

2009-10 MEN'S BASKETBALL

CONNECTICUT

UCONN COUNTRY

BIG EAST BASKETBALL

UCONNHUSKIES.COM

2009 FINAL FOUR

2009 NCAA FINAL FOUR DETROIT












FINAL FOUR
WELCOME TO THE 2009 NCAA
NCAA
2009
DIVISION I
MEN'S BASKETBALL
CHAMPIONSHIP
REGIONAL CHAMPION
CONNECTICUT
FINAL FOUR

CONNECTICUT BASKETBALL

2004, 1999 National Champions
2009, 2004, 1999 NCAA Final Four



EMEKA OKAFOR
2004 Co-National Player of the Year
2004 NCAA Final Four MVP
2004 Academic All-American of the Year

RICHARD HAMILTON
Two-Time All-American
1999 NCAA Final Four MVP
Two-Time BIG EAST Player of the Year


16
BIG EAST CHAMPIONSHIPS
BIG EAST CONFERENCE
10 Regular Season Titles
6 Tournament Titles
HASHEEM THABEET
Two-Time National and BIG EAST
Defensive Player of the Year
RAY ALLEN
UConn's First
Two-Time All-American
JIM CALHOUN
2005 Naismith Memorial Basketball
Hall of Fame Inductee
Two-time National Champion
1988 NIT Champions
A Tradition of Excellence

A TRADITION OF
DEFENSIVE EXCELLENCE



Hasheem Thabeet
2007-08 and 2008-09
National and BIG EAST Defensive Player of the Year





Hilton Armstrong
2005-06
BIG EAST Defensive Player of the Year





Josh Boone
2004-05
BIG EAST Defensive Player of the Year





Donyell Marshall
1993-94
BIG EAST Defensive Player of the Year





Emeka Okafor
2002-03 and 2003-04
National and BIG EAST Defensive Player of the Year

2008-09 MBB Cover BW.indd 1 9/22/09 1:19:33 PM

The National Blocked Shot Leader for an NCAA Record Eight Consecutive Seasons



NCAA BLOCKED SHOT LEADER
2001-Present

7.8 blocks per game in 2008-09
8.6 blocks per game in 2007-08
8.5 blocks per game in 2006-07
8.8 blocks per game in 2005-06
8.9 blocks per game in 2004-05
8.1 blocks per game in 2003-04
7.7 blocks per game in 2002-03
6.9 blocks per game in 2001-02

NCAA FG% DEFENSE TOP 15
12 of last 14 seasons

No. 3, 2008-09, 37.7%
No. 6, 2007-08, 38.7%
No. 1, 2006-07, 37.1%
No. 2, 2005-06, 37.1%
No. 3, 2004-05, 37.8%
No. 1, 2003-04, 36.9%
No. 4, 2002-03, 37.9%
No. 5, 2001-02, 38.0%
No. 15, 1998-99, 38.7%
No. 14, 1997-98, 39.3%
No. 8, 1996-97, 38.3%
No. 4, 1995-96, 38.6%

2004 NCAA Champions













San Antonio

FINAL 2003-04
USA TODAY/
ESPN COACHES' POLL

1. Connecticut 33-6
2. Duke 31-6
3. Georgia Tech 28-10
4. Oklahoma State 31-4
5. St. Joseph's 30-2
6. Stanford 30-2
7. Pittsburgh 31-5
8. Kentucky 27-5
9. Kansas 24-9
10. Texas 25-8
11. Illinois 26-7
12. Gonzaga 28-3
13. Mississippi State 26-4
14. Xavier 26-11
15. Wake Forest 21-10
16. Wisconsin 25-7
17. Alabama 20-13
18. Cincinnati 25-7
19. Syracuse 23-8
20. North Carolina State 21-10
21. Nevada 25-9
22. North Carolina 19-11
23. Alabama-Birmingham 22-10
24. Maryland 20-12
25. Vanderbilt 23-10



1999 NCAA Champions







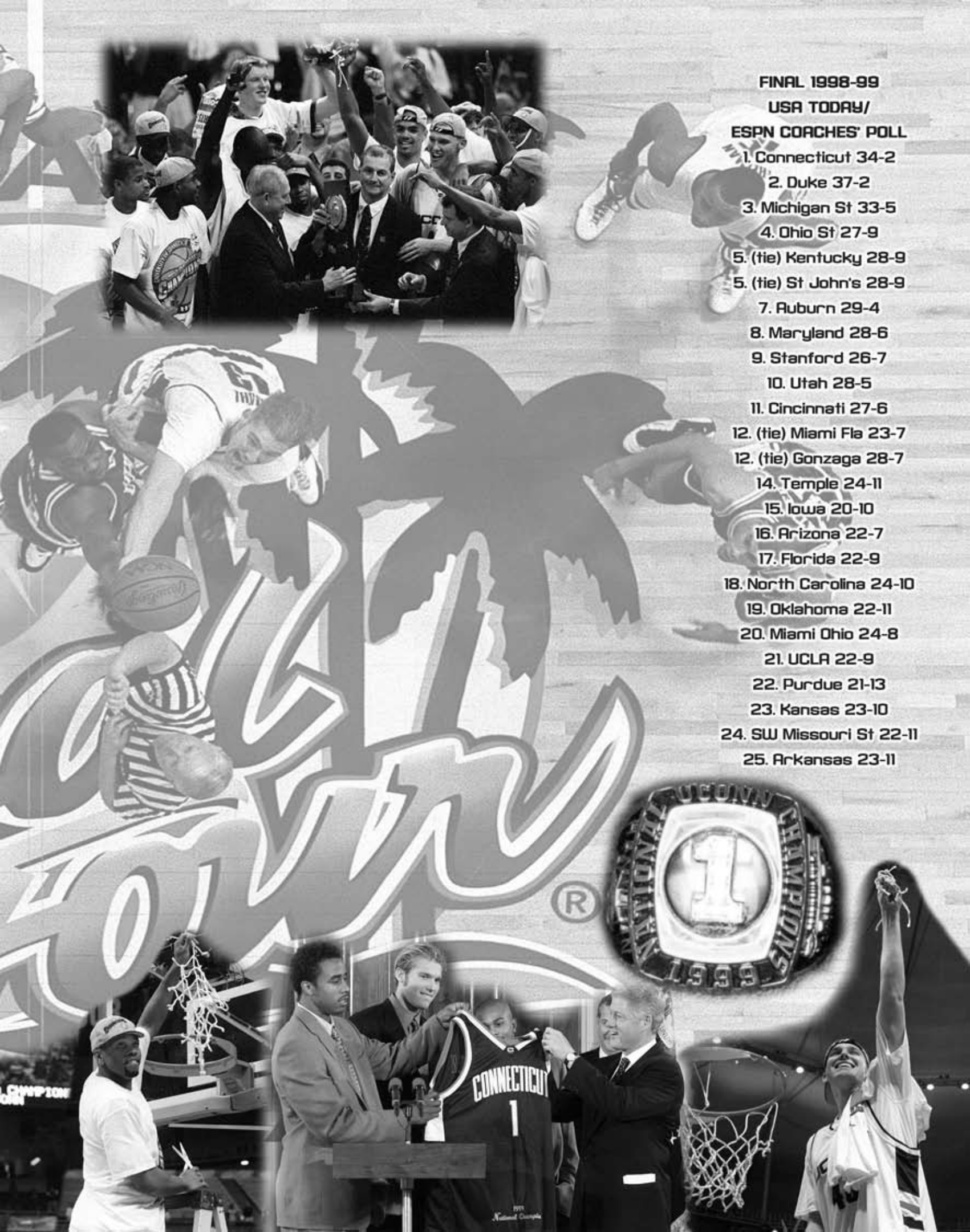

FINAL 1998-99
USA TODAY/
ESPN COACHES' POLL
1. Connecticut 34-2
2. Duke 37-2
3. Michigan St 33-5
4. Ohio St 27-9
5. (tie) Kentucky 28-9
5. (tie) St John's 28-9
7. Auburn 29-4
8. Maryland 28-6
9. Stanford 26-7
10. Utah 28-5
11. Cincinnati 27-6
12. (tie) Miami Fla 23-7
12. (tie) Gonzaga 28-7
14. Temple 24-11
15. Iowa 20-10
16. Arizona 22-7
17. Florida 22-9
18. North Carolina 24-10
19. Oklahoma 22-11
20. Miami Ohio 24-8
21. UCLA 22-9
22. Purdue 21-13
23. Kansas 23-10
24. SW Missouri St 22-11
25. Arkansas 23-11

Head Coach Jim Calhoun



805 Career Wins

Two National Championships

Three Final Fours

Naismith Hall of Fame Inductee

College Basketball Hall of Fame Inductee

Four-Time BIG EAST Coach of the Year

10 BIG EAST Regular Season Titles

6 BIG EAST Tournament Titles

16 NBA First Round Draft Picks

10 NBA Lottery Picks

1 National Player of the Year

7 All-Americans

4 National Defensive Players of the Year

6 BIG EAST Players of the Year





A Legacy of Excellence



Coach Calhoun with several of the nearly 60 players who joined him for the Hall of Fame Enshrinement in Springfield, Mass. From left: Taliek Brown, Emeka Okafor, Ray Allen, Caron Butler, Dongell Marshall, Kevin Ollie, Charlie Villanueva, Ben Gordon and Donny Marshall.

A TRADITION OF NATIONAL SUCCESS




























1998 NCAA
Elite Eight


1996 NCAA
Sweet 16


1995 NCAA
Elite Eight


UCONN
EIGHT
1995


1999 NCAA
West Region Champions


NCAA
1994 NCAA Sweet 16


1991 NCAA
Sweet 16


1999 NCAA
Final Four


1992 NCAA Second Round


UNIVERSITY OF CONNECTICUT
NCAA
EIGHT


1990 NCAA
Elite Eight

A TRADITION OF BIG EAST SUCCESS

































2005-06
REGULAR SEASON
CHAMPION
2004-05
REGULAR SEASON
CHAMPION
2004
TOURNAMENT
CHAMPION
2002-03
REGULAR SEASON
CHAMPION
2001-02
REGULAR SEASON
CHAMPION
2002
TOURNAMENT
CHAMPION
1998-99
REGULAR SEASON
CHAMPION
1999
TOURNAMENT
CHAMPION
1997-98
REGULAR SEASON
CHAMPION
1998
TOURNAMENT
CHAMPION
1995-96
REGULAR SEASON
CHAMPION
1996
TOURNAMENT
CHAMPION
1994-95
REGULAR SEASON
CHAMPION
1993-94
REGULAR SEASON
CHAMPION
1989-90
REGULAR SEASON
CHAMPION
1990
TOURNAMENT
CHAMPION

A TRADITION OF BIG EAST HONORS



























COACH OF THE YEAR
Jim Calhoun
1989-90, 1993-94,
1995-96, 1997-98

PLAYER OF THE YEAR
Hasheem Thabeet, 2008-09
Emeka Okafor, 2003-04
Caron Butler, 2001-02
Richard Hamilton, 1997-98, 1998-99
Ray Allen, 1995-96
Donyell Marshall, 1993-94

SCHOLAR-ATHLETE OF THE YEAR
Emeka Okafor, 2002-03, 2003-04

MOST IMPROVED PLAYER
Marcus Williams, 2004-05

ROOKIE OF THE YEAR
Rudy Gay, 2004-05
Khalid El-Amin, 1997-98
Doron Sheffer, 1993-94
Nadav Henefeld, 1989-90

DEFENSIVE PLAYER OF THE YEAR
Hasheem Thabeet, 2007-08, 2008-09
Hilton Armstrong, 2005-06
Josh Boone, 2004-05
Emeka Okafor, 2002-03, 2003-04
Donyell Marshall, 1993-94

BIG EAST CHAMPIONSHIP MOST OUTSTANDING PERFORMER
Ben Gordon, 2004
Caron Butler, 2002
Kevin Freeman, 1999
Khalid El-Amin, 1998
Chris Smith, 1990

This is Connecticut Basketball

"When a school has as strong a program
as UConn has developed,
I think the younger players
and older players keep an eye on what
everyone is doing.
It's definitely a family atmosphere
and it's a credit to Coach Calhoun
and all of his former coaches that
we are all as successful as we are today."
NIT Champion and
NBA Veteran Cliff Robinson.



Clifford Robinson, Caron Butler and Taliek Brown



Richard Hamilton and Ben Gordon

"People can tell you how great their team was
and how great their program is,
but there is nothing like we have at UConn.
I've been all around the country
and many places around the world and there is
nothing like this. You tell
people that you played ball at UConn
and their eyes open up wide.
They look at you a little different than before.
I'll never forget the people here, the players,
coaches and fans. My life is better because
of UConn and Coach Calhoun."
NCAA Champion and Four-Time BIG EAST Champion
Khalid El-Amin

"I wish I could tell you
the secret to UConn's success
because then I would tell every player
coming out of high school
that they need to just go there
and witness it...
if not four years there,
then at least spend a weekend there,
because they will never be the same."
Two-Time BIG EAST Champion,
Four-Year NBA Veteran
Donny Marshall.



Former Huskies Richard Hamilton, Caron Butler,
Karl Hobbs, Khalid El-Amin and Ray Allen

"What made it so fun at UConn when I was playing there was the camaraderie. That togetherness was both on and off the court. Coach Calhoun has always been a great coach and he has always wanted his team to be a family."
UConn All-Time
Leading Scorer Chris Smith



Nadav Henefeld, Jim Calhoun and Doron Sheffer



Former Huskies Kevin Ollie, Donny Marshall, Scott Burrell and Chris Smith

"I feel so privileged to have been a part of the Connecticut program. Even though UConn has gone on to many great things since my time there, the 1989-90 season will always be special because of what we shared as a team. We all went through it for the first time... it was all so great. The connection that was created the year I was there will stay for many, many years. I'm really lucky to be a part of the state of Connecticut and what has gone on there."
1990 BIG EAST Rookie of the Year
Nadav Henefeld

"I think it's easily said that if we're not the best university in the whole United States, then who is? Just look at the squad we can put together. We could go against the alumni of any other program in the country and I'm pretty sure we would win."
All-American and
NBA Performer
Caron Butler



A 1999 National Championship Reunion: Back Row: Dave Leitao, Edmund Saunders, Rashamel Jones, Justin Brown, Souleymane Wane, Tom Moore, Karl Hobbs. Front Row: Ricky Moore, Kevin Freeman, Jim Calhoun, Khalid El-Amin, Richard Hamilton, Jake Voskuhl.

HUSKIES IN THE COMMUNITY



Both Pat and Jim Calhoun lost parents at young ages to heart disease. Through the years, they have put their empathy and concern for other families to work and have generously supported cardiology research at the UConn Health Center.

In 2003, UConn officials announced that the entire cardiology program at the Health Center, including all patient services, education and research, would be named in honor of the Calhoun's generosity and friendship.

The Pat and Jim Calhoun Cardiology Center is a vibrant, active center that provides excellent care for Connecticut men and women and fosters new learning and new initiatives in cardiology research.

Over the past ten years, 2.3 million holiday meals have been provided and nearly $1 million raised for the CT Foodbank and Foodshare thanks to the generous efforts of the Connecticut Basketball program, Jim Calhoun and his family.



In June of 2009, The Big Y Jim Calhoun Cancer Challenge Ride celebrated its third year as an annual statewide event to benefit The Carole and Ray Neag Comprehensive Cancer Center at the University of Connecticut Health Center and Coaches vs. Cancer, a program established in 1993 by the American Cancer Society. The ride has raised $770,000 in the fight against cancer in three years.









HUSKIES IN THE COMMUNITY

Many former UConn student-athletes are among the most active NBA participants in community acvtivites. Among the former Husky standouts pictured below are Charlie Villanueva, Caron Butler, Hilton Armstrong, Emeka Okafor, Ben Gordon, Richard Hamilton and Ray Allen.

Each of these individuals gave back to the community as a Husky and continue to do so today.




















Harry A. Gampel Pavilion
HOME OF TH


Storrs, Connecticut
THE HUSKIES


DATTCO
our buses our people & you
WWW.DATTCO.COM
UCONN
PLY FL PTS
HARTFORD
comcast
SONY
Coca-Cola
XL CENTER
Allstate
CONNECTICUT
BIG EAST
HOME OF TH


XL Center
Hartford,
Connecticut
THE HUSKIES
Coors Light
U OF L
PLY FL PTS
HARTFORD
verizon wireless
CENTER
Allstate
CONNECTICUT





For 10 years running, UConn has been rated by U.S. *News & World Report* as the No. 1 public university in New England – and also ranks among the top 30 public universities in the nation. The National Science Foundation ranks UConn in the top 15 percent of public universities in garnering research funding. Research awards to UConn faculty exceeded $194 million in 2008.





UConn's 14 schools and colleges offer seven undergraduate degrees in more than 100 majors. The University grants 17 graduate degrees in more than 90 fields of study, and provides graduate professional programs in business, dental medicine, law, medicine, pharmacy and social work.

THIS IS UCONN



More than 29,000 students are enrolled at UConn, representing nearly every state in the nation and more than 100 countries. The average SAT scores for incoming freshmen at Storrs are up 87 points since 1996 and are now 1200. Minority freshman enrollment at Storrs and the regional campuses has more than doubled since 1995. Since 1995, 1,074 valedictorians and salutatorians have enrolled at all campuses. In the fall of 2008, 39 percent of freshmen entering the Storrs campus were ranked in the top 10 percent of their high school class and 78 percent were in the top 25 percent of their class. UConn is among the top 20 public universities in the nation in freshman retention rates; 93 percent of freshmen enrolled at Storrs in 2007 chose to continue their studies here in 2008.





UConn continues to renew, rebuild and enhance our campuses through an unprecedented $2.8 billion, 20-year investment in the University's infrastructure. UCONN 2000 is the most ambitious publicly financed university building program in the country. Now in its 15th year, UCONN 2000 has invigorated the University's living and learning environments, helped advance faculty research, and stimulated public and private investment. Applications have increased for the 12th consecutive year with more than 23,000 applicants competing for 3,200 seats at the main campus in Storrs and 1,100 seats at the regional campuses.

THIS IS CONNECTICUT BASKETBALL

This is Connecticut Basketball 2-3
Defense and Championships-A UConn Tradition 4-5
2004 NCAA Champions 6-7
1999 NCAA Champions 8-9
The Jim Calhoun Legacy 10-11
A Tradition of National Success 12-13
A Tradition of BIG EAST Titles 14-15
A Tradition of BIG EAST Honors 16-17
This is Connecticut Basketball 18-19
UConn in the Community 20-21
Harry A. Gampel Pavilion 22-23
XL Center 24-25
This is the University of Connecticut 26-27

Table of Contents 28-29
Connecticut Basketball Schedule 30
Connecticut Basketball Quick Facts 30
Connecticut Basketball Roster & Photo Roster 30-31
Meet the 2009-10 Connecticut Huskies 32-33

THE 2009-10 CONNECTICUT HUSKIES

Senior Jerome Dyson 34-35
Senior Gavin Edwards 36-37
Senior Jonathan Mandeldove 38-39
Senior Stanley Robinson 40-41
Junior Donnell Beverly 42-43
Sophomore Kemba Walker 44-45
Freshman Jamal Coombs-McDaniel 46
Freshman Ater Majok 47
Junior Charles Okwandu 48
Freshman Alex Oriakhi 49
Freshman Darius Smith 50
Freshman Jamaal Trice 51
Senior Alex Hornat 52
Junior Kyle Bailey 53

REVIEWING THE 2008-09 HUSKIES

Reviewing the 2008-09 Season 54-59
2008-09 Final Statistics 60-62

MEET THE COACHING STAFF

Head Coach Jim Calhoun 64-72
Associate Head Coach George Blaney 73
Assistant Coach Andre LaFleur 74
Assistant Coach Patrick Sellers 75
Director of Basketball Operations Beau Archibald 76

CONNECTICUT BASKETBALL HISTORY

All-Time Head Coaches 78
All-Time Assistant Coaches 78
Year-by-Year Team Records 79
Scores Through the Years 80-94
All-Time Opponent Series Histories 95-99
All-Time National Postseason Results 100-101
All-Time BIG EAST Tournament Results 102

CONNECTICUT BASKETBALL LETTERWINNER HISTORY

All-Time Letterwinners 104-116
All-Time Individual Honor Roll 117
UConn Basketball NBA Player Registry 117
UConn Basketball All-Century Team 117
All-Time Uniform Numbers 118

CONNECTICUT BASKETBALL RECORD BOOK

Individual Career Records 120-121
1,000-Point Club 122-124
Team Single Season Records 125
Individual Single Season Records 126-128
Team Single Game Records 129
Individual Single Game Records 130-131
UConn Records in BIG EAST Play 132-133
XL Center Records 134
Harry A. Gampel Pavilion Records 135
Opponent Records 136

THE UNIVERSITY OF CONNECTICUT

The University 138-139
Living the UConn Experience 140-141
A Remarkable Transformation 142-143
Top Ten Reasons to Attend UConn 144-145
President Michael J. Hogan 146-147
Prominent UConn Alumni 148-149
The "State" of UConn 150-151
Close to Storrs 152-153
Storrs Center Project 154
City of Hartford and the Greater Hartford Region 155
UConn Athletics Year in Review 156-157
The Mark R. Shenkman Training Center 158
UConn Athletic Facilities 159
Director of Athletics Jeffrey A. Hathaway 160-161
UConn Administrative Staff and Head Coaches 162
UConn Traditions/Basketball Support Staff 163
J. Robert Donnelly Husky Heritage Sports Museum 164
Academic Counseling Program 165

Department of Sports Medicine 166
Strength and Conditioning Program 167
UConn Athletic Development Fund 168
University of Connecticut Health Center 169

THIS IS CONNECTICUT BASKETBALL

This is Connecticut Basketball 170-171
UConn Basketball Huskies of Honor 172-175
The Best of the Jim Calhoun Era-- 2006-2009 176-177
The Best of the Jim Calhoun Era-- 2002-2006 178-179
The Best of the Jim Calhoun Era-- 2000-2002 180
The Best of the Jim Calhoun Era-- 1997-1999 181
The Best of the Jim Calhoun Era-- 1994-1996 182
The Best of the Jim Calhoun Era-- 1993-1994 183
The Best of the Jim Calhoun Era-- 1990-1993 184
The Best of the Jim Calhoun Era-- 1987-1989 185
The Best of UConn Basketball-- The Wings 186-187
The Best of UConn Basketball-- The Guards 188-189
The Best of UConn Basketball-- The Bigs 190-191
UConn Basketball and Sports Illustrated 192-193
UConn's NBA Champions 194-195
Among the NBA Elite 196-197
A Tradition of Excellence-- The NBA Draft Lottery 198-200
A Tradition of Excellence-- First Round NBA Draft Selections 201
UConn in the NBA 202-208

2009-2010 CONNECTICUT BASKETBALL YEARBOOK CREDITS

The University of Connecticut Basketball Yearbook was produced by the UConn Division of Athletics, Jeffrey A. Hathaway, Director.

Managing Editor:
Kyle Muncy, Assistant Director of Athletics/Communications.

Assistant Editor:
Elizabeth Mayer, Athletic Communications Assistant
Graphic Design/Layout in Adobe PageMaker 7.0, Photoshop 7.0.1 and InDesign CS 3.0 for PC.

Cover Design:
Summit Athletic Media, Charlotte, N.C.; Jeff Braund, Matt Lueders.

Editorial Assistance Provided by:
Tim Tolokan, UConn Director of Licensing and Athletic Traditions; Luanne Dunstan, Athletic Communications Secretary.

Chief Photographer:
Stephen Slade.

Additional Photos & Editorial Support Provided By:
Bob Stowell; NBA Photos (Brian Choi, Victor Baldizon); Sherrie Muncy, Taylor Muncy; Associated Press; BIG EAST Conference (John Paquette, Chuck Sullivan, Michael Coyne); Tomasso DeRosa; Kurt Godikson; Harrison Jenkins; Peter Gold; Mitchell Layton; Tom Maguire; Jerry Margolis; Peter Morenus; Naismith Memorial Basketball Hall of Fame; NCAA Photos (Rich Clarkson & Associates); New York Knicks; Northeastern University; Andrew Prince; Adam Prince; Dave Redding; Brian Spurlock; Bruce Schwartzman; Sports Illustrated; Brian Tirpak; UConn Health Center (Jim Walter, Maureen McGuire, Wendy Soneson); Karen White, University of Connecticut Purchasing; The White House.

Printed By:
AM Lithography, Chicopee, Mass.
Mark Kurtz, Sales Associate; Michael Wice, Customer Service Representative

The University of Connecticut is committed to honoring collegiate athletic competition by demonstrating pride, responsibility and respect. The UConn community, fans, alumni, students, coaches and student-athletes promote these core values as proud Huskies and first class competitors.

HUSKY HONOR
PRIDE RESPONSIBILITY RESPECT

UCONN AND NIKE

The University of Connecticut Division of Athletics and Nike, Inc., began an exclusive corporate sponsorship in the summer of 2008.

The contract terms cover a 10-year period from July 1, 2008 through June 30, 2018 and makes Nike the exclusive footwear, apparel and equipment provider for UConn Athletics. It is the largest corporate sponsorship package in the history of UConn Athletics and is among the largest contracts of its kind between Nike and an intercollegiate athletic program.

Part of the UConn-Nike agreement is a $1 million payment to the University towards the construction of a new basketball practice facility.

UCONN AND IMG

The University of Connecticut reached an agreement in 2008 with IMG College, a division of IMG Worldwide, for a 10-year athletics multi-media rights partnership. IMG College will handle the rights associated with corporate partners, on-site opportunities, signage, corporate suites, game programs and all online components.

IMG
sports · entertainment · media

IMG College is the leader in developing integrated licensing, marketing, and multi-media opportunities for the nation's top collegiate brands across local, regional, and national platforms. IMG College partners include the NCAA and its 88 championships, NCAA Football, leading conferences, and some of the most prestigious universities in the country.

Joe Meredith is the General Manager of UConn Sports Marketing/IMG College and can be reached at:
28 Professional Park Road, Storrs, Conn., 06268, (860) 477-0559.

University of Connecticut
Office of Athletic Communications
2095 Hillside Road, Unit 1173, Storrs, CT 06269-1173

Mike Enright	Associate AD/Communications
Kyle Muncy	Assistant AD/Communications
Randy Press	Assistant Director/Athletic Communications
Luanne Dunstan	Athletic Communications Secretary
Kristen Altieri	Athletic Communications Assistant
Betsy Devine	Athletic Communications Assistant
Elizabeth Mayer	Athletic Communications Assistant

Office Phone: (860) 486-3531;
Office Fax: (860) 486-5085;
Hotline Phone: (860) 486-5050
Website Address: UConnHuskies.com

Men's Basketball Contact:
KYLE MUNCY, Assistant AD/Communications
E-Mail: kyle.muncy@uconn.edu
Cellular Phone: (860) 208-8624



2009-10 ROSTER/QUICK FACTS/SCHEDULE

● 2004, 1999 NCAA National Champions ● 2009, 2004, 1999 NCAA Final Four ●

2009-10 UNIVERSITY OF CONNECTICUT MEN'S BASKETBALL ROSTER

#	Name	Yr.	Pos.	Ht.	Wt.	Hometown/Last School
2	Donnell Beverly	Jr.	G	6-4	190	Hawthorne, Calif./Leuzinger HS
4	Jamal Coombs-McDaniel	Fr.	F	6-7	210	Dorchester, Mass/Tilton School
5	Ater Majok #	Fr.	F	6-11	233	Sydney, Australia/American International HS
11	Jerome Dyson	Sr.	G	6-4	190	Potomac, Md./Proctor (N.H.) Academy
13	Jamaal Trice	Fr.	G	6-5	220	Los Angeles, Calif./Mount Zion Academy
15	Kemba Walker	So.	G	6-1	172	Bronx, N.Y./Rice HS
21	Stanley Robinson	Sr.	F	6-9	210	Birmingham, Ala./Huffman HS
22	Alex Hornat	Sr.	F	6-5	205	South Windsor, Conn./South Windsor HS
24	Darius Smith	Fr.	G	6-1	168	Chicago, Ill./John Marshall HS
32	Jonathan Mandeldove	Sr.	C	7-0	240	Stone Mountain, Ga./Hargrave (Va.) Military Academy
33	Gavin Edwards	Sr.	F	6-10	234	Gilbert, Ariz./Mesquite HS
34	Alex Oriakhi	Fr.	F/C	6-9	240	Lowell, Mass./Tilton School
35	Charles Okwandu	Jr.	C	7-0	255	Lagos, Nigeria/Harcum (Pa.) JC
55	Kyle Bailey	Jr.	G	6-3	170	Lancaster, N.H./White Mountains Regional HS

#-- Eligible upon completion of Fall 2009 semester and final exams

Head Coach:
JIM CALHOUN, 24th Season at UConn (American International '68)
Associate Head Coach:
GEORGE BLANEY, 9th Season at UConn (Holy Cross '61)
Assistant Coaches:
ANDRE LaFLEUR, 9th Season at UConn (Northeastern '88)
PATRICK SELLERS, 6th Season at UConn (Central Connecticut '91)
Director of Operations:
BEAU ARCHIBALD, 3rd Season at UConn (Connecticut '03)

General

Name of School: ..... University of Connecticut
City/Zip: ..... Storrs, CT, 06269
Founded: 1881
Total Enrollment: 28,677
Nickname: ..... Huskies, UConn
School colors: ..... National Flag Blue (Navy) and White
Arenas: ..... Harry A. Gampel Pavilion/XL Center
Capacity: 10,167/16,294
Affiliation: ..... NCAA Division I
Conference: ..... BIG EAST
President: ..... Dr. Michael J. Hogan
Athletic Director: ..... Jeffrey A. Hathaway
Athletic Department Phone: ..... (860) 486-2725
Ticket Office Phone: ..... (860) 486-2724
Website: ..... UConnHuskies.com

History

First yr. of basketball: 1901
Overall all-time record: 1499-839
No. yrs. In NCAA Tourn./last: 29 yrs./2009
No. yrs. In NIT/ last: 11 yrs./2001
Last post-season opponent: .. Michigan St. / NCAA Final Four, L, 73-82

Athletic Communications Information

Assistant AD/Communications: ..... Kyle Muncy
Office/Cell: ..... (860) 486-3531, (860) 208-8624
SID Mailing Address: ..... 2095 Hillside Road, Gampel Pavilion
..... Unit 1173, Storrs, CT, 06269-1173

Coaching Staff

Head Coach: ..... Jim Calhoun (American International College, 1968)
Record at school (23 yrs.): 557-205/1986-present
Career record (37 yrs.): 805-342/1972-present
Associate Head Coach: ..... George Blaney (Holy Cross, 1961)
Assistant Coaches: ..... Andre LaFleur (Northeastern, 1988)
..... Patrick Sellers (Central Connecticut, 1991)
Director of Operations: ..... Beau Archibald (Connecticut, 2003)
Athletic Trainer: ..... James Doran

2008-09 Team Information

Overall record last year: 31-5
Conference record/finish: ..... 15-3/2nd Place
Starters returning/lost: 2/3
Letterwinners returning/lost: 6/5

2009-10 University of Connecticut Men's Basketball Schedule

Date		Opponent	TV	Site	Time
NOVEMBER					
Wed	**4**	**American International (exhib.)**		**XL Center, Hartford, Conn.**	**7:00**
Sun	**8**	**UMass Lowell (exhib.)**		**Gampel Pavilion, Storrs, Conn.**	**1:00**
Fri	**13**	**William & Mary**	**MyTV9, SNY**	**Gampel Pavilion, Storrs, Conn.**	**7:30**
	16-17	**NIT Season Tip-Off Storrs Regional**		**Gampel Pavilion, Storrs, Conn.**	
Mon	16	Hofstra vs. Yale			6:30
		Connecticut vs. Colgate	**ESPNU**		**9:00**
Tue	17	Losing Teams from 11/16			4:30
		Winning Teams from 11/16	MyTV9, SNY		7:00
	25 & 27	NIT Season Tip-Off Championship		Madison Square Garden, New York, N.Y.	
Wed	25	Semifinals	espn2		7:00/9:00
Fri	27	Championship	ESPN/espn2		2:30/5:00
DECEMBER					
Wed	**2**	**Boston University**	**MyTV9, SNY**	**XL Center, Hartford, Conn.**	**7:00**
Sun	**6**	**Harvard**	**MyTV9, SNY**	**Gampel Pavilion, Storrs, Conn.**	**1:00**
Wed	9	vs. Kentucky (SEC/BIG EAST Invitational)	ESPN	Madison Square Garden, New York, N.Y.	9:30
Sun	**20**	**Central Florida**	**MyTV9, SNY**	**XL Center, Hartford, Conn.**	**1:00**
Tues	**22**	**Maine**	**MyTV9, SNY**	**XL Center, Hartford, Conn.**	**7:00**
Sun	**27**	**Iona**	**ESPNU**	**XL Center, Hartford, Conn.**	**2:00**
Wed	30	*at Cincinnati	espn2	Fifth Third Arena, Cincinnati, Ohio	7:00
JANUARY					
Sat	**2**	***Notre Dame**	**ESPNU**	**XL Center, Hartford, Conn.**	**Noon**
Wed	**6**	***Seton Hall**	**MyTV9, SNY**	**Gampel Pavilion, Storrs, Conn.**	**9:00**
Sat	9	*at Georgetown	ESPN	Verizon Center, Washington, D.C.	Noon
Wed	**13**	***Pittsburgh**	**espn2**	**XL Center, Hartford, Conn.**	**7:00**
Sun	17	at Michigan	CBS	Crisler Arena, Ann Arbor, Mich.	4:30
Wed	**20**	***St. John's**	**MyTV9, SNY**	**XL Center, Hartford, Conn.**	**7:00**
Sat	**23**	**Texas**	**CBS**	**Gampel Pavilion, Storrs, Conn.**	**4:00**
Wed	27	*at Providence	MyTV9, SNY	Dunkin' Donuts Center, Providence, R.I.	7:00
Sat	**30**	***Marquette**	**MyTV9, SNY**	**XL Center, Hartford, Conn.**	**Noon**
FEBRUARY					
Mon	1	*at Louisville	ESPN	Freedom Hall, Louisville, Ky.	7:00
Sat	**6**	***DePaul**	**MyTV9, SNY**	**Gampel Pavilion, Storrs, Conn.**	**8:00**
Wed	10	*at Syracuse	ESPN	Carrier Dome, Syracuse, N.Y.	7:00
Sat	**13**	***Cincinnati**	**MyTV9, SNY**	**XL Center, Hartford, Conn.**	**Noon**
Mon	15	*at Villanova	ESPN	Wachovia Center, Philadelphia, Pa.	7:00
Sat	20	*at Rutgers	MyTV9, SNY	Louis Brown Athletic Ctr., Piscataway, N.J.	4:00
Mon	**22**	***West Virginia**	**ESPN**	**XL Center, Hartford, Conn.**	**7:00**
Sun	**28**	***Louisville**	**CBS**	**Gampel Pavilion, Storrs, Conn.**	**2:00**
MARCH					
Wed	3	*at Notre Dame	ESPN	Joyce Center, South Bend, Ind.	7:00
Sat	6	*at South Florida	MyTV9, SNY	Sun Dome, Tampa, Fla.	2:00

winning team from 11/16 & 17 advances to Championship Round on 11/25 & 27 in New York
losing teams from 11/16 & 17 will play in the Consolation Round on 11/23 & 24 at a site to be determined

*- BIG EAST Conference Opponent
All times Eastern Standard
All information current as of October 1 and subject to change.

• Ten BIG EAST Regular Season Championships • Six BIG EAST Tournament Championships •



Donnell Beverly
Jr., G, 6-4, 190
Hawthorne, Calif.



Jamal Coombs-McDaniel
Fr., F, 6-7, 210
Dorchester, Mass.



Ater Majok
Fr., F, 6-11, 233
Sydney, Australia



Jerome Dyson
Sr., G, 6-4, 190
Potomac, Md.



Jamaal Trice
Fr., G, 6-5, 220
Los Angeles, Calif.



Kemba Walker
So., G, 6-1, 172
Bronx, N.Y.

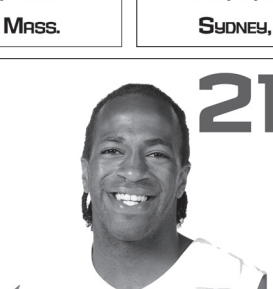

Stanley Robinson
Sr., F, 6-9, 210
Birmingham, Ala.



Alex Hornat
Sr., F, 6-5, 205
South Windsor, Conn.



Darius Smith
Fr., G, 6-1, 168
Chicago, Ill.



Jonathan Mandeldove
Sr., C, 7-0, 240
Stone Mountain, Ga.

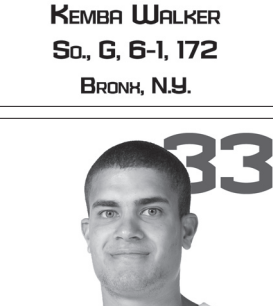

Gavin Edwards
Sr., F, 6-10, 234
Gilbert, Ariz.



Alex Oriakhi
Fr., F/C, 6-9, 240
Lowell, Mass.



Charles Okwandu
Jr., C, 7-0, 255
Lagos, Nigeria

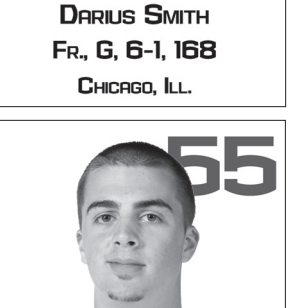

Kyle Bailey
Jr., G, 6-3, 170
Lancaster, N.H.



Jim Calhoun
Head Coach
24th Year at UConn

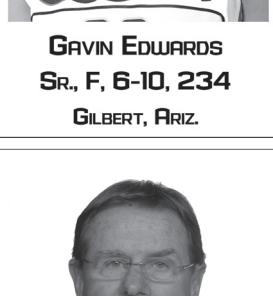

George Blaney
Associate Head Coach
Ninth Year at UConn



Andre LaFleur
Assistant Coach
Ninth Year at UConn

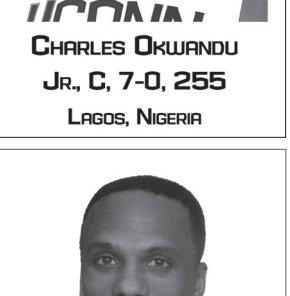

Patrick Sellers
Assistant Coach
Sixth Year at UConn



Beau Archibald
Director of Operations
Third Year at UConn

MEET THE 2009-10 HUSKIES

• 2004, 1999 NCAA National Champions • 2009, 2004, 1999 NCAA Final Four •

Jamal Coombs McDaniel

Versatile player who will give the Husky coaching staff the flexibility to play him in a variety of spots… Good shooter and ball-handler who will see time at any position on the floor except center… Should help the Huskies on the ball defense at the small forward spot.

Jamaal Trice

Jamaal will bring size to the perimeter and has the potential to be the knock-down shooter that the Huskies have lacked the past few seasons… How well he defends and puts the ball on the floor will determine whether he can break into the rotation on a regular basis.

Ater Majok

Will be eligible for the team on December 20 and has the ability to do many things for the squad, score in the post, run the break, shoot from the perimeter, pass the ball… He will be able to play all of the frontcourt positions and has shown that he is a terrific shot blocker.

Jerome Dyson

Jerome returns after missing the last month and a half of 2008-09 with a knee injury… Back at full strength, Dyson will be one of the top scorers and overall performers in the BIG EAST this season, with an ability to run the floor as well as any player in the country and a long-range shooting touch to go along with it… He is also one of the best on-the-ball defenders in the country and helps the Huskies extend the floor and create easy baskets in transition.

Donnell Beverly

Donnell has been a steady performer for the Huskies in his first two seasons, making the most of the limited playing time he has received… His experience will be a plus for the squad in 2009-10, as UConn looks to replace two guards who played in a combined 200-plus games over the past four years.

Kemba Walker

Kemba comes off a super freshman year, which culminated with a superb NCAA Tournament run individually, helping the Huskies to the Final Four and earning West Regional All-Tournament honors… He is one of the fastest players in the country with the ball and his improved jump shooting will only make it tougher for defenders to keep him from getting to the bucket.

Stanley Robinson

Stanley is always the most athletic person in the gym and was a key component in the Husky run to the Final Four in 2008-09… As he continues to extend his perimeter game, he will only become a tougher match-up for teams around the country, mixing the athleticism of a two or three and the rebounding ability to play down low and help the Huskies on the boards.

• Ten BIG EAST Regular Season Championships • Six BIG EAST Tournament Championships •



Gavin Edwards

Has been a solid reserve player for three seasons, rebounding, blocking shots and showing an ability to score when needed… He will look to transition to the starting lineup and provide experience to a mostly-new frontcourt group.

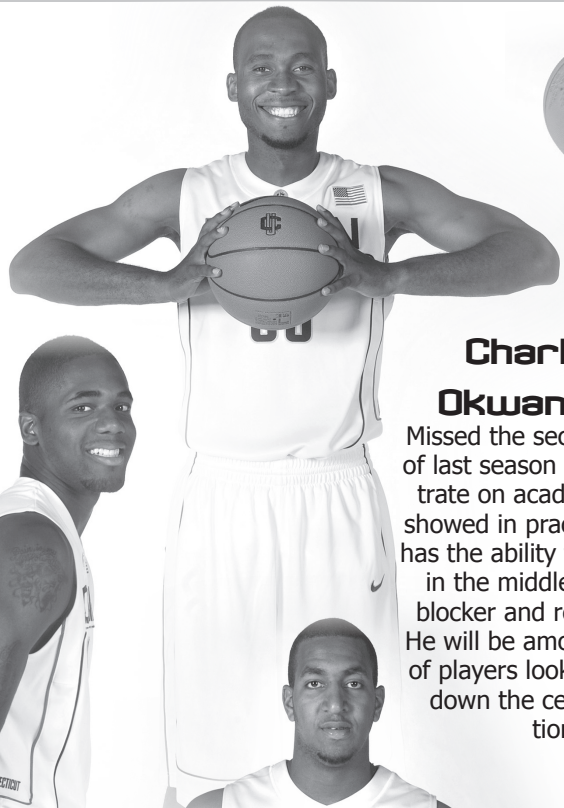

Alex Oriakhi

Powerfully built big man who is already drawing comparisons to three-time All-BIG EAST performer Jeff Adrien… Oriakhi will focus on rebounding, but also has the ability to knock down jumpers from 15 feet.



Charles Okwandu

Missed the second half of last season to concentrate on academics, but showed in practice that he has the ability to be a force in the middle as a shot blocker and rebounder… He will be among a group of players looking to lock down the center position.



Kyle Bailey

Enters his third season as a walk-on with the program and is an excellent scout team point guard.



Jonathan Mandeldove

Enters his fourth season with a chance to help the Huskies in the middle… Has always shown that he is a good fundamental player in his limited time… He blocks shots with either hand and his long wingspan makes him a presence defensively.

Alex Hornat

Alex is a third-year walk-on who has developed into a super practice player, both offensively and defensively.

Darius Smith

Excellent ball handler and play maker who will look for time in the Husky backcourt… He is a ball hawk and will help the Huskies speed up the game and put more pressure on the ball.

• 2004, 1999 NCAA National Champions • 2009, 2004, 1999 NCAA Final Four •

JEROME DYSON



Senior • Guard • 6-4 • 190 • Potomac, Md.

At Connecticut: Has played in 79 career games, making 72 starts… Averaging 13.2 points in his career with 189 assists and 144 steals… Has reached the 20-point mark 14 times in his career…Reached 1,000 career points on January 28 at DePaul… Has 1,044 career points; 39th in UConn history.

As a Junior in 2008-09: Averaged 13.2 points on the season… Reached the 20-point mark three times and was in double figures in 18 games… Missed the final 12 games of the season with a torn lateral meniscus of his right knee, injured in the win over Syracuse on February 11… Had a team-high 19 points in the win over Michigan… Had a team-high 18 points in the win at DePaul, reaching the 1,000-point mark for his career in the process… Had a team-high 15 points and grabbed nine rebounds in the win at Notre Dame… Had 19 points in the win over Villanova… Had 21 points, nine rebounds, four assists and three steals in the win over Gonzaga… Named to the All-Tournament team at the Paradise Jam… Had 21 points, four rebounds, three assists and three steals in the title game win over Wisconsin… Opened the season with 23 points, five assists and three steals in the win over Western Carolina.

As a Sophomore in 2007-08: Led the team in scoring five times with four 20+ point games… Third on the team in scoring with 12.5 points per contest along with 3.6 rebounds and 2.0 assists per game and 42 steals… Saw action in 24 games, starting in the first 18… Tallied 14 points, going 6-for-6 from the line, against San Diego in the NCAA First Round… Returned from suspension against Rutgers to tally three points and a BIG EAST game career-high five assists… Missed nine games after being suspended by head coach Jim Calhoun for violating team rules… Had 20 points, three steals and two blocks in win against Cincinnati… Tied the school record for steals with nine against St. John's… Named to BIG EAST weekly honor roll for second straight week (Jan. 7) after Notre Dame and Seton Hall games… Had 13 points and made four steals at Notre Dame… Tied his career high of 27 points against Seton Hall by hitting five three's and knocking back 6-of-7 free throws… Earned BIG EAST weekly honor roll recognition after tallying 23 points for the second time in three games against Central Florida, hitting 11-of-13 free throws… Tallied season-high 23 points vs. Quinnipiac … Earned first career double-double against Northeastern, tallying 16 points and 10 boards… Had 19 points off five three's against Gonzaga… Dished out career-high nine assists and had 15 points vs. Florida A&M… Had 17 points in the loss to Memphis.

As a Freshman in 2006-07: A unanimous selection to the BIG EAST All-Rookie Team… Played in all 31 games, starting at guard in 30 contests… Averaged a team-high 13.8 points, along with 3.6 rebounds, 2.1 assists and 1.9 steals in 30.4 minutes per game… Led team in scoring on 11 occasions this season, scoring at least 20 points on six occasions… He reached double figures in 11 of the last 12 contests and averaged 19.9 points per game in the last seven contests, scoring 20 or more points in five of those seven games…

JEROME DYSON CAREER STATISTICS

OVERALL			Total		3-Point				Rebs								
Year	GP-GS	Min/Avg	FG-FGA	Pct	FG-FGA	Pct	FT-FTA	Pct	Off-Def	Tot	Avg	PF-FO	Ast	TO	Blk	Stl	Pts/Avg
2006-07	31-30	943/30.4	131-363	.361	44-135	.326	123-171	.719	36-77	113	3.6	80-4	65	66	11	58	429/13.8
2007-08	24-18	648/27.0	93-225	.413	27-83	.325	86-106	.811	26-60	86	3.6	71-3	48	65	16	42	299/12.5
2008-09	24-24	703/29.3	104-255	.408	24-69	.348	84-116	.724	30-68	98	4.1	43-0	76	49	8	44	316/13.2
TOTAL	79-72	2294/29.0	328-843	.389	95-287	.331	293-393	.746	92-205	297	3.8	194-7	189	180	35	144	1044/13.2

BIG EAST			Total		3-Point				Rebs								
Year	GP-GS	Min/Avg	FG-FGA	Pct	FG-FGA	Pct	FT-FTA	Pct	Off-Def	Tot	Avg	PF-FO	Ast	TO	Blk	Stl	Pts/Avg
2006-07	16-15	516/32.2	64-190	.337	27-78	.346	73-98	.745	21-38	59	3.7	46-3	34	38	8	23	228/14.3
2007-08	11-7	281/25.5	36-82	.439	10-32	.313	31-37	.838	8-20	28	2.5	25-0	18	31	7	23	113/10.3
2008-09	12-12	336/28.0	39-115	.339	10-31	.323	39-55	.709	19-26	45	3.8	24-0	32	26	5	24	127/10.6
TOTAL	39-34	1133/29.1	139-387	.359	47-141	.333	143-190	.753	48-84	132	3.4	95-3	84	95	20	70	468/12.0

● Ten BIG EAST Regular Season Championships ● Six BIG EAST Tournament Championships ●

He was named the league Rookie of the Week twice… His six 20-point contests are the third most by a UConn freshman under Jim Calhoun. Khalid El-Amin (11 in 1997-98) and Richard Hamilton (9 in 1996-97) head that list… Led the team in steals with 58, tallying two or more in 19 games… Tallied a team-leading 21 points and a career-high five steals against Syracuse in the BIG EAST Tournament… Scored 20 points against Villanova… Led team for fourth-straight game with 23 points, including six three-pointers, against Louisville… Had game-high 17 points, including nine free throws, at Syracuse… Led team with career-high performance, scoring 27 points at Syracuse… Scored a team-leading 22 points and three blocks in win over Seton Hall... Tallied 13 points, four rebounds and two steals at Georgia Tech… Had 10 points, including a 7-of-8 performance from the foul line, in win over Syracuse… Tallied 13 points and seven boards, going 9-for-11 from the foul line, in overtime win against Rutgers… Led squad with 16 points against DePaul after getting a tooth knocked out in the first half… Tallied 16 points and four assists against South Florida… Scored 12 points and tallied four steals at West Virginia… Named the BIG EAST Rookie of the Week on December 18 after he tallied a team-leading 19 points in win over St. Mary's (CA), while grabbing five boards and two steals… Scored 19 points and had three steals in win over Texas Southern… Notched double-digits in scoring for the third-straight game with 11 against Sacred Heart, going 5-for-5 from the line… Played 22 minutes against Albany, tallying 12 points, four assists and two steals… Named to Hispanic College Fund Classic All-Tournament team after wrapping up the third game against Mississippi with 16 points, four assists and two steals… Put up team-high 20 points on 7-for-13 shooting against Central Arkansas… Tallied a team-best 16 points to go with six boards and a block in first collegiate game against Quinnipiac.

JEROME DYSON CAREER BEST PERFORMANCES

	Career-- All Games		Career-- BIG EAST Regular Season Games	
Points	27	Two Times	27	Two Times
FG Made	9	Quinnipiac (12/16/07)	8	Two Times
FG Atts.	22	Seton Hall (2/14/07)	22	Seton Hall (2/14/07)
3-Pt. FG	6	Two Times	6	Two Times
3-Pt. FGA	13	Syracuse (2/17/07)	13	Syracuse (2/17/07)
FT	11	Central Florida (12/28/07)	9	Two Times
FT Att.	14	Villanova (2/28/07)	14	Villanova (2/28/07)
Off. Reb.	4	Five Times	4	Three Times
Def. Reb.	9	Notre Dame (1/24/09)	9	Notre Dame (1/24/09)
Total Reb.	10	Northeastern (12/6/07)	9	Notre Dame (1/24/09)
Assists	9	Florida A&M (11/26/07)	6	Seton Hall (1/18/09)
TO	6	St. John's (1/13/07)	6	St. John's (1/13/07)
Blocks	3	Seton Hall (2/14/07)	3	Seton Hall (2/14/07)
Steals	9	St. John's (1/8/08)	9	St. John's (1/8/08)
Minutes	41	Rutgers (2/3/07)	41	Rutgers (2/3/07)



Before UConn: Averaged 26 points, eight rebounds and six assists as a senior for Proctor Academy in Andover, N.H. in 2005-06…Attended Churchill HS in Potomac, Md. and averaged 20.5 points as a sophomore in 2002-03… Repeated his sophomore year at Proctor Academy in 2003-04 and spent two months abroad his junior year in Spain in 2004-05… Also a member of the football and baseball teams at Proctor… Played for the U.S. team in the Capital Classic in April of 2006 at the MCI Center in Washington, D.C.

Personal Information: Jerome Clifton Dyson… Born on May 1, 1987 in Rockville, Md.… Son of Clif Dyson and Julie Harriday… Has two brothers, Kenny and Anthony, and one sister, Shaihad.



GAVIN EDWARDS

Senior • Forward • 6-10 • 234 • Gilbert, Ariz.

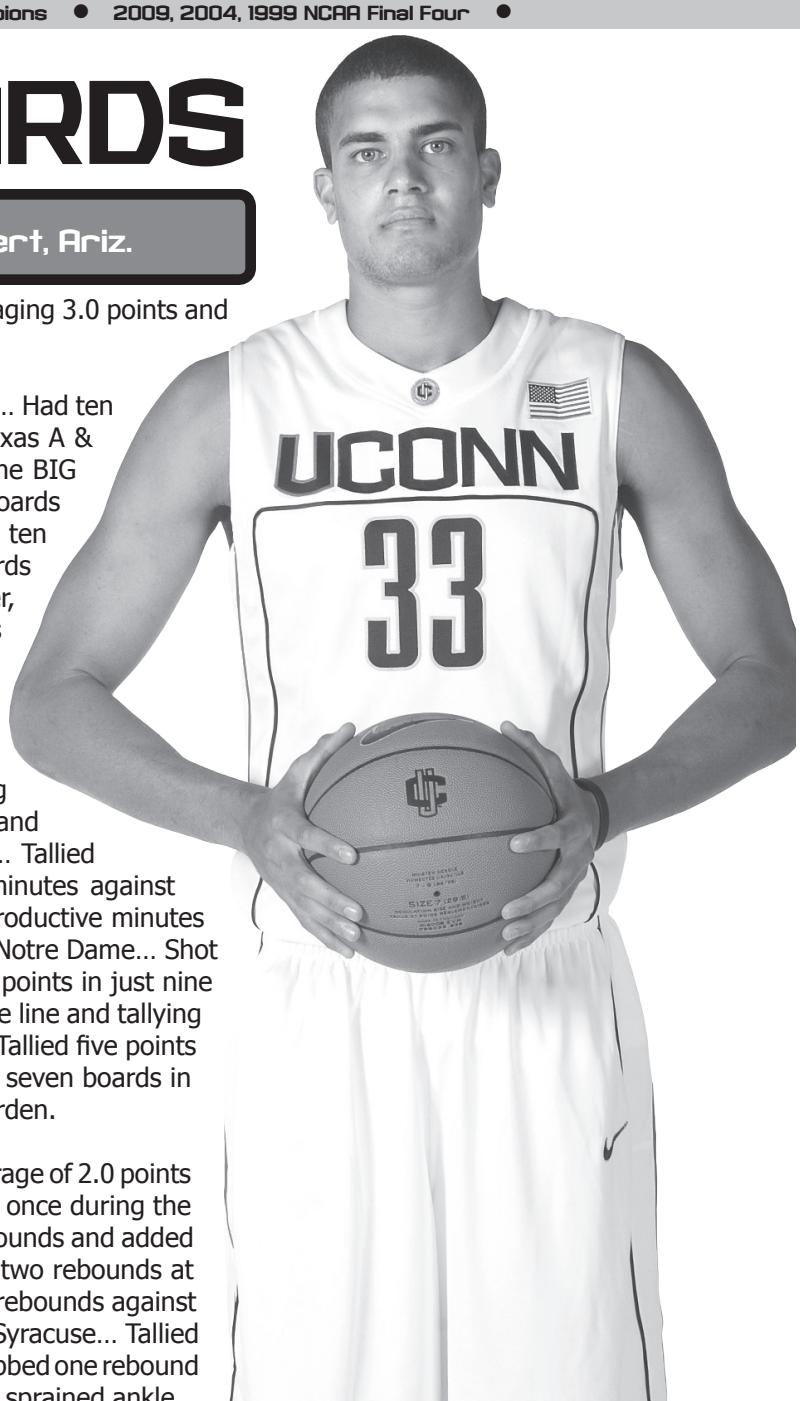

At Connecticut: Has seen action in 89 games in his career, averaging 3.0 points and 2.2 rebounds per game.

As a Junior in 2008-09: Averaged 3.8 points and 3.0 rebounds… Had ten points and six rebounds in the NCAA Second Round win over Texas A & M… Had ten rebounds and a career-best five blocked shots in the BIG EAST quarterfinal loss to Syracuse… Had eight points and nine boards in the rout of Providence… Had eight points and three boards in ten minutes of action at Notre Dame… Had ten points and four boards in the win over Rutgers… Had the best overall game of his career, recording his first career double-double with 14 points, 12 boards and adding three blocks in the win over Gonzaga… Had a career-best 17 points in 16 minutes of action in the win over Delaware State, shooting seven-of-nine from the field.

As a Sophomore in 2007-08: Appeared in 31 games, averaging 2.9 points and 1.6 rebounds… Had nine points in nine minutes and added four rebounds against Cincinnati in regular season finale… Tallied seven points, three boards, two blocks and two steals in 16 minutes against West Virginia… Had eight points and one pivotal block in eight productive minutes vs. Notre Dame… Tallied seven points and five rebounds against Notre Dame… Shot 100 percent from the field and line vs. Seton Hall, scoring seven points in just nine minutes… Scored 10 points in nine minutes, going 4-for-4 from the line and tallying six rebounds… Had six points and three blocks vs. Florida A&M… Tallied five points and two steals in win over Gardner-Webb… Had eight points and seven boards in 17 minutes in the win over Gardner-Webb at Madison Square Garden.

As a Freshman in 2006-07: Saw action in 22 games with an average of 2.0 points and 1.9 rebounds in 6.7 minutes per game… Led team in scoring once during the season, putting up 16 points against Albany… Grabbed seven rebounds and added three points against Syracuse in the BIG EAST Tourney… Posted two rebounds at Syracuse… Had four rebounds against Seton Hall… Grabbed two rebounds against Georgia Tech… Had two points, rebounds and blocks in win over Syracuse… Tallied two points and four rebounds in overtime win against Rutgers… Grabbed one rebound against Marquette… Missed the game against Coppin State with a sprained ankle… Scored seven points in win over St. Mary's (Calif.)… Had two points and grabbed one board in seven minutes against Northeastern… Tallied five rebounds, three points and two steals in win over Texas Southern… Scored four points and picked up three

GAVIN EDWARDS CAREER STATISTICS

OVERALL			Total		3-Point			Rebs								
Year	GP-GS	Min/Avg	FG-FGA	Pct	FG-FGA	Pct	FT-FTA	Pct	Off-Def	Tot	Avg	PF-FO	Ast	TO	Blk	Stl	Pts/Avg
2006-07	22-0	147/6.7	17-30	.567	0-0	.000	10-23	.435	15-26	41	1.9	19-0	2	8	13	5	44/2.0
2007-08	31-0	244/7.9	33-60	.550	0-0	.000	23-30	.767	24-27	51	1.6	39-1	7	17	12	10	89/2.9
2008-09	36-0	422/11.7	51-80	.638	0-0	.000	35-47	.745	45-62	107	3.0	60-1	12	23	27	13	137/3.8
TOTAL	89-0	813/9.1	101-170	.594	0-0	.000	68-100	.680	84-115	199	2.2	118-2	21	48	52	28	270/3.0

BIG EAST			Total		3-Point			Rebs								
Year	GP-GS	Min/Avg	FG-FGA	Pct	FG-FGA	Pct	FT-FTA	Pct	Off-Def	Tot	Avg	PF-FO	Ast	TO	Blk	Stl	Pts/Avg
2006-07	10-0	44/4.4	2-6	.333	0-0	.000	2-7	.286	6-8	14	1.4	6-0	1	6	5	0	6/0.6
2007-08	16-0	122/7.6	15-32	.469	0-0	.000	13-17	.765	13-10	23	1.4	20-0	4	7	7	3	43/2.7
2008-09	18-0	174/9.7	21-35	.600	0-0	.000	13-17	.765	17-24	41	2.3	25-0	1	10	10	5	55/3.1
TOTAL	44-0	340/7.7	38-73	.521	0-0	.000	28-41	.683	36-42	78	1.8	51-0	6	23	22	8	104/2.4

boards and two blocks in win over Sacred Heart… Had breakout game against Albany, scoring 16 points off 6-of-6 shooting from the field, in addition to five boards and two blocks.

Before UConn: As a senior in 2005-06, he led Mesquite High School to a 20-6 record… He averaged 17.5 points, 8.5 rebounds, and 3.3 blocks per game… He broke Mesquite's career block record in his senior season by compiling more than 100 blocked shots… Was the Co-Region Player of the Year in the Fiesta Region… He was an honorable mention All-State performer.

Personal Information: Gavin Earl Edwards… Born January 15, 1988 in Phoenix, Ariz.… Son of Earl and Janice Edwards… Has one brother, Damien… His father Earl played 11 seasons in the National Football League for San Francisco, Buffalo, Cleveland and Green Bay between 1969 and 1979.





GAVIN EDWARDS CAREER BEST PERFORMANCES

	Career-- All Games		Career-- BIG EAST Regular Season Games	
Points	17	Delaware State (12/1/08)	10	Rutgers (1/3/09)
FG Made	7	Delaware State (12/1/08)	4	Four Times
FG Atts.	9	Delaware State (12/1/08)	7	Cincinnati (3/9/08)
3-Pt. FG	--		--	
3-Pt. FGA	--		--	
FT	6	Two Times	3	Three Times
FT Att.	9	Gonzaga (12/20/08)	4	Two Times
Off. Reb.	7	Gonzaga (12/20/08)	5	Providence (1/31/09)
Def. Reb.	8	Syracuse (3/12/09)	4	Two Times
Total Reb.	12	Gonzaga (12/20/08)	9	Providence (1/31/09)
Assists	2	Syracuse (3/12/09)	1	Four Times
TO	3	Syracuse (3/12/09)	2	Four Times
Blocks	5	Syracuse (3/12/09)	2	Four Times
Steals	2	Seven Times	2	Two Times
Minutes	30	Gonzaga (12/20/08)	24	Rutgers (1/3/09)

• 2004, 1999 NCAA National Champions • 2009, 2004, 1999 NCAA Final Four •

JONATHAN MANDELDOVE

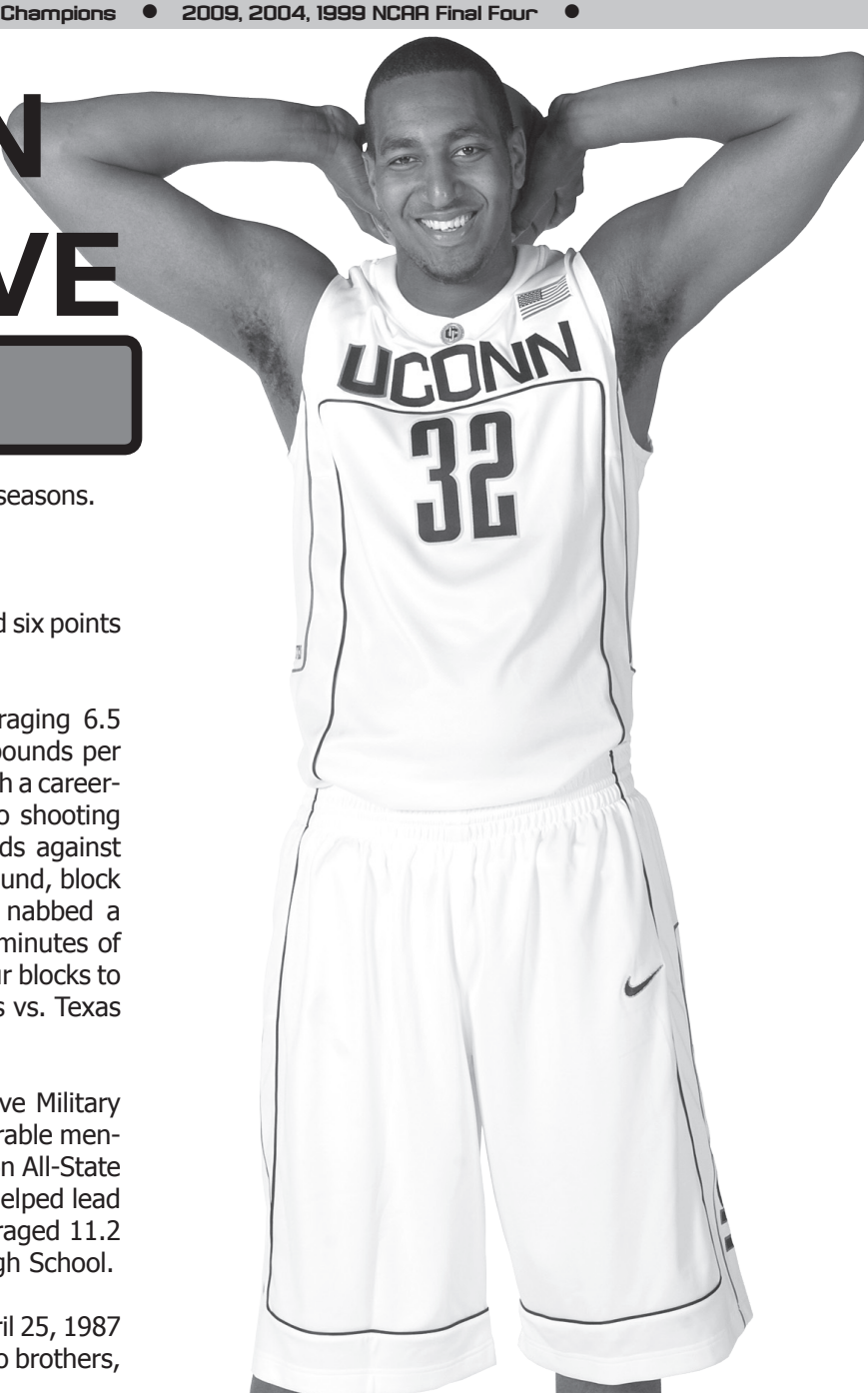

Senior • Center
7-0 • 240 • Stone Mountain, Ga.

At Connecticut: Has seen action in 46 games over three seasons.

As a Junior in 2008-09: Appeared in seven games.

As a Sophomore in 2007-08: Played in 22 games… Scored six points and grabbed 16 rebounds on the season.

As a Freshman in 2006-07: Played in 17 games, averaging 6.5 minutes per contest with 17 blocks and 0.9 points and rebounds per game… Led team in blocks on three occasions, coming up with a career-high five vs. Coppin State… Had four points off two-of-two shooting vs. Providence… Scored four points and tallied three boards against Pittsburgh… Played a season-high 15 minutes with one rebound, block and steal against South Florida… Posted five blocks and nabbed a rebound in seven minutes against Coppin State… Saw 13 minutes of action against St. Mary's (CA), putting up a team-leading four blocks to go with two points and rebounds… Saw first career minutes vs. Texas Southern, scoring two points and grabbing two rebounds.

Before UConn: As a post-graduate in 2005-06 at Hargrave Military Academy, he was an All-County Selection… He was an honorable mention McDonald's All-American… He was an honorable mention All-State performer… Voted Tip-Off team athlete of the month… He helped lead his team to a 28-2 record… As a senior in 2004-05, he averaged 11.2 points, 10.8 rebounds, and five blocks a game at Shiloh High School.

Personal Information: Jonathan J. Mandeldove… Born April 25, 1987 in Chicago, Ill.… Son of Andre and Lisa Mandeldove… Has two brothers, Dionte and Andre, and one sister Marissa.

JONATHAN MANDELDOVE CAREER STATISTICS

		OVERALL			Total			3-Point				Rebs					
Year	GP-GS	Min/Avg	FG-FGA	Pct	FG-FGA	Pct	FT-FTA	Pct	Off-Def	Tot	Avg	PF-FO	Ast	TO	Blk	Stl	Pts/Avg
2006-07	17-0	111/6.5	7-12	.583	0-0	.000	1-2	.500	7-9	16	0.9	25-1	2	8	17	2	15/0.9
2007-08	22-0	76/3.5	1-5	.200	0-0	.000	4-9	.444	4-12	16	0.7	18-0	0	4	10	0	6/0.3
2008-09	7-0	16/2.3	0-2	.000	0-0	.000	0-0	.000	0-2	2	0.3	3-0	0	2	0	0	0/0.0
TOTAL	46-0	203/4.4	8-19	.421	0-0	.000	5-11	.455	11-23	34	0.7	46-1	2	14	27	2	21/0.5

		BIG EAST			Total			3-Point				Rebs					
Year	GP-GS	Min/Avg	FG-FGA	Pct	FG-FGA	Pct	FT-FTA	Pct	Off-Def	Tot	Avg	PF-FO	Ast	TO	Blk	Stl	Pts/Avg
2006-07	11-0	72/6.5	4-6	.667	0-0	.000	1-2	.500	4-5	9	0.8	13-1	0	7	6	2	9/0.8
2007-08	12-0	46/3.8	1-4	.250	0-0	.000	4-7	.571	4-9	13	1.1	9-0	0	0	5	0	6/0.5
2008-09	2-0	7/3.5	0-1	.000	0-0	.000	0-0	.000	0-1	1	0.5	2-0	0	0	0	0	0/0.0
TOTAL	25-0	125/5.0	5-11	.455	0-0	.000	5-9	.556	8-15	23	0.9	24-1	0	7	11	2	15/0.6

● Ten BIG EAST Regular Season Championships ● Six BIG EAST Tournament Championships ●

JON MANDELDOVE CAREER BEST PERFORMANCES

	Career-- All Games		Career-- BIG EAST Regular Season Games	
Points	4	Pittsburgh (1/16/07)	4	Pittsburgh (1/16/07)
FG Made	2	Pittsburgh (1/16/07)	2	Pittsburgh (1/16/07)
FG Atts.	3	Pittsburgh (1/16/07)	3	Pittsburgh (1/16/07)
3-Pt. FG	--		--	
3-Pt. FGA	--		--	
FT	2	Georgetown (1/12/08)	2	Georgetown (1/12/08)
FT Att.	2	Four Times	2	Three Times
Off. Reb.	2	Louisiana State (1/6/07)	1	Five Times
Def. Reb.	2	Four Times	2	Three Times
Total Reb.	3	Two Times	3	Two Times
Assists	1	Two Times	--	
TO	2	Two Times	2	Two Times
Blocks	5	Coppin State (12/27/06)	4	Rutgers (2/26/08)
Steals	1	Two Times	1	Two Times
Minutes	15	Two Times	15	Two Times





• 2004, 1999 NCAA National Champions • 2009, 2004, 1999 NCAA Final Four •

STANLEY ROBINSON

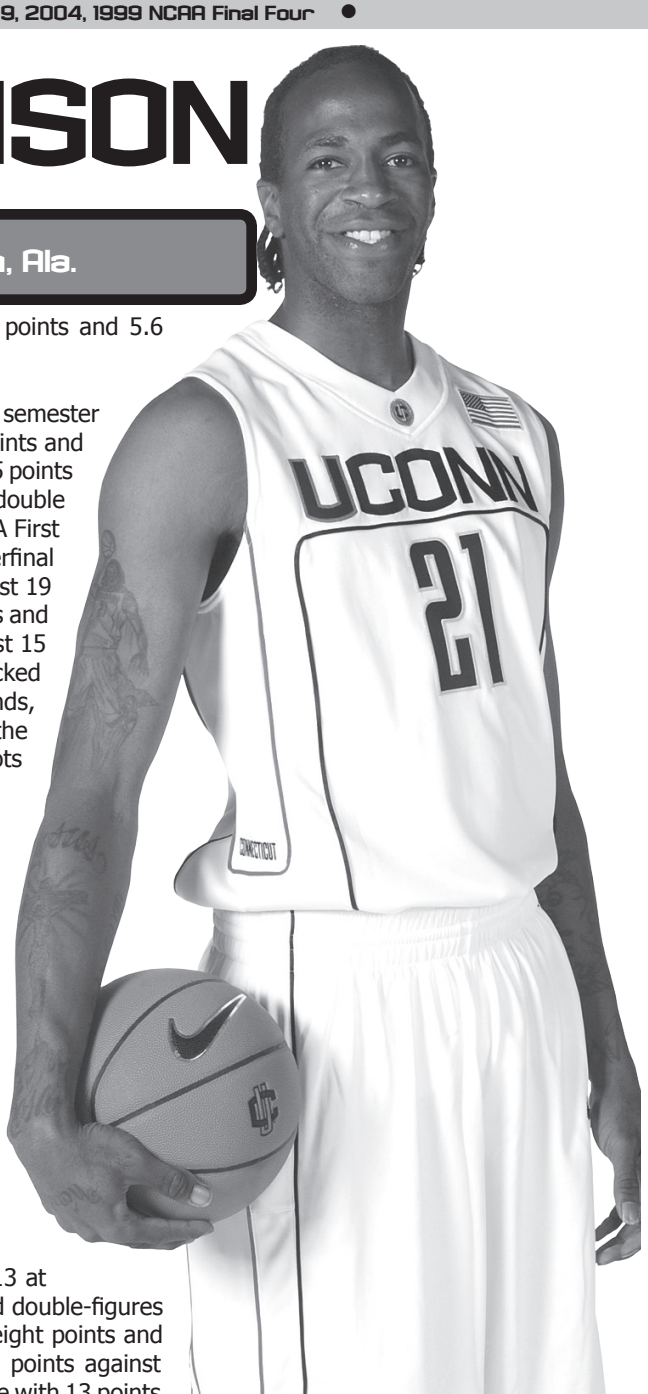

Senior • Forward • 6-9 • 210 • Birmingham, Ala.

At Connecticut: Has played in 92 career games, making 69 starts… Averages 8.0 points and 5.6 rebounds per contest in his three seasons at Connecticut.

As a Junior in 2008-09: Re-joined the squad on December 14 after missing the first semester on a personal leave of absence… Played in 28 games, starting 24, and averaged 8.5 points and 5.9 rebounds… Averaged 14.8 points and 8.4 rebounds in the NCAA Tournament… Had 15 points and 13 rebounds in NCAA Final Four contest vs. Michigan State… Notched a double-double with ten points and 11 boards in the Sweet 16 win over Purdue… Had 24 points in NCAA First Round win over Chattanooga… Had 28 points and 14 rebounds in the BIG EAST quarterfinal loss to Syracuse… Had six points and 12 rebounds in the loss at Pitt… Had a season-best 19 points and added ten rebounds in the win at Marquette… Had eight points, ten rebounds and three blocks against Pitt… Had 18 points in the win over Providence… Had a career-best 15 rebounds in the win at West Virginia, adding seven points, four assists and three blocked shots… Made his first start of the season against Rutgers and had 11 points, seven rebounds, four assists and three blocked shots in 24 minutes of action… Played his first game of the year vs. Stony Brook, scoring seven points, grabbing five rebounds and blocking two shots in 16 minutes of action.

As a Sophomore in 2007-08: The only Husky to tally over 30 points in 2007-08 (32 vs. Maine)… Led the team in scoring four times with 18 double-figure scoring efforts and five double-doubles… Saw action in all 33 games, starting 32… Averaged 10.4 points and 6.5 rebounds per game… Led UConn with 18 points, including nine off three-pointers, in regular season finale vs. Cincinnati… Scored team-leading 16 points to go with eight assists against Providence… Earned fifth double-double against Rutgers, tallying 18 points and 13 rebounds… Posted 15 points, nine rebounds and three assists against Villanova… Had 16 points and 10 rebounds in win over Louisville… Posted a double-double with 11 points and 11 rebounds against Indiana… Scored a personal BIG EAST career best 15 points against St. John's… Named to BIG EAST weekly honor roll (Dec. 23) after posting a career-best performance against Maine with 32 points off 13-of-18 shooting from the field… Had 15 points on 6-of-10 shooting against Quinnipiac... Had team-leading 16 points against Florida A&M… Posted career highs in rebounds (13) and blocks (six) against Buffalo.

As a Freshman in 2006-07: Appeared in all 31 games for the Huskies, starting in 13 at forward… Averaged 5.1 points and 4.4 rebounds in 17.2 minutes per contest… Reached double-figures three times, leading the team for the first time against Indiana with 21 points… Had eight points and two assists against Georgia Tech… Tallied a team-leading 13 boards to go with nine points against Providence… Had 21 points and nine boards vs. Hoosiers… Had first career double-double with 13 points and 12 boards in win over St. John's.

STANLEY ROBINSON CAREER STATISTICS

OVERALL			Total		3-Point				Rebs								
Year	GP-GS	Min/Avg	FG-FGA	Pct	FG-FGA	Pct	FT-FTA	Pct	Off-Def	Tot	Avg	PF-FO	Ast	TO	Blk	Stl	Pts/Avg
2006-07	31-13	534/17.2	52-139	.374	16-42	.381	37-56	.661	45-91	136	4.4	39-0	25	42	17	9	157/5.1
2007-08	33-32	915/27.7	136-289	.471	28-67	.418	43-64	.672	72-142	214	6.5	73-2	39	47	42	18	343/10.4
2008-09	28-24	696/24.9	97-192	.505	3-23	.130	40-63	.635	57-109	166	5.9	39-1	33	44	30	17	237/8.5
TOTAL	92-69	2145/23.3	285-620	.460	47-132	.356	120-183	.656	174-342	516	5.6	151-3	97	133	89	44	737/8.0

BIG EAST			Total		3-Point				Rebs								
Year	GP-GS	Min/Avg	FG-FGA	Pct	FG-FGA	Pct	FT-FTA	Pct	Off-Def	Tot	Avg	PF-FO	Ast	TO	Blk	Stl	Pts/Avg
2006-07	16-11	294/18.4	20-70	.286	10-30	.333	13-25	.520	19-45	64	4.0	22-0	12	21	5	5	63/3.9
2007-08	18-18	516/28.7	70-151	.464	16-39	.410	25-33	.758	41-79	120	6.7	31-1	26	21	19	5	181/10.1
2008-09	18-17	415/23.1	45-104	.433	1-15	.067	19-32	.594	34-65	99	5.5	25-0	22	29	18	10	110/6.1
TOTAL	52-46	1225/23.6	135-325	.415	27-84	.321	57-90	.633	94-189	283	5.4	78-1	60	71	42	20	354/6.8

Before UConn: Averaged 8.3 points and 5.3 rebounds as a member of the United States Men's U18 National Team that won the gold medal in the 2006 FIBA Americas U18 Championship for Men from June 28-July 2 in San Antonio… Member of the 2005 USA Basketball Youth Development Festival Red Team that finished 3-2 and won the bronze medal… As a senior, he helped lead Huffman High School (Ala.) in 2005-06 to a 29-7 record and state Class 6A runner-up finish… He averaged 16.8 points and was named Mr. Basketball in Birmingham… Started all 136 games played, compiling 2,044 points, 944 rebounds, over 500 assists, 250 steals and 300 blocked shots… He shot 60 percent from the field, 32 percent from 3-point range and 82 percent from the line during his prep career… As a junior in 2004-05, averaged 19.9 ppg., 9.3 rpg., 6.1 apg. and 3.0 bpg.… Led team to a 27-7 record and the Alabama Class 6A State Tournament Final Four… As a sophomore in 2003-04, averaged 16.5 ppg., 10.0 rpg., 5.2 apg. and 2.4 bpg.… Helped lead team to a 22-10 record and state tournament regionals… Attended Woodlawn High School (Ala.) as a freshman and aided his squad to a 17-17 record and the regional finals… He averaged 13.5 ppg., 8.0 rpg., 3.0 apg. and 3.0 bpg.… Named as a junior in 2005-06 Parade Magazine second team, EA Sports All-America second team, ASWA Mr. Basketball, ASWA Class 6A Player of the Year, ASWA Super Five, ASWA All-State Class 6A first team… Was a finalist for the 2005 Alabama Mr. Basketball and Alabama Class 6A Player of the Year… Named 2005 All-State first team and All-Metro… Earned MVP honors at the 2005 area and regional tournaments.



Personal Information: Stanley Robinson… Born on July 14, 1988, in Birmingham, Ala.… Son of Rosa Robinson, has two sisters, Erika and April.



STANLEY ROBINSON CAREER BEST PERFORMANCES

	Career-- All Games		Career-- BIG EAST Regular Season Games	
Points	32	Maine (12/22/07)	19	Marquette (2/25/09)
FG Made	13	Maine (12/22/07)	8	Rutgers (2/26/08)
FG Atts.	19	Syracuse (3/12/09)	14	Marquette (2/25/09)
3-Pt. FG	3	Three Times	3	Two Times
3-Pt. FGA	6	Providence (3/7/08)	6	Providence (3/7/08)
FT	6	Two Times	5	Cincinnati (3/9/08)
FT Att.	10	Syracuse (3/12/09)	6	Two Times
Off. Reb.	7	Syracuse (3/12/09)	6	Two Times
Def. Reb.	11	St. John's (1/13/07)	11	St. John's (1/13/07)
Total Reb.	15	West Virginia (1/6/09)	15	West Virginia (1/6/09)
Assists	4	Three Times	4	Three Times
TO	5	Three Times	5	Providence (1/17/08)
Blocks	6	Buffalo (11/8/07)	3	Six Times
Steals	3	Syracuse (3/12/09)	2	Providence (1/31/09)
Minutes	48	Syracuse (3/12/09)	40	West Virginia (1/6/09)

DONNELL BEVERLY

Junior • Guard
6-4 • 190 • Hawthorne, Calif.



At Connecticut: Has appeared in 38 games in two seasons.

As a Sophomore in 2008-09: Appeared in 20 games… Had seven points and five assists in the NCAA First Round win over Chattanooga… Had a career-best nine points in the win over Hartford.

As a Freshman in 2007-08: Appeared in 18 games… Had two points and three defensive boards against Cincinnati… Had three points in 16 minutes against Indiana… Hit two free throws and had two assists vs. Maine… Had three points and two boards vs. Florida A&M… Tallied first career points on a three-pointer against Gardner-Webb in Hartford.

Before UConn: As a senior, averaged 19.0 points, 8.0 rebounds, and 7.0 assists per game… He captained his senior squad at Leuzinger High School (Lawndale, Calif.) earning team MVP honors… Most Outstanding Player of the Bay League in California… Named to the All-California Interscholastic Federation-SS Division 1-A Team.

Personal Information: Donnell Roosevelt Beverly, Jr.… Born on September 7, 1989 in Hawthorne, Ca.… Son of Donnell Beverly, Sr. and Leisa Toliver… Has one sister, Latesha.

DONNELL BEVERLY CAREER STATISTICS

OVERALL			Total		3-Point			Rebs								
Year	GP-GS	Min/Avg	FG-FGA	Pct	FG-FGA	Pct	FT-FTA	Pct	Off-Def	Tot	Avg	PF-FO	Ast	TO	Blk	Stl	Pts/Avg
2007-08	18-0	92/5.1	5-13	.385	2-2	1.000	2-2	1.000	5-9	14	0.8	3-0	11	11	1	3	14/0.8
2008-09	20-0	80/4.0	8-14	.571	2-5	.400	5-6	.833	4-9	13	0.7	6-0	12	2	0	4	23/1.2
TOTAL	38-0	172/4.5	13-27	.481	4-7	.571	7-8	.875	9-18	27	0.7	9-0	23	13	1	7	37/1.0

BIG EAST			Total		3-Point			Rebs								
Year	GP-GS	Min/Avg	FG-FGA	Pct	FG-FGA	Pct	FT-FTA	Pct	Off-Def	Tot	Avg	PF-FO	Ast	TO	Blk	Stl	Pts/Avg
2007-08	8-0	32/4.0	2-3	.667	0-0	.000	0-0	.000	0-5	5	0.6	2-0	3	3	1	1	4/0.5
2008-09	5-0	11/2.2	0-0	.000	0-0	.000	0-0	.000	1-2	3	0.6	2-0	0	2	0	0	0/0.0
TOTAL	13-0	43/3.3	2-3	.667	0-0	.000	0-0	.000	1-7	8	0.6	4-0	3	5	1	1	4/0.3

● Ten BIG EAST Regular Season Championships ● Six BIG EAST Tournament Championships ●





DONNELL BEVERLY CAREER BEST PERFORMANCES

	Career-- All Games		Career-- BIG EAST Regular Season Games	
Points	9	Hartford (11/17/08)	2	Two Times
FG Made	3	Chattanooga (3/19/09)	1	Two Times
FG Atts.	5	Indiana (1/26/08)	1	Three Times
3-Pt. FG	1	Four Times		
3-Pt. FGA	2	Two Times		
FT	4	Hartford (11/17/08)		
FT Att.	4	Hartford (11/17/08)		
Off. Reb.	2	Two Times	1	DePaul (1/28/09)
Def. Reb.	3	Cincinnati (3/9/08)	3	Cincinnati (3/9/08)
Total Reb.	4	Hartford (11/17/08)	3	Cincinnati (3/9/08)
Assists	5	Chattanooga (3/19/09)	1	Three Times
TO	2	Three Times	1	Four Times
Blocks	1	Cincinnati (3/9/08)	1	Cincinnati (3/9/08)
Steals	2	Hartford (11/17/08)	1	Pittsburgh (2/2/08)
Minutes	18	Hartford (11/17/08)	9	Cincinnati (3/9/08)

KEMBA WALKER



Sophomore • Guard • 6-1 • 172 • Bronx, N.Y.

As a Freshman in 2008-09: Named to the BIG EAST All-Rookie Team… Averaged 8.9 points per game… Scored a game-high 23 points in the Final Eight win over Missouri and was named to the West Regional All-Tournament team… Reached the 20-point mark four times and notched double figures in 11 games… Had ten points in the NCAA First Round win over Chattanooga… Had eight points and 11 rebounds in the BIG EAST quarterfinal loss to Syracuse…Had 13 points against Pitt… Had 21 points in the win at St. John's… Had ten points and eight rebounds in the win at West Virginia… Had 14 points in the BIG EAST opener vs. Georgetown… Named to the All-Tournament team at the Paradise Jam… Scored 23 points in the win over La Salle… Started the win over Hartford and registered 21 points and five rebounds.

Before UConn: Was a standout for the Rice High School basketball team in New York, averaging 18.2 points, 6.4 rebounds, 5.3 assists, and 3.3 steals per game… 2008 McDonald's High School All-American… Named to 2008 U18 USA Team and was the FIBA Americas Tournament MVP after averaging 13.4 points, 5 assists, and 4.6 rebounds.

Personal Information: Kemba Hudley Walker… Born May 8, 1990 in Bronx, NY.… Son of Paul and Andrea Walker… Has three siblings, Sharifa Nesbitt, Akil Nesbitt, and Keya Edwards.

KEMBA WALKER CAREER STATISTICS

OVERALL			Total		3-Point				Rebs							
Year	GP-GS	Min/Avg	FG-FGA	Pct	FG-FGA	Pct	FT-FTA	Pct	Off-Def	Tot	Avg	PF-FO	Ast	TO	Blk	Stl	Pts/Avg
2008-09	36-2	907/25.2	110-234	.470	13-48	.271	88-123	.715	31-94	125	3.5	56-1	104	66	6	38	321/8.9
TOTAL	36-2	907/25.2	110-234	.470	13-48	.271	88-123	.715	31-94	125	3.5	56-1	104	66	6	38	321/8.9

BIG EAST			Total		3-Point				Rebs							
Year	GP-GS	Min/Avg	FG-FGA	Pct	FG-FGA	Pct	FT-FTA	Pct	Off-Def	Tot	Avg	PF-FO	Ast	TO	Blk	Stl	Pts/Avg
2008-09	18-0	433/24.1	58-124	.468	6-21	.286	31-48	.646	18-43	61	3.4	28-1	45	25	4	16	153/8.5
TOTAL	18-0	433/24.1	58-124	.468	6-21	.286	31-48	.646	18-43	61	3.4	28-1	45	25	4	16	153/8.5

● Ten BIG EAST Regular Season Championships ● Six BIG EAST Tournament Championships ●





KEMBA WALKER CAREER BEST PERFORMANCES

		Career-- All Games		Career-- BIG EAST Regular Season Games	
Points	23	Two Times	21	St. John's (1/15/09)
FG Made	8	St. John's (1/15/09)	8	St. John's (1/15/09)
FG Atts.	18	Syracuse (3/12/09)	12	St. John's (1/15/09)
3-Pt. FG	2	Hartford (11/17/08)	1	Five Times
3-Pt. FGA	7	Syracuse (3/12/09)	2	Three Times
FT	9	Two Times	5	West Virginia (1/6/09)
FT Att.	10	Two Times	8	West Virginia (1/6/09)
Off. Reb.	4	Syracuse (3/12/09)	3	Syracuse (2/11/09)
Def. Reb.	8	Wisconsin (11/24/08)	6	Two Times
Total Reb.	11	Syracuse (3/12/09)	8	West Virginia (1/6/09)
Assists	6	Notre Dame (2/28/09)	6	Notre Dame (2/28/09)
TO	7	Wisconsin (11/24/08)	4	Georgetown (12/29/08)
Blocks	1	Six Times	1	Four Times
Steals	4	Wisconsin (11/24/08)	2	Four Times
Minutes	53	Syracuse (3/12/09)	32	Seton Hall (2/14/09)

JAMAL COOMBS-McDANIEL

Freshman • Forward
6-7 • 210 • Dorchester, Mass.



Before UConn: Aided the Tilton School (N.H.) to the 2009 NEPSAC Class B Championships and 2009 National Prep School Title… Finished the 2009 season with a 29-2 record at Titlton… Team MVP… Prep National Player of the Year… Co-Captain of the squad along with Alex Oriakhi.

Personal Information: Jamal A. Coombs-McDaniel… Born on December 11, 1989… Son of Pernell McDaniel and Sonya Coombs… Has one brother, Jared and two sisters Amanda and Kayla.



ATER MAJOK

Freshman • Forward • 6-11 • 233 • Sydney, Australia



At Connecticut: Joined the Husky roster in January and was eligible to practice with the squad for the remainder of the season, but was not able to play in games… Was permitted to sit on the bench during home games in street clothes, but could not travel with the team… He will be eligible for action at the conclusion of the Fall semester in 2009 and have freshman eligibility.

Before UConn: Member of the Team Australia at adidas Nations Camp… participated in the 2008 adidas Derby Classic… Was the 2006 MVP at the Next Level Supershowcase… Averaged 28 points, 11 rebounds, seven blocks and four assists per game at American International… Earned New South Wales All-State honors… Captain of the American International School Varsity Team… Defensive Player of the Year… Top-5 State Player and MVP… All-State Selection in volleyball (2006) and soccer (2007).

Personal Information: Ater James Majok… Born on July 4, 1987… Son of James Majok and Amer Jacob… Has three brothers, Kashual, Orokey and Jacob and three sisters, Agum and Awod… Earned a spot on the Cadet Honor Roll… Member of the American International Debate Team… Pronounced Ah-TARE Mah-jook.

CHARLES OKWANDU

Junior • Center • 7-0 • 255 • Lagos, Nigeria



As a Sophomore in 2008-09: Appeared in ten games off the bench… Declared academically ineligible for the remainder of the season on January 31.

Before UConn: Graduated from King's High School in Nigeria in 2004… Attended Harcum Junior College in Pennsylvania from 2007-08, playing half a season for the school's basketball team.

Personal Information: Charles C. Okwandu… Born October 24, 1986… Son of Basil and Angela Okwandu… Has four brothers: Victor, Godwin, Paul and Stanley.

CHARLES OKWANDU CAREER BEST PERFORMANCES

	Career-- All Games		Career-- BIG EAST Regular Season Games	
Points	2	Hartford (11/17/08)		
FG Made	1	Hartford (11/17/08)		
FG Atts.	1	Three Times		
3-Pt. FG				
3-Pt. FGA				
FT	1	Bryant (11/29/08)		
FT Att.	2	Bryant (11/29/08)		
Off. Reb.	3	Bryant (11/29/08)		
Def. Reb.	4	Hartford (11/17/08)		
Total Reb.	4	Two Times		
Assists	2	Delaware State (12/1/08)		
TO	3	Stony Brook (12/15/08)	1	Rutgers (1/3/09)
Blocks	1	Three Times		
Steals	1	Hartford (11/17/08)		
Minutes	9	Hartford (11/17/08)	3	Rutgers (1/3/09)

CHARLES OKWANDU CAREER STATISTICS

OVERALL			Total		3-Point				Rebs								
Year	GP-GS	Min/Avg	FG-FGA	Pct	FG-FGA	Pct	FT-FTA	Pct	Off-Def	Tot	Avg	PF-FO	Ast	TO	Blk	Stl	Pts/Avg
2008-09	10-0	45/4.5	1-4	.250	0-0	.000	1-2	.500	4-7	11	1.1	10-0	2	6	3	1	3/0.3
TOTAL	10-0	45/4.5	1-4	.250	0-0	.000	1-2	.500	4-7	11	1.1	10-0	2	6	3	1	3/0.3

BIG EAST			Total		3-Point				Rebs								
Year	GP-GS	Min/Avg	FG-FGA	Pct	FG-FGA	Pct	FT-FTA	Pct	Off-Def	Tot	Avg	PF-FO	Ast	TO	Blk	Stl	Pts/Avg
2008-09	1-0	3/3.0	0-0	.000	0-0	.000	0-0	.000	0-0	0	0.0	1-0	0	1	0	0	0/0.0
TOTAL	1-0	3/3.0	0-0	.000	0-0	.000	0-0	.000	0-0	0	0.0	1-0	0	1	0	0	0/0.0

● Ten BIG EAST Regular Season Championships ● Six BIG EAST Tournament Championships ●



ALEX ORIAKHI

Freshman ● Forward/Center
6-9 ● 240 ● Lowell, Mass.

Before UConn: The 2009 Gatorade Player of the Year in New Hampshire… Was a McDonald's All-American… Was a 2009 Jordan Brand All-American… Co-captained the Tilton School (N.H.) team with Jamal Coombs-McDaniel… Was on the BABC AAU team under head coach Leo Papile.

Personal Information: Alex Oriakhi… Born on June 21, 1990… Son of Alex and Angela Oriakhi… Has two sisters, Amy and Alexis.

DARIUS SMITH

Freshman • Guard • 6-1 • 168 • Chicago, Ill.



Before UConn: Averaged 23.0 ppg, 7.0 rpg, 6.0 rpg and 7.0 spg as a senior… Led John Marshall to the 2007-08 City and State Championships… Three-time All-City and All-State co-captain (2007-08; 2008-09)… Was the All-City and All-State co-captain in 2006-07.

Personal Information: Darius Vincent Smith… Born on September 23, 1989… Son of Sharon Smith… Has one brother, Dontrell and three sisters, Fabrian, Stacia and Marquisa.



JAMAAL TRICE

Freshman ● Guard
6-5 ● 220 ● Los Angeles, Calif.

Before UConn: Graduated from Mater Dei High… Attended a post-graduate year at Mt. Zion… Averaged 8.2 points and 3.2 rebounds in final season at Mater Dei… Led Mater Dei to back-to-back CIF and Southern California Championships… Guided high school to 2007 Southern California and California State titles… Played AAU ball under head coach Leo Papile on the BABC squad.

Personal Information: Jamaal Anthony Trice… Born on December 12, 1989… Son of Carl and Lillian Trice… Has two brothers, Davien and Tye and one sister, Crystian.



KYLE BAILEY

Junior • Guard • 6-3 • 170 • Lancaster, N.H.

Before UConn: Was a All-State, Twin State and Class M All-Star... Averaged 12 points, seven assists, six rebounds and three steals at White Mountain... Earned a spot in the starting lineup as a sophomore... Led White Mountain to the final four as a junior... Three-year letterwinner in soccer and baseball... Received All-State Soccer and Twin State soccer Honors... Was a Second-Team All-State Selection in baseball.

Personal Information: Kyle Allen Bailey... Born on February 21, 1989... Son of Fred and Vicky Bailey... Has one sister, Sarah... Valedictorian of White Mountains Regional.











ALEX HORNAT

Senior • Forward
6-5 • 205 • South Windsor, Conn.

Before UConn: Averaged 21 points and 10 rebounds per game as a senior... Was an All-State Honorable Mention... Served as team captain in his final season... Competed in the Connecticut Senior All-Star game... Also played one year of varsity volleyball.

Personal Information: Alex T. Hornat... Born on February 21, 1988... Son of Tom and Katie Hornat... Has one brother, Peter.





2009-10 University of Connecticut
Men's Basketball Yearbook

2008-09 Season In Review




SEC - 215
DAKTRONICS
4:24
UCONN
34
ROBINSON
21
HARRIS
11
TRAVELERS
TRAVELERS
TRAVELERS
TRAVELERS
TRAVELERS





2008-09 Season in Review





The Huskies start off the season ranked No. 2 in the nation and live up to the early billing with a dominating performance at the Paradise Jam in the U.S. Virgin Islands. Hasheem Thabeet is named the MVP of the tournament and is joined on the all-tournament squad by Jerome Dyson and Kemba Walker. The Huskies roll past Wisconsin, Miami and LaSalle to capture the title.



An early season road trip to Buffalo serves as a tough test for UConn and Hasheem Thabeet puts forward a game-changing performance, scoring 21 points and grabbing 18 rebounds to help the Huskies escape with a four-point win.



UConn travels across the country for a top-10 match-up in Seattle against No. 8 Gonzaga. The Huskies battle from behind in the second half to tie the Bulldogs and force overtime on an A.J. Price three-pointer in the final seconds. Price finishes with 24 points and ten assists, while Gavin Edwards notches a double-double in the best game of his career to date.



UConn beats No. 20 Villanova in Hartford, a game which featured one of the plays of the year, as Jerome Dyson finished an electrifying fast break dunk while being fouled. The Huskies moved to 17-1 with the win, 6-1 in the BIG EAST, and were ranked No. 3 nationally.



The Huskies travel to South Bend and come away with an impressive victory at No. 19 Notre Dame that snaps the nation-long 45-game home winning streak. Jeff Adrien scores 12 points and grabs 19 rebounds to key the win.





In back-back wins over DePaul and Providence, Jerome Dyson and A.J. Price crack the career 1,000-point barrier, joining teammate Jeff Adrien in the 1,000-point club.

2008-09 Season in Review



The Huskies move to the No. 1 spot in the national polls for the eighth time in school history and go out on the court and demolish No. 5 Louisville in a nationally-televised ESPN Big Monday contest, 68-51. Jerome Dyson scores 14 points and sets the tone as the Huskies sprint out to a 12-point halftime edge and never look back.

UConn beats No. 23 Syracuse in Storrs, but the story of the night is an injury to Jerome Dyson, which unfortunately, turns out to be of season-ending variety. Dyson suffers a torn meniscus and will miss the remainder of the year.









UConn plays its first game without Dyson and Thabeet puts on a show for the ages, scoring 25 points, grabbing 20 boards and blocking nine shots in a win at Seton Hall. In the two games vs. Seton Hall on the year, Thabeet averages 20 points and 18.5 rebounds.





The Huskies defeat Notre Dame on Senior Day in Storrs. Seniors Jeff Adrien, Craig Austrie, A.J. Price, Johnnie Bird, John Lindner and Jim Veronick take a final bow on the home court. Adrien and Austrie, the two four-year seniors, will finish their careers as part of 102 wins, sixth-best in UConn history.

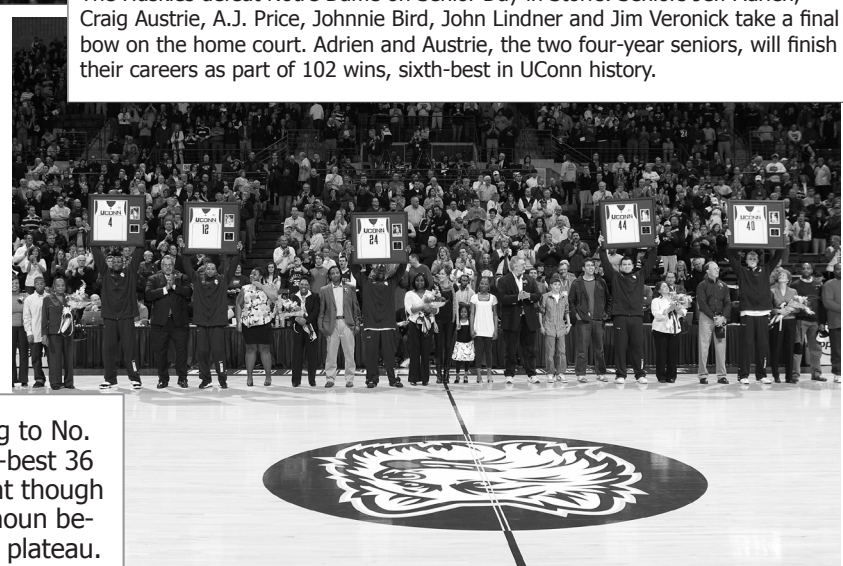

No. 2 UConn hits the road for another top ten match-up, traveling to No. 8 Marquette. A.J. Price is the story on the court, scoring a career-best 36 points in leading the Huskies to victory. The real story of the night though is career victory No. 800 for head coach Jim Calhoun. Coach Calhoun becomes only the seventh coach in NCAA history to hit the 800-win plateau.

2008-09 Season in Review

UConn and Syracuse battle in the BIG EAST Quarterfinals in an epic six-overtime contest, which sees the Orange outlast the Huskies, 127-117. Price scores 33 points and makes the all-tournament team.





The Huskies beat Purdue in Glendale behind 17 points from senior Craig Austrie. Thabeet adds 15 points and 15 rebounds.

UConn advances to the Final Four with a regional championship win over Missouri. Kemba Walker earns all-tournament honors with a game-high 23 points in the win and A.J. Price is named the West Regional Most Outstanding Performer. The Huskies advance to the Final Four for the third time in school history.







UConn earns a No. 1 seed in the NCAA Tournament West Region and opens play with a pair of wins in Philadelphia over Chattanooga and Texas A&M. Adrien, Thabeet and Price lead the way as the Huskies advance to the Sweet 16 for the 12th time since 1990.





UConn falls to Michigan State in the NCAA Final Four in Detroit in front of 72,456. The Huskies finish the season with a record of 31-5 overall.

RECORD:	OVERALL	HOME	AWAY	NEUTRAL
ALL GAMES.....	(31-5)	(14-2)	(9-1)	(8-2)
CONFERENCE.....	(15-3)	(7-2)	(8-1)	(0-0)
NON-CONFERENCE.....	(16-2)	(7-0)	(1-0)	(8-2)

				|-TOTAL-|	|---3-PTS---|			|--REBOUNDS--|																	
##	Player	GP-GS	Min-Avg	FG-FGA	Pct	3FG-FGA	Pct	3FG/G	FT-FTA	Pct	Off	Def	Tot	Avg	PF	FO	A	APG	TO	TOPG	A/TO	Blk	BPG	Stl	SPG	Pts	Avg
12	PRICE, A.J.....	35-35	1112 31.8	170-417	.408	82-204	.402	2.34	93-129	.721	20	102	122	3.5	44	1	164	4.69	94	2.69	1.74	0	0.00	24	0.69	515	14.7
	Conference-Only..	18-18	570 31.7	94-205	.459	45-105	.429	2.50	43-59	.729	6	50	56	3.1	14	0	78	4.33	44	2.44	1.77	0	0.00	8	0.44	276	15.3
04	ADRIEN, Jeff.....	36-36	1245 34.6	190-376	.505	0-1	.000	0.00	111-186	.597	115	243	358	9.9	72	0	60	1.67	65	1.81	0.92	42	1.17	19	0.53	491	13.6
	Conference-Only..	18-18	630 35.0	92-190	.484	0-0	.000	0.00	58-89	.652	55	123	178	9.9	35	0	25	1.39	31	1.72	0.81	18	1.00	12	0.67	242	13.4
34	THABEET, Hasheem...	36-36	1145 31.8	178-278	.640	0-0	.000	0.00	133-212	.627	133	255	388	10.8	90	3	17	0.47	68	1.89	0.25	152	4.22	22	0.61	489	13.6
	Conference-Only..	18-18	595 33.1	87-142	.613	0-0	.000	0.00	53-92	.576	68	121	189	10.5	44	1	8	0.44	34	1.89	0.24	89	4.94	12	0.67	227	12.6
11	DYSON, Jerome.....	24-24	703 29.3	104-255	.408	24-69	.348	1.00	84-116	.724	30	68	98	4.1	43	0	76	3.17	49	2.04	1.55	8	0.33	44	1.83	316	13.2
	Conference-Only..	12-12	336 28.0	39-115	.339	10-31	.323	0.83	39-55	.709	19	26	45	3.8	24	0	32	2.67	26	2.17	1.23	5	0.42	24	2.00	127	10.6
15	WALKER, Kemba.....	36-2	907 25.2	110-234	.470	13-48	.271	0.36	88-123	.715	31	94	125	3.5	56	1	104	2.89	66	1.83	1.58	6	0.17	38	1.06	321	8.9
	Conference-Only..	18-0	433 24.1	58-124	.468	6-21	.286	0.33	31-48	.646	18	43	61	3.4	28	1	45	2.50	25	1.39	1.80	4	0.22	16	0.89	153	8.5
21	ROBINSON, Stanley..	28-24	696 24.9	97-192	.505	3-23	.130	0.11	40-63	.635	57	109	166	5.9	39	1	33	1.18	44	1.57	0.75	30	1.07	17	0.61	237	8.5
	Conference-Only..	18-17	415 23.1	45-104	.433	1-15	.067	0.06	19-32	.594	34	65	99	5.5	25	0	22	1.22	29	1.61	0.76	18	1.00	10	0.56	110	6.1
24	AUSTRIE, Craig.....	36-23	910 25.3	77-217	.355	34-107	.318	0.94	72-89	.809	22	43	65	1.8	37	0	83	2.31	32	0.89	2.59	11	0.31	24	0.67	260	7.2
	Conference-Only..	18-7	400 22.2	33-101	.327	13-44	.295	0.72	23-31	.742	12	21	33	1.8	13	0	35	1.94	13	0.72	2.69	3	0.17	8	0.44	102	5.7
33	EDWARDS, Gavin.....	36-0	422 11.7	51-80	.638	0-0	.000	0.00	35-47	.745	45	62	107	3.0	60	1	12	0.33	23	0.64	0.52	27	0.75	13	0.36	137	3.8
	Conference-Only..	18-0	174 9.7	21-35	.600	0-0	.000	0.00	13-17	.765	17	24	41	2.3	25	0	1	0.06	10	0.56	0.10	10	0.56	5	0.28	55	3.1
30	HARALSON, Scottie..	17-0	70 4.1	8-28	.286	7-26	.269	0.41	0-0	.000	0	5	5	0.3	8	0	3	0.18	2	0.12	1.50	0	0.00	2	0.12	23	1.4
	Conference-Only..	7-0	22 3.1	3-9	.333	3-9	.333	0.43	0-0	.000	0	1	1	0.1	1	0	1	0.14	1	0.14	1.00	0	0.00	0	0.00	9	1.3
02	BEVERLY, Donnell...	20-0	80 4.0	8-14	.571	2-5	.400	0.10	5-6	.833	4	9	13	0.7	6	0	12	0.60	2	0.10	6.00	0	0.00	4	0.20	23	1.2
	Conference-Only..	5-0	11 2.2	0-0	.000	0-0	.000	0.00	0-0	.000	1	2	3	0.6	2	0	0	0.00	2	0.40	0.00	0	0.00	0	0.00	0	0.0
40	VERONICK, Jim.....	4-0	4 1.0	1-1	1.000	0-0	.000	0.00	0-0	.000	1	1	2	0.5	0	0	0	0.00	0	0.00	0.00	1	0.25	0	0.00	2	0.5
	Conference-Only..	1-0	1 1.0	0-0	.000	0-0	.000	0.00	0-0	.000	0	0	0	0.0	0	0	0	0.00	0	0.00	0.00	0	0.00	0	0.00	0	0.0
35	OKWANDU, Charles...	10-0	45 4.5	1-4	.250	0-0	.000	0.00	1-2	.500	4	7	11	1.1	10	0	2	0.20	6	0.60	0.33	3	0.30	1	0.10	3	0.3
	Conference-Only..	1-0	3 3.0	0-0	.000	0-0	.000	0.00	0-0	.000	0	0	0	0.0	1	0	0	0.00	1	1.00	0.00	0	0.00	0	0.00	0	0.0
10	BIRD, Johnnie.....	9-0	13 1.4	1-4	.250	0-1	.000	0.00	0-1	.000	0	1	1	0.1	1	0	1	0.11	2	0.22	0.50	0	0.00	1	0.11	2	0.2
	Conference-Only..	2-0	2 1.0	0-0	.000	0-0	.000	0.00	0-0	.000	0	0	0	0.0	0	0	0	0.00	0	0.00	0.00	0	0.00	1	0.50	0	0.0
13	HORNAT, Alex.....	2-0	2 1.0	0-0	.000	0-0	.000	0.00	0-0	.000	0	0	0	0.0	0	0	0	0.00	1	0.50	0.00	0	0.00	0	0.00	0	0.0
	Conference-Only..	0-0	0 0.0	0-0	.000	0-0	.000	0.00	0-0	.000	0	0	0	0.0	0	0	0	0.00	0	0.00	0.00	0	0.00	0	0.00	0	0.0
44	LINDNER, John.....	4-0	5 1.3	0-0	.000	0-0	.000	0.00	0-2	.000	1	1	2	0.5	1	0	0	0.00	0	0.00	0.00	0	0.00	0	0.00	0	0.0
	Conference-Only..	1-0	1 1.0	0-0	.000	0-0	.000	0.00	0-0	.000	0	0	0	0.0	0	0	0	0.00	0	0.00	0.00	0	0.00	0	0.00	0	0.0
32	MANDELDOVE, Jonatha	7-0	16 2.3	0-2	.000	0-0	.000	0.00	0-0	.000	0	2	2	0.3	3	0	0	0.00	2	0.29	0.00	0	0.00	0	0.00	0	0.0
	Conference-Only..	2-0	7 3.5	0-1	.000	0-0	.000	0.00	0-0	.000	0	1	1	0.5	2	0	0	0.00	0	0.00	0.00	0	0.00	0	0.00	0	0.0
	TEAM.....										48	46	94	2.6	1				2								
	Conference-Only..										23	18	41	2.3	1				2								
	Total.....	36	7375	996-2102	.474	165-484	.341	4.58	662-976	.678	511	1048	1559	43.3	471	7	567	15.75	458	12.72	1.24	280	7.78	209	5.81	2819	78.3
	Conference-Only..	18	3600	472-1026	.460	78-225	.347	4.33	279-423	.660	253	495	748	41.6	215	2	247	13.72	218	12.11	1.13	147	8.17	96	5.33	1301	72.3
	Opponents.....	36	7375	888-2353	.377	217-713	.304	6.03	320-458	.699	466	771	1237	34.4	773	-	457	12.69	425	11.81	1.08	127	3.53	240	6.67	2313	64.2
	Conference-Only..	18	3600	434-1154	.376	101-343	.294	5.61	148-206	.718	242	386	628	34.9	337	8	226	12.56	201	11.17	1.12	73	4.06	116	6.44	1117	62.1

2008-09 RESULTS; INDIVIDUAL PTS-REBS-ASSTS

●Ten BIG EAST Regular Season Championships ● Six BIG EAST Tournament Championships ●

#-- starter; S-- steals; B-- blocks

DATE	OPPONENT	SCORE	Att. s/o- sellout	4 ADRIEN P-R-A-B	24 AUSTRIE P-R-A-S	11 DYSON P-R-A-S	33 EDWARDS P-R-A-B	12 PRICE P-R-A-S	21 ROBINSON P-R-A-B	34 THABEET P-R-A-B	15 WALKER P-R-A-S
11/14	W. Carolina [gp]	W, 81-55	9,820	14-7-2-1#	9-0-1-0#	23-2-5-3#	2-3-0-0	0-5-4-1#	DNP	23-17-0-5#	8-3-5-1
11/17	Hartford [XL]	W, 99-56	11,849	12-15-0-1#	21-0-4-1#	18-2-4-2#	5-6-1-0	DNP-inj.	DNP	9-8-0-2#	21-5-2-2#
11/21	vs. La Salle	W, 89-81	3,095	22-14-3-0#	6-2-0-0#	17-1-2-0#	0-0-0-0	12-3-4-3#	DNP	9-7-1-5#	23-3-4-2
11/23	vs. Miami	W, 76-63	3,271	6-7-0-1#	9-0-2-1#	12-3-3-1#	6-2-1-1	13-11-5-1#	DNP	19-14-1-7#	11-3-3-1
11/24	vs. Wisconsin	W, 76-57	3,691	14-8-1-1#	8-1-2-1#	21-4-3-3#	3-0-0-1	9-3-2-1#	DNP	9-7-1-3#	12-8-2-4
11/29	Bryant [XL]	W, 88-58	12,558	14-9-2-2#	15-6-3-0#	11-6-4-3#	4-5-1-0	14-2-4-0#	DNP	16-12-0-3#	9-1-2-0
12/1	Delaware St. [gp]	W, 79-49	9,734	12-6-3-0#	7-0-2-2#	15-4-2-0#	17-2-1-1	3-2-5-1#	DNP	10-17-0-4#	9-4-4-2
12/4	at Buffalo	W, 68-64	4,899	18-7-4-4#	10-1-1-0#	6-6-2-3#	4-0-0-0	6-1-3-0#	DNP	21-18-1-4#	3-2-2-1
12/15	Stony Brook [XL]	W, 91-57	12,721	18-10-1-1#	13-1-7-1#	16-8-5-0#	2-1-1-1	13-3-5-1#	7-5-1-2	18-9-0-1#	4-4-5-1
12/20	vs. Gonzaga	W, 88-83 ot	16,763 s/o	8-8-0-0#	6-1-1-1#	21-9-4-3#	14-12-0-3#	24-3-10-0#	6-2-0-0	9-2-0-1#	0-0-0-1
12/26	Fairfield [XL]	W, 75-55	13,771	21-14-0-2#	3-1-3-0#	10-4-6-1#	0-1-0-0	6-1-5-0#	6-2-3-1#	20-11-1-6#	9-3-4-1
12/29	* Georgetown [XL]	L, 63-74	16,294 s/o	15-5-1-1#	4-1-0-0#	4-5-3-4#	2-1-0-1	16-5-2-0#	4-5-0-0	4-7-0-7#	14-2-0-1
1/3	* Rutgers [gp]	W, 80-49	10,167 s/o	13-7-2-2#	7-2-3-0	14-3-4-1#	10-4-0-0	3-3-7-1#	11-7-4-3#	15-8-0-1#	7-2-1-2
1/6	* at West Virginia	W, 61-55	13,920	17-7-1-0#	2-1-1-1	11-2-2-2#	0-4-0-0	1-1-2-1#	7-15-4-3#	13-13-0-3#	10-8-0-0
1/10	* at Cincinnati	W, 81-72	9,029	13-12-3-0#	11-1-0-0	12-6-5-2#	2-0-0-0	22-2-5-1#	6-1-0-0#	8-3-0-2#	7-3-5-1
1/15	* at St. John's	W, 67-55	7,545	17-11-2-1#	4-3-1-2	5-2-1-1#	0-1-0-0	8-3-5-1#	2-3-2-1#	10-8-0-5#	21-5-4-1
1/18	* Seton Hall [XL]	W, 76-61	15,572	13-12-3-2#	6-1-1-0	7-0-6-2#	2-2-0-0	23-2-5-0#	4-2-0-1#	15-17-1-4#	6-2-4-2
1/21	* Villanova [XL]	W, 89-83	15,385	12-14-0-1#	7-2-2-0	19-4-1-3#	4-1-0-2	29-5-5-0#	2-2-2-2#	10-3-0-3#	6-1-2-0
1/24	* at Notre Dame	W, 69-61	11,418 s/o	12-19-2-1#	5-3-2-0	15-9-3-2#	8-3-0-1	13-4-4-0#	0-2-1-0#	9-11-2-5#	7-2-0-0
1/28	* at DePaul	W, 71-49	9,502	12-13-1-0#	9-4-4-0	18-5-1-2#	2-0-0-1	12-1-3-0#	2-2-0-0#	11-9-0-3#	5-2-4-0
1/31	* Providence [gp]	W, 94-61	10,167 s/o	14-6-3-2#	9-0-1-1	8-5-4-2#	8-9-0-1	19-4-3-0#	18-7-2-2#	15-11-0-10#	3-5-3-1
2/2	* at Louisville	W, 68-51	20,069	18-7-2-0#	3-1-1-1	14-4-2-2#	0-1-0-0	11-8-3-0#	0-0-0-0	14-11-0-4#	8-4-4-0
2/7	Michigan [gp]	W, 69-61	10,167 s/o	9-14-0-0#	7-5-0-0	19-4-4-1#	0-2-0-1	11-5-7-0#	6-2-2-0#	17-12-1-6#	0-2-3-0
2/11	* Syracuse [gp]	W, 63-49	10,167 s/o	12-5-1-0#	10-5-3-1	0-0-0-1#	3-3-0-1	17-2-3-1#	6-4-0-2#	8-16-3-7#	7-6-2-2
2/14	* at Seton Hall	W, 62-54	9,800 s/o	14-15-0-0#	6-2-3-0#	DNP-injured	1-2-0-0	6-2-5-1#	2-5-1-1#	25-20-1-9#	8-2-2-0
2/16	* Pittsburgh [XL]	L, 68-76	16,294 s/o	13-9-1-1#	5-1-1-0#	DNP-injured	6-3-1-2	18-2-8-0#	8-10-1-3#	5-4-0-2#	13-1-1-2
2/21	* South Florida [XL]	W, 64-50	15,451	9-15-0-2#	7-1-4-0#	DNP-injured	2-2-0-0	11-2-4-0#	10-6-1-0#	21-9-0-6#	4-5-2-0
2/25	* at Marquette	W, 93-82	19,091 s/o	2-4-0-1#	2-1-2-1#	DNP-injured	5-5-0-0	36-6-6-0#	19-10-2-0#	14-15-1-5#	9-2-3-2
2/28	* Notre Dame [gp]	W, 72-65	10,167 s/o	25-9-2-2#	5-4-3-0#	DNP-injured	0-0-0-1	12-3-4-0#	3-6-0-0#	16-11-0-8#	8-6-6-1
3/7	* at Pittsburgh	L, 60-70	12,908 s/o	11-8-1-2#	0-0-3-1#	DNP-injured	0-0-0-0	19-1-4-2#	6-12-2-0#	14-13-0-5#	10-3-2-1
3/12	vs. Syracuse	L, 117-127 6ot	19,375 s/o	12-14-7-3#	8-2-4-3	DNP-injured	4-10-2-5	33-3-10-1#	28-14-2-1#	19-14-0-6#	8-11-2-1#
3/19	vs. Chattanooga	W, 103-47	18,332	13-16-4-1#	4-2-7-4#	DNP-injured	5-4-1-1	20-6-3-3#	24-7-0-2#	20-13-0-2#	10-3-6-2
3/21	vs. Texas A & M	W, 92-66	19,894 s/o	23-8-1-1#	2-4-4-0#	DNP-injured	10-6-2-1	27-5-8-0#	12-5-1-0#	6-4-0-2#	8-2-4-0
3/26	vs. Purdue	W, 72-60	20,101	8-6-2-1#	17-2-4-1#	DNP-injured	2-1-0-0	15-4-7-2#	10-11-2-0#	15-15-0-4#	5-3-4-2
3/28	vs. Missouri	W, 82-75	18,886	12-10-4-3#	7-1-1-1#	DNP-injured	2-7-0-1	18-3-3-0#	13-6-0-4#	5-13-2-0#	23-5-5-0
4/4	vs. Michigan St.	L, 73-82	72,456	13-7-1-2#	6-3-2-0#	DNP-injured	2-4-1-1	15-6-1-2#	15-13-0-2#	17-6-1-2#	5-2-2-1

2008-09 RECORDS & ATTENDANCE

	Overall W-L	BIG EAST W-L	Non-Conf. W-L	Attendance	Avg.
Total	**31-5**	**15-3**	**16-2**	**514,429**	**14,290**
Home	14-2	7-2	6-0	200,284	12,518
XL Center (16,294)	7-2	3-2	4-0	129,895	14,433
Harry A. Gampel Pavilion (10,167)	7-0	4-0	2-0	70,389	10,056
Away	9-1	8-1	1-0	118,181	11,818
Neutral	8-2	0-0	8-2	195,864	19,586

Miscellaneous Records & Statistics

UCONN RECORD WHEN...	OVERALL	BIG EAST
Leading at the half:	27-1	13-1
Trailing at half:	1-4	0-3
Tied at half	3-0	2-0
Playing overtime:	1-0	--
Shooting 50% or better:	**13-0**	**4-0**
Shooting less than 40%:	**2-1**	**2-1**
Opponents shoot 50% or better:	2-0	--
Opponents shoot 35.0-39.9%:	8-1	2-1
Opponents shoot 30.0-34.9%:	12-0	7-0
Opponents shoot less than 30%:	2-0	1-0
UConn outrebounds opponent:	**30-2**	**15-2**
UConn shoots 70% FT or better:	**15-1**	**5-1**
UConn shoots 50.0-69.9% FT:	**15-4**	**9-3**
UConn shoots below 50.0% FT:	**1-0**	**1-0**
Scoring 50-69 points:	**9-3**	**7-3**
Scoring 70-89 points:	**16-1**	**6-0**
Scoring 90 points or more:	**6-1**	**2-1**
Allowing 40-69 points:	25-0	12-0
Allowing 70-89 points:	6-4	3-3
Allowing 90 points or more:	0-1	0-1
Bench outscores opponent bench:	18-1	12-1
Game is decided by 1-4 points:	**1-0**	**--**
Game is decided by 5-10 points:	**10-4**	**6-3**
Game is decided by 11 points or more:	**20-1**	**9-1**
Playing at night:	19-4	9-3
Playing in the afternoon:	12-1	6-1
Playing on Monday:	5-2	1-2
Playing on Tuesday:	1-0	1-0

UCONN RECORD WHEN...	OVERALL	BIG EAST
Playing on Wednesday:	4-0	4-0
Playing on Thursday:	4-1	1-1
Playing on Friday:	3-0	--
Playing on Saturday:	12-2	7-1
Playing on Sunday:	2-0	1-0

Biggest Lead: ..... 56 pts vs. Chattanooga, final score
Biggest Deficit: ..... 17 pts vs. Georgetown, 4:39 in 2ndH
Biggest Lead/Loss: 6 pts vs. Syracuse (3/12), three times
Biggest Deficit/Win: ..... 11 pts vs. Gonzaga, 11:53 in 2ndH
Biggest Halftime Lead: ..... 28 pts vs. Chattanooga
Biggest Halftime Deficit: ..... 10 pts at Pittsburgh
Best UConn 1st Half FG%: ..... 70.4% vs. Missouri
Worst UConn 1st Half FG%: ..... 28.1% at West Virginia
Best UConn 2nd Half FG%: ..... 69.6% vs. Stony Brook
Worst UConn 2nd Half FG%: ..... 40.0% at Louisville
Best Opp. 1st Half FG%: ..... 53.3% by Gonzaga
Worst Opp. 1st Half FG%: ..... 21.2% by Chattanooga
Best Opp. 2nd Half FG%: ..... 56.7% by Cincinnati
Worst Opp. 2nd Half FG%: ..... 24.0% by DePaul
Most Pts by UConn in 1st Half: ..... 51 vs. Texas A & M
Least Pts by UConn in 1st Half: ..... 27 vs. Georgetown
Most Pts by UConn in 2nd Half: ..... 58 vs. UHart
Least Pts by UConn in 2nd Half: ..... 29 at Seton Hall
Most Pts by Opp. in 1st Half: ..... 48 by Villanova
Least Pts by Opp. in 1st Half: ..... 18 by DelSt & Rutgers
Most Pts by Opp. in 2nd Half: ..... 45 by Marquette
Least Pts by Opp. in 2nd Half: ..... 14 by DePaul

STATISTICAL CATEGORY LEADERS

LED IN SCORING:
Price (12), Thabeet (9), Dyson (5), Adrien (5), Walker (4), Austrie (2), Edwards (1), Robinson (1)
REACHED DOUBLE FIGURES:
Adrien (30), Price (26), Thabeet (25), Dyson (18), Walker (12), Robinson (10), Austrie (7), Edwards (4)
30+ POINT GAMES:
Price (2)
20+ POINT GAMES:
Price (8), Thabeet (6), Adrien (4), Walker (4), Dyson (3), Robinson (2), Austrie (1)
LED IN REBOUNDING:
Thabeet (18), Adrien (15). Robinson (4), Edwards (1), Walker (1)
DOUBLE-FIGURE REBS:
Thabeet (21), Adrien (16), Robinson (7), Edwards (1)
TRIPLE-DOUBLES:
Thabeet (1)
DOUBLE-DOUBLES:
Thabeet (18), Adrien (14), Robinson (4), Price (2), Edwards (1)
LED IN ASSISTS:
Price (20), Dyson (9), Walker (8), Austrie (7), Adrien (1), Robinson (1), Thabeet (1)
DOUBLE-FIGURE ASSISTS:
Price (2)
LED IN STEALS:
Dyson (15), Walker (12), Price (6), Austrie (5), Thabeet (5), Adrien (4), Robinson (4), Beverly (1), Robinson (1)
LED IN BLOCKS:
Thabeet (31), Robinson (7), Adrien (2), Edwards (1)
*-- includes ties for the team lead

2008-09 FINAL TEAM GAME-BY-GAME STATISTICS

● 2004, 1999 NCAA National Champions ● 2009, 2004, 1999 NCAA Final Four ●

	GAME	Score	FG	FGA	Pct.	3FG	3FGA	Pct.	FT	FTA	Pct.	OR	DR	TR	PF	TP	A	TO	B	S
11/14	W. Carolina [gp]	55	21	61	.344	8	22	.364	5	9	.556	8	23	31	25	55	10	17	3	5
	UCONN	81	28	55	.509	4	13	.308	21	30	.700	9	33	42	17	81	17	14	7	8
11/17	Hartford [XL]	56	19	55	.345	6	25	.240	12	17	.706	8	24	32	34	56	9	18	0	3
	UCONN	99	30	62	.484	6	20	.300	33	46	.717	17	30	47	16	99	14	4	5	10
11/21	vs. La Salle	81	34	68	.500	4	13	.308	9	10	.900	13	16	29	27	81	11	10	2	7
	UCONN	89	29	53	.547	2	10	.200	29	40	.725	13	21	34	14	89	14	12	6	5
11/23	vs. Miami (Fla.)	63	24	68	.353	7	18	.389	8	14	.571	18	19	37	21	63	7	11	3	1
	UCONN	76	29	61	.475	3	10	.300	15	22	.682	15	27	42	15	76	15	14	9	6
11/24	vs. Wisconsin	57	19	51	.373	8	17	.471	11	17	.647	13	15	28	22	57	8	22	2	7
	UCONN	76	25	48	.521	5	9	.556	21	30	.700	10	22	32	14	76	11	17	5	10
11/29	Bryant [XL]	58	23	59	.390	11	25	.440	1	3	.333	6	21	27	22	58	15	15	2	3
	UCONN	88	32	64	.500	8	22	.364	16	26	.615	17	31	48	9	88	18	9	6	6
12/1	Delaware State [gp]	49	20	64	.313	7	29	.241	2	5	.400	15	19	34	19	49	9	14	3	6
	UCONN	79	26	53	.491	6	14	.429	21	25	.840	10	30	40	9	79	21	10	6	7
12/4	at Buffalo	64	26	66	.394	3	9	.333	9	10	.900	10	27	37	24	64	12	7	4	5
	UCONN	68	24	52	.462	4	10	.400	16	26	.615	6	31	37	10	68	13	10	10	4
12/15	Stony Brook [XL]	57	22	68	.324	7	22	.318	6	9	.667	10	14	24	24	57	10	8	3	12
	UCONN	91	32	51	.627	8	13	.615	19	27	.704	11	36	47	10	91	26	16	8	4
12/20	vs. Gonzaga	83	32	64	.500	5	17	.294	14	20	.700	8	23	31	26	83	13	14	5	9
	UCONN	88 ot	26	61	.426	7	14	.500	29	38	.763	15	26	41	18	88	15	16	5	8
12/26	Fairfield [XL]	55	23	72	.319	7	21	.333	2	5	.400	18	21	39	16	55	13	10	2	6
	UCONN	75	31	62	.500	3	15	.200	10	15	.667	12	32	44	8	75	22	9	11	3
12/29	* Georgetown [XL]	74	25	53	.472	6	13	.462	18	21	.857	13	15	28	17	74	10	14	2	11
	UCONN	63	22	49	.449	3	10	.300	16	22	.727	14	17	31	14	63	6	17	9	10
1/3	* Rutgers [gp]	49	15	52	.288	2	11	.182	17	18	.944	11	18	29	21	49	10	15	5	2
	UCONN	80	28	54	.519	4	7	.571	20	29	.690	11	26	37	14	80	21	6	6	5
1/6	* at West Virginia	55	20	66	.303	6	26	.231	9	12	.750	15	18	33	19	55	12	8	4	10
	UCONN	61	21	53	.396	1	8	.125	18	27	.667	20	32	52	14	61	10	18	7	5
1/10	* at Cincinnati	72	29	61	.475	7	15	.467	7	8	.875	8	18	26	19	72	15	8	4	4
	UCONN	81	29	50	.580	8	15	.533	15	25	.600	9	22	31	10	81	18	10	2	5
1/15	* at St. John's	55	23	55	.418	3	14	.214	6	10	.600	9	16	25	16	55	12	16	4	8
	UCONN	67	25	52	.481	5	13	.385	12	19	.632	14	24	38	13	67	15	18	7	7
1/18	* Seton Hall [XL]	61	25	62	.403	7	24	.292	4	8	.500	10	23	33	17	61	6	10	3	1
	UCONN	76	31	61	.508	6	14	.429	8	18	.444	12	28	40	9	76	20	7	9	4
1/21	* Villanova [XL]	83	29	64	.453	7	18	.389	18	22	.818	13	19	32	26	83	13	14	6	10
	UCONN	89	27	57	.474	4	12	.333	31	39	.795	14	23	37	17	89	12	14	8	7
1/24	* at Notre Dame	61	25	76	.329	8	27	.296	3	4	.750	10	34	44	24	61	14	7	4	3
	UCONN	69	24	59	.407	6	18	.333	15	30	.500	12	42	54	7	69	14	11	7	5
1/28	* at DePaul	49	21	55	.382	2	15	.133	5	9	.556	11	18	29	17	49	10	14	1	5
	UCONN	71	27	57	.474	4	12	.333	13	18	.722	17	24	41	10	71	13	11	5	7
1/31	* Providence [gp]	61	25	75	.333	5	19	.263	6	17	.353	26	20	46	22	61	18	11	6	4
	UCONN	94	35	74	.473	5	14	.357	19	24	.792	22	30	52	17	94	17	7	17	9
2/2	* at Louisville	51	22	64	.344	5	17	.294	2	2	1.000	16	18	34	17	51	9	18	9	11
	UCONN	68	24	51	.471	0	8	.000	20	24	.833	12	26	38	9	68	12	16	5	6
2/7	Michigan [gp]	61	22	57	.386	9	29	.310	8	12	.667	8	16	24	21	61	15	10	4	9
	UCONN	69	22	52	.423	6	14	.429	19	25	.760	17	30	47	10	69	17	17	7	2
2/11	* Syracuse [gp]	49	19	60	.317	5	18	.278	6	12	.500	10	24	34	15	49	10	13	4	11
	UCONN	63	21	48	.438	6	18	.333	15	22	.682	9	33	42	9	63	12	20	11	5
2/14	* at Seton Hall	54	24	77	.312	2	15	.133	4	6	.667	18	25	43	20	54	11	5	7	8
	UCONN	62	22	57	.386	3	8	.375	15	27	.556	21	34	55	9	62	12	13	11	1
2/16	* Pittsburgh [XL]	76	26	65	.400	8	19	.421	16	20	.800	18	30	48	18	76	17	14	2	6
	UCONN	68	26	60	.433	5	17	.294	11	17	.647	7	24	31	19	68	13	9	8	6
2/21	* South Florida [XL]	50	21	65	.323	5	24	.208	3	3	1.000	17	23	40	14	50	16	11	3	5
	UCONN	64	26	63	.413	1	7	.143	11	18	.611	18	26	44	8	64	11	6	9	3
2/25	* at Marquette	82	27	64	.422	11	21	.524	17	20	.850	7	19	26	22	82	14	9	2	9
	UCONN	93	32	66	.485	11	22	.500	18	22	.818	16	30	46	15	93	14	15	6	3
2/28	* Notre Dame [gp]	65	28	72	.389	8	27	.296	1	5	.200	15	22	37	17	65	11	6	2	5
	UCONN	72	29	54	.537	2	8	.250	12	23	.522	9	30	39	7	72	15	9	13	3
3/7	* at Pittsburgh	70	30	68	.441	4	20	.200	6	9	.667	15	26	41	16	70	18	8	5	3
	UCONN	60	23	61	.377	4	14	.286	10	19	.526	16	24	40	14	60	12	11	7	5
3/12	vs. Syracuse	127	39	103	.379	9	23	.391	40	51	.784	29	38	67	30	127	20	16	10	15
	UCONN	117 6ot	43	106	.406	7	35	.200	24	42	.571	36	40	76	36	117	27	27	16	11
3/19	vs. Chattanooga	47	17	66	.258	5	25	.200	8	10	.800	9	25	34	28	47	11	19	2	5
	UCONN	103	37	71	.521	6	24	.250	23	39	.590	17	41	58	11	103	28	9	6	12
3/21	vs. Texas A & M	66	26	63	.413	3	15	.200	11	17	.647	12	16	28	22	66	17	7	3	3
	UCONN	92	33	57	.579	5	10	.500	21	27	.778	12	27	39	16	92	20	9	5	3
3/26	vs. Purdue	60	24	66	.364	6	23	.261	6	11	.545	9	24	33	26	60	12	9	2	7
	UCONN	72	25	56	.446	3	8	.375	19	30	.633	14	34	48	12	72	19	13	6	6
3/28	vs. Missouri	75	32	76	.421	5	18	.278	6	12	.500	12	20	32	24	75	21	6	1	10
	UCONN	82	27	53	.509	2	12	.167	26	32	.813	11	36	47	13	82	15	17	8	3
4/4	vs. Michigan St.	82	31	72	.431	6	19	.316	14	20	.700	18	24	42	25	82	18	11	3	11
	UCONN	73	25	59	.424	2	6	.333	21	33	.636	16	26	42	18	73	8	16	7	5

*-- BIG EAST Regular Season Contest; gp-- Harry A. Gampel Pavilion, Storrs, Conn.; XL-- XL Center, Hartford, Conn.

Connecticut Basketball Coaching Staff



Jim Calhoun and Hasheem Thabeet

• 2004, 1999 NCAA National Champions • 2009, 2004, 1999 NCAA Final Four •

JIM CALHOUN

Head Coach
24th Season at Connecticut
38th Season Overall

As he continues to build on his remarkable coaching resume, University of Connecticut Hall of Fame Head Coach Jim Calhoun has already established himself as perhaps the greatest program builder in college basketball history.

Now entering his 24th season as head coach at UConn and his 38th year as a collegiate head coach, Jim Calhoun has unquestionably stood the test of time as one of college basketball's legendary leaders and reached two other career milestones in 2008-09---membership in the ultra exclusive 800-win club and a third trip to the NCAA Final Four.

Jim Calhoun's phenomenal coaching success story includes winning two NCAA National Championships (1999, 2004) at Connecticut, earning basketball's highest honor while still an active coach, election into the Naismith Memorial Basketball Hall of Fame as a member of the Class of 2005, and induction in 2006 with the other greats of the game as a member of the Founding Class of the National Collegiate Basketball Hall of Fame.

Jim Calhoun's college coaching career includes just two stops---Northeastern University in Boston and the University of Connecticut in Storrs. In 14 seasons at Northeastern, Jim Calhoun led NU from the Division II ranks to status as one of the nation's top Division I mid-major programs. In 23 seasons at Connecticut, Jim Calhoun has transformed UConn from a regional contender to a two-time national champion and Connecticut now ranks among the nation's elite college basketball programs.

In May of 1986, Jim Calhoun was named head coach of basketball at the University of Connecticut and that announcement launched what has become one of college basketball's greatest coaching accomplishments. As head coach of UConn Basketball, Jim Calhoun has led the Huskies to the top of the NCAA basketball mountaintop---winning two NCAA National Championships while also claiming an NIT Championship and taking the Huskies from second division placements in Big East Conference standings to a record-setting 16 league titles and lofty status as the most successful program in Big East Conference basketball history.

Jim Calhoun's 37-year overall record as a collegiate head coach is 805-342, moving into rarified air and status as a member of the 800-win college coaching fraternity with the win over Marquette on February 25, 2009. Coach Calhoun is only the seventh Division I coach in NCAA history to have earned their way into that 800-win club and the 805 coaching wins recorded by Jim Calhoun ranks No. 6 all-time in NCAA Division I basketball history.

During his history-making years as head coach at Connecticut, Husky Hall of Famer Jim Calhoun has compiled an overall record of 557-205. Prior to 1986, Connecticut Basketball had posted just two 23-win seasons in history. Since arriving at UConn in the spring of 1986, Jim Calhoun has "averaged" 24.2 wins per year.

Commenting on Jim Calhoun's phenomenal story of success at Connecticut, Syracuse coach Jim Boeheim, a fellow Class of 2005 Hall of Fame inductee, said, "Jim Calhoun has done as good a job as has ever been done in college basketball history in taking over a program that was at one level and taking it to a totally different place. A lot of coaches have been able to take good programs or even really good programs and keep them at that level or make them a little better, but Jim Calhoun has done something at Connecticut that I really don't think anybody has ever done any place else."

When he arrived at Connecticut as the 17th head coach of men's basketball on May 15, 1986, Jim Calhoun immediately began to chart a new course for success. He promised to "do it the right way, with no short cuts". He noted he wanted to establish a basketball program at UConn that would annually be called one of the top programs in the nation.

> "Jim Calhoun has done as good a job as has ever been done in college basketball history in taking over a program that was at one level and taking it to a totally different place. A lot of coaches have been able to take good programs or even really good programs and keep them at that level or make them a little better, but Jim Calhoun has done something at Connecticut that I really don't think anybody has ever done any place else."
>
> ***--Jim Boeheim, Syracuse***

Mission accomplished.

Two specific dates headline the Hall of Fame coaching career of Jim Calhoun---March 29, 1999 and April 5, 2004.

On March 29, 1999, Coach Jim Calhoun did what most observers felt was impossible as he led Connecticut to the 1999 NCAA Division I Men's Basketball National Championship, beating heavily-favored Duke 77-74 in the title game at Tropicana Field in St. Petersburg, Florida.

The 1999 NCAA Championship completed a clean sweep


2004 NCAA Champion



Naismith Memorial Basketball Hall of Fame Member


1999 NCAA Champion

HEAD COACH JIM CALHOUN

●Ten BIG EAST Regular Season Championships ● Six BIG EAST Tournament Championships ●

Born:
May 10, 1942
in Braintree, Massachusetts

Family:
Wife: Pat (Married in 1966)
Children (2): James (Jennifer), Jeffrey (Amy)
Grandchildren (6): Emily, Katie, Sam;
Avery, Reese, Peyton

High School:
Braintree High School, graduated 1960
Earned three letters in basketball
and football and two letters in baseball

College:
American International College
(Springfield, Mass.)
graduated 1968

Three-year basketball letter winner
All-New England (1964-65)

Captained AIC (1965-66) as a senior
and led team to its first NCAA berth

Selected for New England College
All-Star Game (1965-66)

Head Coaching Career:

Old Lyme (Conn.) High School
1968-69
Westport (Mass.) High School
1969-70
Dedham (Mass.) High School
1970-72
Northeastern University
1972-86
University of Connecticut
1986-present



in 1998-99 for the Huskies. UConn won both the regular season and tournament titles in the BIG EAST Conference. The Huskies were the No. 1 seed in the West Region of the NCAA Tournament and Connecticut ran off six straight NCAA victories to finish the year with a single-season school record 34 wins (34-2) and claim the national championship.

UConn finished the 1998-99 season ranked No. 1 in the nation in the final USA Today/ESPN Top 25 poll.

On April 5, 2004, Jim Calhoun cemented his place among the all-time collegiate coaching greats and as a future member of the Hall of Fame by leading UConn to the 2004 national title. In directing Connecticut to its second NCAA National Championship in a six-year span, Jim Calhoun became only the second coach to win multiple NCAA titles since the tournament field expanded to 64 teams in 1985.

In 2003-04, UConn began the season as the consensus No. 1 team in the nation and was one of only two teams to spend the entire season in the top ten.

The exciting run to UConn's second national title also produced the Huskies' sixth Big East Tournament Championship. Connecticut would conclude the season with a final overall record of 33-6. In the six-game string of victories during the NCAA Tournament, UConn dominated its first four opponents by an average margin of 17.5 points per contest.

At the 2004 "Final Four" in San Antonio, UConn stormed from eight points down with less than three minutes left to upend Duke 79-78 in the national semifinals and the Huskies were in charge from start to finish in the national finals, leading Georgia Tech by as many as 25 before winning the NCAA Championship game 82-73 before 44,417 fans in the Alamodome.

Another important date in Jim Calhoun's coaching career, this one taking place off the basketball court, occurred one year after he directed Connecticut to its second NCAA Championship. On September 9, 2005, with some 60 of his former players in attendance, Jim Calhoun's five decade body of work as one of college basketball's greatest coaches was formally recognized when UConn's coach was enshrined into the Naismith Memorial Basketball Hall of Fame.

In April of 2005, Jim Calhoun became just the seventh recipient of the prestigious John R. Wooden "Legends of Coaching Award" presented by the Los Angeles Athletic Club. Previous winners of the award include fellow Hall of Fame coaches Dean Smith, Mike Krzyzewski and Lute Olson.

In November of 2006, Coach Jim Calhoun's career achievements were recognized by his peers when he was named a member of the Founding Class of the National

Overall Record:	**805-342 (.702)**
Overall Record at Connecticut:	**557-205 (.731)**
BIG EAST Record (includes tournament):	**282-151 (.651)**
Overall Record at Northeastern:	248-137 (.644)
ECAC North Atlantic Record (includes tournament):	68-14 (.829)
Overall National Postseason Record:	55-22 (.714)
National Postseason Record at Connecticut:	52-17 (.754)
NCAA Record at Connecticut:	40-13 (.755)
NIT Record at Connecticut:	12-4 (.750)
BIG EAST Tournament Record:	28-16 (.636)
ECAC North Atlantic Tournament Record:	13-2 (.867)

NCAA Championship Appearances (21)
(16 at Connecticut, 5 at Northeastern)
1981, 1982, 1984, 1985, 1986, 1990, 1991, 1992, 1994, 1995, 1996, 1998, 1999, 2000, 2002, 2003, 2004, 2005, 2006, 2008, 2009

NCAA Championships (2)
1999, 2004

NCAA Final Four (3)
1999, 2004, 2009

NCAA Elite Eight (8)
1990, 1995, 1998, 1999, 2002, 2004, 2006, 2009

NCAA Sweet 16 (12)
1990, 1991, 1994, 1995, 1996, 1998, 1999, 2002, 2003, 2004, 2006, 2009

National Invitation Tournament Appearances (5)
1988, 1989, 1993, 1997, 2001

NIT Championships (1)
1988

BIG EAST Regular Season Championships (10)
89-90, 93-94, 94-95, 95-96, 97-98, 98-99, 01-02, 02-03, 04-05, 05-06

BIG EAST Tournament Championships (6)
1990, 1996, 1998, 1999, 2002, 2004

ECAC North/ ECAC NAC Regular Season Championships (5)
80-81, 81-82, 83-84, 84-85, 85-86

ECAC North/ ECAC NAC Tournament Championships (5)
1981, 1982, 1984, 1985, 1986

University of Connecticut-- 1986-present

Year	W-L Overall	Pct.	W-L BIG EAST	Pct.	Final Ranking AP/USA-ESPN	Postseason
2008-09	31-5	.861	15-3	.833	5/3	NCAA Final Four
2007-08	24-9	.727	13-5	.722	15/-	NCAA 1st Rd
2006-07	17-14	.548	6-10	.375	-	-
2005-06	30-4	.882	14-2	.875	2/4	NCAA Elite 8
2004-05	23-8	.742	13-3	.813	13/17	NCAA 2nd Rd
2003-04	33-6	.846	12-4	.750	7/1	NCAA Champions
2002-03	23-10	.697	10-6	.625	23/11	NCAA Sweet 16
2001-02	27-7	.794	13-3	.813	10/6t	NCAA Elite 8
2000-01	20-12	.625	8-8	.500	-	NIT 2nd Rd
1999-00	25-10	.714	10-6	.625	20/-	NCAA 2nd Rd
1998-99	34-2	.944	16-2	.889	3/1	NCAA Champions
1997-98	32-5	.865	15-3	.833	6/7	NCAA Elite 8
1996-97	18-15	.545	7-11	.389	-	NIT 3rd Place
1995-96	30-2	.938	17-1	.944	3/8	NCAA Sweet 16
1994-95	28-5	.848	16-2	.889	8/6	NCAA Elite 8
1993-94	29-5	.853	16-2	.889	4/7	NCAA Sweet 16
1992-93	15-13	.536	9-9	.500	-	NIT
1991-92	20-10	.667	10-8	.556	-	NCAA 2nd Rd
1990-91	20-11	.645	9-7	.563	-	NCAA Sweet 16
1989-90	31-6	.838	12-4	.750	3/3	NCAA Elite 8
1988-89	18-13	.581	6-10	.375	-	NIT Quarterfinals
1987-88	20-14	.588	4-12	.333	-	NIT Champions
1986-87	9-19	.321	3-13	.188	-	-

Northeastern University-- 1972-1986

Year	W-L Overall	Pct.	W-L ECAC NAC	Pct.	Postseason
1985-86	26-5	.839	16-2	.889	NCAA
1984-85	22-9	.710	13-3	.813	NCAA
1983-84	27-5	.844	14-0	1.000	NCAA 2nd Rd
1982-83	13-15	.464	4-6	.400	-
1981-82	23-7	.767	8-1	.889	NCAA 2nd Rd
1980-81	24-6	.800	-	-	NCAA 2nd Rd
1979-80	19-8	.704	-	-	-
1978-79	13-13	.500	-	-	-
1977-78	14-12	.538	-	-	-
1976-77	12-14	.462	-	-	-
1975-76	12-13	.480	-	-	-
1974-75	12-12	.500	-	-	-
1973-74	12-11	.522	-	-	-
1972-73	19-7	.731	-	-	-

HEAD COACH JIM CALHOUN

• 2004, 1999 NCAA National Champions • 2009, 2004, 1999 NCAA Final Four •



Jim Calhoun with Husky standouts Kemba Walker and A.J. Price after winning the 2009 NCAA West Regional title in Glendale, Arizona.

Collegiate Basketball Hall of Fame

Entering his 38th as a collegiate head coach in 2009-10, Jim Calhoun ranks No. 9 all-time in NCAA career victories with 43 (40-13 at Connecticut, 3-5 at Northeastern). Coach Calhoun is 43-18 in overall NCAA play (with two NCAA titles).

Jim Calhoun's overall career record for national postseason tournament competition is a remarkable 55-22 (43-18 in NCAA play, 12-4 in NIT play). He has coached in the NCAA Tournament 21 times and in the NIT five times (including winning the 1988 NIT title).

In his time at Connecticut, Jim Calhoun has compiled a stunning 52-17 overall record in national postseason tournament competition (40-13 in NCAA play, 12-4 in NIT play). His 40 NCAA wins at UConn, all achieved in the past 20 years, far outdistances the entire total of four NCAA victories recorded at Connecticut before Coach Calhoun took over the Husky basketball program in the spring of 1986.

Including 2009, Jim Calhoun has led UConn to 16 NCAA bids in the past 20 years. Under Coach Calhoun's direction, UConn is a stunning 27-4 in NCAA First and Second Round competition since 1990. The Huskies have earned 12 NCAA Sweet 16 berths in the past 20 years (including 2009), eight Elite Eight appearances, three NCAA Final Four trips and two National Championships.

Under Coach Calhoun, UConn has captured a league record 16 BIG EAST Championships, ten regular season crowns and six tournament titles.

Prior to Jim Calhoun's arrival as head coach at Connecticut in 1986, UConn had never been ranked in the end-of-the-year National Top 25 polls. UConn ended both the 1999 and 2004 national championship seasons ranked as the No. 1 team in all of college basketball and the Huskies have finished ten different seasons ranked in the National Top 10.

One collegiate basketball writer, authoring an article on Connecticut basketball for a national publication, said it best when he noted, "Bringing the UConn program to this point from where it was when he took over is nothing short of miraculous".



Jim Calhoun with Husky stars Emeka Okafor and Ben Gordon at the 2004 NCAA Final Four.

JIM CALHOUN in National Postseason Play

YEAR		OPPONENT	SITE	SCORE
2008-09	NCAA	Chattanooga	Philadelphia, PA	W, 103-47
Connecticut		Texas A & M	Philadelphia, PA	W, 92-66
Final Four		Purdue	Glendale, AZ	W, 72-60
		Missouri	Glendale, AZ	W, 82-75
		Michigan State	Detroit, Mich.	L, 73-82
2007-08	NCAA	San Diego	Tampa, Fla	L, 69-70, OT
Connecticut				
2005-06	NCAA	Albany	Philadelphia, PA	W, 72-59
Connecticut		Kentucky	Philadelphia, PA	W, 87-83
Elite Eight		Washington	Washington, DC	W, 98-92, OT
		George Mason	Washington, DC	L, 84-86, OT
2004-05	NCAA	Central Florida	Worcester, MA	W, 77-71
		North Carolina St.	Worcester, MA	L, 62-65
2003-04	NCAA	Vermont	Buffalo, NY	W, 70-53
Connecticut		DePaul	Buffalo, NY	W, 72-55
NCAA Champions		Vanderbilt	Phoenix, AZ	W, 73-53
		Alabama	Phoenix, AZ	W, 87-71
		Duke	San Antonio, TX	W, 79-78
		Georgia Tech	San Antonio, TX	W, 82-73
2002-03	NCAA	BYU	Spokane, WA	W, 58-53
Connecticut		Stanford	Spokane, WA	W, 85-74
Sweet 16		Texas	San Antonio, TX	L, 78-82
2001-02	NCAA	Hampton	Washington, DC	W, 78-67
Connecticut		North Carolina St.	Washington, DC	W, 77-74
Elite Eight		Southern Illinois	Syracuse, NY	W, 71-59
		Maryland	Syracuse, NY	L, 82-90
2000-01	NIT	South Carolina	Storrs, CT	W, 72-65
Connecticut		Detroit Mercy	Storrs, CT	L, 61-67
1999-00	NCAA	Utah State	Birmingham, AL	W, 75-67
Connecticut		Tennessee	Birmingham, AL	L, 51-65
1998-99	NCAA	Texas-San Antonio	Denver, CO	W, 91-66
Connecticut		New Mexico	Denver, CO	W, 78-56
NCAA Champions		Iowa	Phoenix, AZ	W, 78-68
		Gonzaga	Phoenix, AZ	W, 67-62
		Ohio State	St. Petersburg, FL	W, 64-58
		Duke	St. Petersburg, FL	W, 77-74
1997-98	NCAA	Fairleigh Dickinson	Washington, DC	W, 93-85
Connecticut		Indiana	Washington, DC	W, 78-68
Elite Eight		Washington	Greensboro, NC	W, 75-74
		North Carolina	Greensboro, NC	L, 64-75
1996-97	NIT	Iona	Storrs, CT	W, 71-66
Connecticut		Bradley	Storrs, CT	W, 63-47
Third Place		Nebraska	Storrs, CT	W, 76-67
		Florida State	New York, NY	L, 66-71, OT
		Arkansas	New York, NY	W, 74-64
1995-96	NCAA	*Colgate	Indianapolis, IN	W, 68-59
Connecticut		*Eastern Michigan	Indianapolis, IN	W, 95-81
Sweet 16		*Mississippi State	Lexington, KY	L, 55-60
1994-95	NCAA	Tenn.-Chattanooga	Salt Lake City, UT	W, 100-71
Connecticut		Cincinnati	Salt Lake City, UT	W, 96-91
Elite Eight		Maryland	Oakland, CA	W, 99-89
		UCLA	Oakland, CA	L, 96-102
1993-94	NCAA	Rider College	Uniondale, NY	W, 64-46
Connecticut		George Washington	Uniondale, NY	W, 75-63
Sweet 16		Florida	Miami, FL	L, 60-69, OT
1992-93	NIT	Jackson State	Storrs, CT	L, 88-90, OT
Connecticut				
1991-92	NCAA	Nebraska	Cincinnati, OH	W, 86-65
Connecticut		Ohio State	Cincinnati, OH	L, 55-78
1990-91	NCAA	Louisiana State	Minneapolis, MN	W, 79-62
Connecticut		Xavier	Minneapolis, MS	W, 66-50
Sweet 16		Duke	Pontiac, MI	L, 67-81
1989-90	NCAA	Boston University	Hartford, CT	W, 76-52
Connecticut		California	Hartford, CT	W, 74-52
Elite Eight		Clemson	East Rutherford, NJ	W, 71-70
		Duke	East Rutherford, NJ	L, 78-79, OT
1988-89	NIT	UNC-Charlotte	Charlotte, NC	W, 67-62
Connecticut		California	Hartford, CT	W, 73-72
Quarterfinals		Ala.-Birmingham	Storrs, CT	L, 79-85
1987-88	NIT	West Virginia	Morgantown, WV	W, 62-57, OT
Connecticut		Louisiana Tech	Hartford, CT	W, 65-59
NIT Champions		Va. Commonwealth	Storrs, CT	W, 72-61
		Boston College	New York, NY	W, 73-67
		Ohio State	New York, NY	W, 72-67
1985-86	NCAA	Oklahoma	Greensboro, NC	L, 74-80
Northeastern				
1984-85	NCAA	Illinois	Atlanta, GA	L, 57-76
Northeastern				
1983-84	NCAA	Long Island Univ.	Philadelphia, PA	W, 90-87
Northeastern		Va. Commonwealth	East Rutherford, NJ	L, 69-70
1981-82	NCAA	St. Joseph's	Uniondale, NY	W, 63-62
Northeastern		Villanova	Uniondale, NY	L, 72-76, 3OT
1980-81	NCAA	Fresno State	El Paso, TX	W, 55-53
Northeastern		Utah	El Paso, TX	L, 69-94

*-- results vacated by NCAA

NCAA - Won 43, Lost 18 (70.5%) in 21 Appearances
NIT - Won 12, Lost 4 (75.0%) in Five Appearances
Overall - Won 55, Lost 22 (71.4%) in 26 Appearances
Overall at UConn - Won 52, Lost 17 (75.4%) in 21 Appearances
NCAA at UConn - Won 40, Lost 13 (75.5%) in 16 Appearances

HEAD COACH JIM CALHOUN

●Ten BIG EAST Regular Season Championships ● Six BIG EAST Tournament Championships ●



Nearly 60 of Jim Calhoun's former and current players from UConn, Northeastern and Dedham High School came back to the area as their coach was inducted into the Naismith Memorial Basketball Hall of Fame in September of 2005. Former Huskies Taliek Brown, Caron Butler, Charlie Villanueva, Donyell Marshall, Kevin Ollie, Ben Gordon and Emeka Okafor joined Coach Calhoun, above, at the conclusion of the Enshrinement Ceremonies.

The late Alan Greenberg, a former columnist for the Hartford Courant, boldly stated "the hiring of Jim Calhoun in 1986 was the most important hire in the history of the State of Connecticut."

Jim Calhoun's story of success at the University of Connecticut commenced very quickly when in his second season as UConn head coach (1987-88) the Huskies went on an improbable five-game winning streak following a bid to the National Invitation Tournament and claimed the 51st annual NIT title in March of 1988, beating Ohio State 72-67 in the championship game at Madison Square Garden.

In March of 1990, at the conclusion of only his fourth season as head coach of the Huskies, Jim Calhoun was the consensus choice as the 1989-90 College Basketball National Coach of the Year. He guided UConn to a 31-6 overall record, a year dubbed "The Dream Season" at Connecticut, as the Huskies won both the BIG EAST regular season and tournament titles and advanced to the NCAA Elite Eight. Coach Calhoun was named National Coach of the Year by five different organizations (Associated Press, United Press International, The Sporting News, CBS-TV Sports, Basketball Weekly).

UConn's first Big East Conference championships in 1990 (regular season crown and tournament title) and the Huskies' near-miss at a Final Four berth created a new passion among Connecticut fans as "Huskymania" was born.

During the 1993-94 season, Jim Calhoun and Connecticut basketball would begin a three-year dominance of the Big East Conference unmatched in league history. UConn won three straight Big East regular season titles (through 1995-96), posting a three-year conference record of 49-5 and an overall record of 87-12. In addition, during that three-year span, the Huskies advanced to the NCAA Elite Eight in 1995 (losing to eventual national champion UCLA) and to a pair of NCAA Sweet 16 appearances (1994, 1996).

A number of firsts dotted the UConn landscape during that superb three-year run---Donyell Marshall became UConn's first consensus First Team All-American in 1994, UConn Basketball was ranked No. 1 in the nation for the first time in school history (Feb. 13, 1995), Ray Allen became UConn's first two-time All-American in 1996, and UConn set a Big East Conference and school record by winning 23 consecutive games (Nov. of 1995 to Feb. of 1996)

During the 1997-98 season, Jim Calhoun directed UConn to a 32-5 overall record and the Huskies won both the regular season and tournament titles in the Big East Conference. In a heart-stopping NCAA Sweet 16 game, UConn missed four shots in the final seconds before Richard Hamilton hit a fall away shot at the buzzer to lift UConn to a 75-74 win over Washington. UConn would lose to the nation's top-ranked team, North Carolina, in the Elite Eight, but a young Connecticut team had set the stage for its national championship run one year later.

In March of 1999, Connecticut became the first team in Big East Conference history to win back-to-back regular season and tournament titles and on March 20, 1999, Jim Calhoun and UConn earned their first trip to the NCAA "Final Four" after beating Gonzaga 67-62 in an NCAA Elite Eight game in Phoenix.

One week later, at Tropicana Field in St. Petersburg, Florida, Ohio State and Duke fell at the hands of the Huskies and Connecticut became the first team since Texas Western (1966) to win the national championship in its first Final Four appearance.

In March of 2002, Jim Calhoun coached UConn to victory in one of the greatest Big East tournament finals in history, a 74-65 double overtime victory against Pittsburgh as the Huskies again claimed both the regular season and tournament titles. Connecticut advanced to the NCAA Elite Eight behind All-American Caron Butler before bowing to eventual national champion Maryland.

UConn set the stage for its second national championship under the leadership of Jim Calhoun by sharing the Big East regular season title in 2002-03 and advancing to the NCAA Sweet 16.

Following the 2002-03 season, Jim Calhoun received the prestigious Metropolitan Award from the National Basketball Coaches Association (NABC). The award was presented at the NABC Convention at the 2003 NCAA Final Four in New Orleans. The award is given by the NABC on behalf of the National Invitation Tournament and the Metropolitan Intercollegiate Basketball Association and is presented for continued outstanding service for the enhancement and betterment of college basketball. Previous winners of the award include Mike Tranghese, John Thompson, Dean Smith, Lou Carnesecca, Dave Gavitt, John Wooden, Adolph Rupp, Joe Lapchick and Phog Allen.

Connecticut put together a brilliant nine-game winning streak in a 26-day span at the conclusion of the 2003-04 season en route to its sixth Big East Tournament title and second NCAA National Championship. After adding its 2004 NCAA title to the national championship won in 1999, Jim Calhoun and UConn joined Duke as the only schools in the nation with multiple NCAA titles since the tournament expanded to 64 teams in 1985.

The 2004-2005 UConn season saw one the finest coaching performances in Jim Calhoun's distinguished career. The Huskies had to replace the No. 2 (Emeka Okafor) and No. 3 (Ben Gordon) selections in the NBA Draft Lottery while also overcoming the loss of the school's all-time assist leader (Taliek Brown). In addition, Coach Calhoun and the Huskies dealt with the adversity of two separate life-threatening illnesses to team members.

Despite those obstacles, Jim Calhoun and the Huskies finished the year 23-8 while winning the school's ninth Big East Conference regular season title and 15th overall championship. UConn ended the season ranked in the National Top 20 for the 10th time in the past 12 years and advanced to national postseason tournament play for the 18th consecutive season, one of only four schools in the country to do so.

In 2005-06, Jim Calhoun led Connecticut to a sixth 30-win season (30-4 overall). UConn would earn its tenth Big East Conference Regular Season title, advance to the NCAA Elite Eight for the seventh time in the past 18 years, and conclude the college basketball regular season ranked No. 2 in the nation by the Associated Press.

Jim Calhoun is the only coach in the history of the BIG EAST Conference to have been named BIG EAST Conference Coach of the Year four times. He earned his first BIG EAST Coach of the Year award in 1989-90 and also won the honor following the 1993-94, 1995-96 and 1997-98 seasons. John Thompson of Georgetown and Lou Carnesecca of St. John's each earned the prestigious honor three times.

In the summer of 2002, Jim Calhoun was selected as a member of the inaugural induction class to the New England Basketball Hall of Fame.

After directing Connecticut to both the 1999 and 2004 NCAA National Championships, Jim Calhoun was honored on separate occasions as the recipient of the Winged Foot Award from the New York Athletic Club, recognizing him as their National Coach of the Year. He also received the prestigious Victor Award as 1998-99 College Basketball National Coach of the Year and was the National Association of Basketball Coaches (NABC) District I Coach of the Year.

Much like his success at Connecticut, Jim Calhoun's performance as head coach at Northeastern (MA) University in Boston for 14 seasons was nothing short of sensational. He developed a program from Division II

HEAD COACH JIM CALHOUN

● 2004, 1999 NCAA National Champions ● 2009, 2004, 1999 NCAA Final Four ●



status to a nationally-recognized squad which became a perennial NCAA Division I tournament team. At NU, Jim Calhoun won 20 or more games in five of his last six seasons, chalked up a brilliant 135-47 record during that span, and earned five NCAA Division I tournament berths.

His final three years at Northeastern resulted in NCAA automatic bids each season and a three-year mark of 75-19.

At Northeastern, Jim Calhoun's teams averaged 17.9 wins per season. He was a three-time New England "Coach of the Year" and a three-time Kodak District I "Coach of the Year".

In leaving Northeastern in 1986, Coach Calhoun left perhaps the most talented team in the school's history, along with a first round NBA draft pick in senior Reggie Lewis, who later became captain of the Boston Celtics before his untimely death during the summer of 1993.

As was the case at Northeastern, Jim Calhoun's success at producing top-flight collegiate stars, who also excel at the professional basketball level, is an annual happening at Connecticut. A total of 22 former UConn stars that played for Coach Calhoun have played in the National Basketball Association (NBA). They include: Clifford Robinson (1989-2007), Tate George (1990-1995), Chris Smith (1992-1995), Scott Burrell (1993-2001), Donyell Marshall (1994-present), Donny Marshall (1995-2003), Kevin Ollie (1997-present), Ray Allen (1996-present), Travis Knight (1996-2003), Richard Hamilton (1999-present), Khalid El-Amin (2000-2001), Jake Voskuhl (2000-present), Caron Butler (2002-present), Emeka Okafor (2004-present), Ben Gordon (2004-present), Charlie Villanueva (2005-present), Hilton Armstrong (2006-present), Josh Boone (2006-present), Rudy Gay (2006-present), Marcus Williams (2006-present), Hasheem Thabeet (2009-present) and A.J. Price (2009-present).

As many as 14 of those Connecticut stars could be listed on NBA regular season rosters in 2009-10, more than any other school in the country. In both 2007 and 2008, Ray Allen, Richard Hamilton and Caron Butler were each named to the NBA All-Star Game roster. UConn was the only college in the nation represented by three players in those contests. Four UConn players have also been members of NBA Championship teams (Scott Burrell with the Chicago Bulls in 1998, Travis Knight with the Los Angeles Lakers in 2000, Richard Hamilton with the Detroit Pistons in 2004, and Ray Allen with the Boston Celtics in 2008).

A former All-New England player at American International College in Springfield, MA, Jim Calhoun graduated from AIC in 1968 with a Bachelor of Arts Degree in Sociology. At AIC, he lettered three years while leading the Yellow Jacket basketball team in scoring as a junior and senior. He captained his alma mater in his senior year and left the school as the fourth all-time leading scorer along with helping the school earn an NCAA Division II playoff berth. He is a member of the AIC Athletic Hall of Fame and in the summer of 1994 earned the prestigious distinction of being elected to serve as a member of the American International College Board of Trustees. In the spring of 2000, Jim Calhoun served as the main commencement speaker at AIC's 115th graduation exercises and received an honorary degree from his alma mater.

Jim Calhoun began his coaching career at AIC, serving as an assistant basketball coach from 1966-68. After one year as head coach of basketball at Old Lyme High School in Connecticut, and one year as head coach of Westport High School in Westport, MA, Jim Calhoun moved on to become head coach at Dedham High School in Massachusetts. He quickly rebuilt the program, fashioning a 21-1 record in 1971-72 and seeing his club advance to the State Division I semi-finals.

In October of 1972, he moved into the collegiate coaching ranks at Northeastern University in Boston. In the years to follow, the Northeastern Huskies would dominate the ECAC North Atlantic Conference under his guidance. Northeastern won the league's regular season championship four times and shared the top spot two other times in seven years of conference play. NU also won five of the seven league tournaments and Coach Calhoun's record against conference competition in his career at NU was 74-13. While at Northeastern, he was inducted into the NU Sports Hall of Fame.

In addition to his busy schedule as head coach of the Connecticut basketball program, Jim Calhoun and his family are heavily involved in a number of regional and national charitable and educational efforts.

In November of 1998, Jim Calhoun and his wife Pat began a wide- ranging commitment to the cardiology program at the University of Connecticut Health Center, establishing the Calhoun Cardiology Research Fund with a $125,000 gift. In 1999, the Jim Calhoun Celebrity Classic Golf Tournament was launched and during the past 10 years more than $3 million has been raised in support of the Jim and Pat Calhoun Cardiac Research Endowment Fund.

In recognition of the dedication and commitment of Jim Calhoun and his family to cardiology research, the entire cardiology program at the University of Connecticut Health Center has been named the "Pat and Jim Calhoun Cardiology Center". A formal naming ceremony recognizing the on-going work of the Calhoun family was held in the spring of 2004.

In 2006, Jim and Pat Calhoun became actively involved with raising public awareness and research funding for Autism Speaks. The effort seeks to expand services for individuals with Autism Spectrum Disorders (ADS) and their families.

Since 1999, the Jim Calhoun Holiday Food Drive has supported food assistance agencies that serve the State of Connecticut. Nearly $1 million has been raised for the Connecticut Foodbank and Foodshare, providing some 1.6 million meals to families in need across Connecticut and the food drive culminates each year with Jim Calhoun, his family, and his players personally delivering meals to hundreds of families in the Hartford area.

In both 2003 and 2004, Jim Calhoun served as celebrity host of Coaches versus Cancer events called "Hoops For Hope". The black-tie galas raised in excess of $400,000 for the American Cancer Society.

Since 2007, The CIGNA Jim Calhoun Cancer Challenge Ride has been staged annually to benefit The Carole and Ray Neag Comprehensive Cancer Center at the University of Connecticut Health Center and Coaches vs. Cancer, a program established in 1993 by the American Cancer Society. The three rides to date have raised more than $700,000 for the Neag Cancer Center while providing more than $50,000 to Coaches vs. Cancer.

In April of 2008, Jim Calhoun was presented with the Coaches vs. Cancer Champion Award by the National Association of Basketball Coaches (NABC). The Champion

Award, the highest honor of the Coaches vs. Cancer program, recognizes an individual who has demonstrated unique dedication and devotion to the American Cancer Society's fight against cancer.

For the past 14 years, Jim Calhoun has served as Honorary Chairman of the Juvenile Diabetes Foundation, helping generate in excess of $4.5 million to fund diabetes research.

Jim and Pat Calhoun have a long-standing involvement with the Franciscan Life Center, counseling and education center operated in Meriden, CT by the Franciscan Sisters of the Eucharist. The Calhoun family has been involved annually in fund-raising activities by the Franciscan Sisters. Jim Calhoun has been honored with the "Saint Francis Award" for his dedication to Christian values and outstanding athletic achievements and in 1998 the Franciscan Sisters dedicated an outdoor basketball area, "Calhoun's Court", in honor of the UConn head coach at the Franciscan Life Center in Meriden.

Coach Calhoun has also served as an Honorary Chairperson/Director for several other charitable programs including the Ronald McDonald House Kids Classic Golf Tournament, the Ray of Hope Foundation Golf Tournament, the Connecticut Children's Medical Center and Children's Miracle Network, and the "Character Counts" program in the state of Connecticut.

In 2004, Jim Calhoun was the first recipient of an award by the Swim Across The Sound Prostate Cancer Institute and he now serves as the Honorary Chairman for that group's fund-raising efforts.

In October of 2005, the University of Connecticut Alumni Association recognized Jim Calhoun's two decades of outstanding contributions at UConn by honoring Coach Calhoun with its "Honorary Alumni Award".

In the fall of 1999, Jim Calhoun completed work on a book. "Dare To Dream-Connecticut Basketball's Remarkable March To The National Championship" is a first person account by Coach Calhoun of his life as a college coach with specific focus on the 1998-99 season. Working with Coach Calhoun on the book was Leigh Montville, a former senior writer at Sports Illustrated and a UConn graduate.

In 2008, Jim Calhoun shared his secrets for motivation, success and leadership in a book titled "A Passion To Lead: Seven Leadership Secrets for Success in Business, Sports and Life." Coach Calhoun co-authored the book with Richard Ernsberger, a senior editor at Newsweek Magazine.

A graduate of Braintree (MA) High School, Jim Calhoun was a three-sport letter winner in football, basketball and baseball. As a senior captain, he earned All-Bay State League honors in football and basketball. His hometown of Braintree has bestowed a singular honor on Coach Calhoun, naming outdoor basketball courts in a city facility "Calhoun Park". He continues to return to Braintree to speak and conduct basketball clinics for area youths.

Born May 10, 1942 in Braintree, MA, Jim Calhoun and his wife Pat were married in 1966 and live in Pomfret, Connecticut. They have two sons, James and Jeffrey. James and his wife Jennifer live in California with daughters, Emily (born 3/5/99) and Katie (born 12/29/00) and a son Sam (born 6/8/03). Jeffrey and his wife Amy live in Connecticut with daughters Avery (born 1/26/02), Reese (born 4/7/03) and Peyton (born 3/26/05).



The Calhoun Family
Front row from left: Katie, Peyton, Emily and Sam.
Back row from left: Jeff, Amy, Reese, Avery, Pat, Jim, Jennifer, James.

WHAT JIM CALHOUN MEANS TO ME

● 2004, 1999 NCAA National Champions ● 2009, 2004, 1999 NCAA Final Four ●



"Coach Calhoun made sure he prepared me during my years at Connecticut for anything I may face in the future. He helped me mature as a person and a player. He was someone I knew I could seek out at any time if I had a problem and he, along with my mother, helped guide me as I had to make that very difficult decision about moving on to the NBA after three years at Connecticut. He'll always be there to support me and I'll always be an ambassador for my coach and my basketball program at the University of Connecticut."

RAY ALLEN
UConn All-American in 1994-95 and 1995-96
2007-08 NBA Champion with the Boston Celtics



"Coach Calhoun really motivated me at UConn and got the most out of me. He's a competitive coach and I don't think I would be where I am today if he hadn't been there to push me in the right direction. He always made sure you went to class and made sure you were in the best physical shape you could be in. He taught us all about the game, both the things we did right and about our mistakes. He was always there to make us better players, instead of just being regular players."

CLIFFORD ROBINSON
Played 18 Seasons in the NBA from 1989-2007



"Playing for Coach Calhoun was always demanding. We practiced hard and we played hard. But, it was a good experience to play for him because you always learned that you never got something worthwhile without a good effort. As long as you worked hard for Coach Calhoun, he would work to make you better. He makes sure the team is a family. As a team, we did everything together. We practiced together, we went to study hall together, and we hung out together. We did everything together off the court, and I believe that made us a better team on the court."

JOHN GWYNN
UConn '91, Probation Officer/State of Connecticut

"Basketball at Connecticut has opened up a lot of doors for me and one of those doors was a good education. Even when it was time to move on to the NBA after my junior year and with a national championship in hand, I didn't want to leave. I loved college and everything that college represented. I'm still maturing, on and off the court, but after being with Coach Calhoun at UConn I know I'm better prepared to complete my growing process and deal with the everyday pressures of life in the NBA. UConn was a perfect fit for me. I have great friends from my days at UConn, we played basketball at the highest level, Coach Calhoun prepared me to play in the NBA because of our style of full court basketball, and we won a national championship."

RICHARD "RIP" HAMILTON
UConn All-American in 1997-98 and 1998-99
2003-04 NBA Champion with the Detroit Pistons

WHAT JIM CALHOUN MEANS TO ME

"When I first came to UConn and started my college career, I wasn't sure I belonged at the college level. Coach Calhoun told me not to worry, that I had the ability to be a very important part of the UConn program. A lot of my individual success stems from the confidence Coach Calhoun instilled in me. He encouraged me to be a leader on the court and to get the most from the talent I possessed. He'd tell me not to hold back, not to blend in, but to strive to be the best I could be. I had three great years at Connecticut playing for Coach Calhoun and developing as a person and a player. When I made my decision to move from the college ranks to the NBA, I no longer had any doubts about my ability. Coach Calhoun had prepared me very well for my next step in basketball and in life."

DONYELL MARSHALL
UConn All-American in 1993-94

"When Coach Calhoun first came to UConn in 1986, he put everything right up front. He told us if we trust and believe in him, that he will help us become winners on the court and in the classroom. Today, I feel I can still call him and talk to him about anything. A few years ago, I came back for a team barbecue at his house and he pulled me aside. He reminded me that I would always be a part of his family."

PHIL GAMBLE
UConn '89, MVP of the 1988 NIT

"The first thing people always know about Coach Calhoun is the way he motivates people and can get them ready for any challenge. That's certainly true, but I've always thought of Coach Calhoun as a teacher first. By the time you've finished four years at UConn, you will have learned a lot about yourself, both as a player and as a person."

TATE GEORGE
UConn '90





"When I first arrived at Connecticut in the fall of 1992 I didn't really understand what Coach Calhoun wanted for me. It probably took me until the beginning of my third year before I realized that Coach had a definite game plan for me. It involved a lot of hard work on my part, but the plan was to culminate with me getting a quality education at UConn and also progressing from a college athlete to a professional athlete. We had some wonderful success at Connecticut, and I'm very proud to have been part of that success. When I graduated, and when I became a First Round pick in the NBA, I knew Coach Calhoun's game plan for me was right on target. When I had an opportunity to sign a significant multi-year contract in the NBA, I immediately got Coach on the phone for his counsel. I'll always thank Coach Calhoun for pushing me to be the best, and for believing in me."

TRAVIS KNIGHT
UConn '96

"Playing basketball at UConn is definitely a brotherhood. Coach Calhoun is a big part of that, keeping us all together. Success on the court and in the classroom are a big part of what UConn and Coach Calhoun are about, but the biggest thing is that we are all a family. Coach Calhoun always wanted to make it a family atmosphere."

KEVIN OLLIE
UConn '95



"Coach Calhoun believed that I had tremendous potential, as a player and as a person. He always talked to me about the great history that we have at Connecticut and that I could be a part of that if I willed myself to want it enough. I wanted it and now I'm glad that I listened to Coach. Just to be mentioned in the same breath as some of the special players that have played at UConn is an honor and Coach Calhoun helped me get to that point."

CARON BUTLER
UConn All-American in 2001-02

HEAD COACH JIM CALHOUN CAREER RECORDS AND MILESTONES

● 2004, 1999 NCAA National Champions ● 2009, 2004, 1999 NCAA Final Four ●



The Road To 800 Career Wins

1st Win—December 9, 1972
82-66 over St. Michael's (at Northeastern)

100th Win—January 7, 1980
88-81 over AIC (at Northeastern)

200th Win—March 13, 1984
90-87 over Long Island U.
(NCAA Tourney at Palestra)

300th Win—December 4, 1989
87-65 over Maryland (at Hartford CC)

400th Win—February 5, 1994
73-57 over Miami (at Gampel Pavilion)

500th Win—January 11, 1998
80-68 at Boston College

600th Win—December 2, 2001
84-76 over George Washington
(at MCI Center, Washington, DC)

700th Win—March 2, 2005
83-64 over Georgetown
(at Gampel Pavilion)

800th Win-- February 25, 2009
93-82 at Marquette

37 seasons overall
805-342
23 seasons at UConn
557-205
14 seasons at Northeastern
248-137

1999 & 2004 NCAA National Champions
2009, 2004, 1999 NCAA Final Four
Naismith Memorial Basketball Hall of Fame Inductee
College Basketball Hall of Fame Inductee

All-Time Division I Coaching Win Leaders

	Name	Schools Coached (Years)	Wins
1.	Bob Knight	Army (66-71), Indiana (72-00), Texas Tech (02-08)	902
2.	Dean Smith	North Carolina (62-97)	879
3.	Adolph Rupp	Kentucky (54-72)	876
4.	**Mike Krzyzewski**	**Army (76-80), Duke (81-+)**	**832**
5.	Jim Phelan	Mount St. Mary's (55-03)	830
6.	**JIM CALHOUN**	**Northeastern (73-86), Connecticut (87-+)**	**805**
7.	Eddie Sutton	Creighton (70-74), Ark. (75-85), Ky. (86-89), Ok St (91-06), USF (07-+)	804
8.	**Jim Boeheim**	**Syracuse (77-+)**	**799**
9.	Lefty Driesell	Davidson (61-69), Maryland (70-86), JMU (89-97), GA St. (98-03)	786
10.	Lute Olson	Long Beach St. (74), Iowa (75-83), Arizona (84-+)	780

MOST 30-WIN SEASONS

1.	Mike Krzyzewski	10
2.	Roy Williams	9
3.	**JIM CALHOUN**	**7**
4.	John Calipari	5
	Rick Pitino	5
6.	Bob Knight	4
	Nolan Richardson	4
	Adolph Rupp	4
	Jerry Tarkanian	4
	John Wooden	4

MOST 20-WIN SEASONS

1.	Jim Boeheim	31
2.	Dean Smith	30
3.	Bob Knight	29
	Lute Olson	29
5.	Mike Krzyzewski	25
	Eddie Sutton	25
	Jerry Tarkanian	25
8.	**JIM CALHOUN**	**23**
	Adolph Rupp	23
10.	Lefty Driesell	22

NCAA TOURNAMENT WINS ALL-TIME

1.	Mike Krzyzewski	71-22
2.	Dean Smith	65-27
3.	Roy Williams	54-18
4.	John Wooden	47-10
5.	Lute Olson	46-27
6.	Bob Knight	45-24
7.	**JIM CALHOUN**	**43-18**
8.	Denny Crum	42-23
8.	Jim Boeheim	42-26

NCAA TOURNAMENT WINS 1990-2008

1.	Mike Krzyzewski	55-16
2.	Roy Williams	54-18
3.	**JIM CALHOUN**	**40-13**
4.	Rick Pitino	34-10
4.	Lute Olson	33-16
6.	Tom Izzo	31-11
7.	Tubby Smith	29-13
8.	Jim Boeheim	26-14
9.	Nolan Richardson	25-10
10.	Dean Smith	24-7

Most Collegiate Games Coached
Active Division I Head Coaches

1.	**JIM CALHOUN**	**(37 Seasons)**	**1,147**
2.	Mike Krzyzewski	(34 Seasons)	1,108
3.	Jim Boeheim	(33 Seasons)	1,087
4.	Tom Penders	(38 Seasons)	1,051
5.	Homer Drew	(33 Seasons)	1,000

Most Collegiate Games Coached
All-Time Division I Head Coaches

1.	Jim Phelan	(49 Seasons)	1,354
2.	Bob Knight	(42 Seasons)	1,273
3.	Lou Henson	(41 Seasons)	1,191
4.	Lefty Driesell	(41 Seasons)	1,180
5.	**JIM CALHOUN**	**(37 Seasons)**	**1,147**
6.	Dean Smith	(36 Seasons)	1,133

BIG EAST All-Time Winningest Coaches
By Victories
(Regular Season & Tournament)

1.	Jim Boeheim	(30 Seasons)	356-199
2.	**JIM CALHOUN**	**(23 Seasons)**	**282-151**
3.	John Thompson	(20 Seasons)	231-123
4.	Lou Carnesecca	(13 Seasons)	139-80
5.	Rollie Massimino	(12 Seasons)	123-92

BIG EAST All-Time Winningest Coaches
By Victories
(BIG EAST Tournament)

1.	Jim Boeheim	(30 Seasons)	45-25
2.	John Thompson	(20 Seasons)	33-13
3.	**JIM CALHOUN**	**(23 Seasons)**	**28-17**
4.	Rollie Massimino	(12 Seasons)	13-12
4.	P.J. Carlesimo	(12 Seasons)	13-10

●Ten BIG EAST Regular Season Championships ● Six BIG EAST Tournament Championships ●



GEORGE BLANEY

Associate Head Coach
Ninth Season
at Connecticut
(Holy Cross, 1961)





George Blaney was selected by the New York Knicks in the 1961 NBA Draft and played during the 1961-62 season with the Knicks.

George Blaney, a 2003 inductee in the New England Basketball Hall of Fame, is entering his ninth season as a member of the Connecticut basketball staff in the 2009-10 season. He was named the Associate Head Coach in July of 2007.

Blaney brings to the Connecticut staff more than 30 years of coaching experience. He was an All-New England college basketball standout at Holy Cross, scoring 1,012 points in his college career and leading the Crusaders to back-to-back 20-win seasons before graduating in 1961. Blaney was a fourth round selection of the New York Knicks in the 1961 NBA Draft and played during the 1961-62 season with the Knicks.

In May of 2007, Blaney received the Saint Francis Award at the Franciscan Sports Banquet sponsored by the Franciscan Life Center of Meriden, Conn. The award is given to an individual who exemplifies commitment and dedication to athletics, family, community and church.

Blaney began his coaching career as head coach at Hudson Catholic High School in Jersey City, NJ in 1965. He moved into the college coaching ranks two years later when he was named head coach at Stonehill (MA) College. After two seasons at Stonehill, Blaney spent three years as head coach at Dartmouth College before returning to his alma mater and coaching the Holy Cross program for the next 22 years.

While directing the Holy Cross program, Blaney led the Crusaders to three NCAA tournament berths, five invitations to the NIT, and a 357-276 overall record. Holy Cross posted seven 20-win seasons during Blaney's tenure as head coach.

In 1994, George Blaney joined the BIG EAST Conference and spent three seasons as head coach at Seton Hall. He departed the college coaching ranks to become Vice President of Basketball Operations for the International Basketball League in 1998. He remained in that post for two years before joining the University of Rhode Island as an assistant coach during the 2000-2001 season.

In 30 seasons as a collegiate head coach, Blaney posted an impressive overall record of 459-382.

During his coaching career, Blaney spent 12 years on the Board of Directors of the National Association of Basketball Coaches (NABC) and served as the organization's president in 1993-94. He has earned numerous honors including the 1996 Bob Cousy Humanitarian Award; 1994 Eastern Basketball Magazine's Man of the Year; 1990 Metro Atlantic Athletic Conference Coach of the Year; 1982 inductee into the Holy Cross Hall of Fame; 1981 inductee into the Hudson County Hall of Fame; 1980 U.S. Olympic Festival coach; 1977 Eastern Coach of the Year; and 1976 Hugh Greer Memorial New England Coach of the Year.

Born November 12, 1939, Blaney and his wife, Maryellen, have two daughters and three sons, along with five grandchildren.

• 2004, 1999 NCAA National Champions • 2009, 2004, 1999 NCAA Final Four •



ANDRE LaFLEUR

Assistant Coach
Ninth Season
at Connecticut
(Northeastern, 1988)



Andre LaFleur was a prime recruit for then-Northeastern head coach Jim Calhoun and played for Coach Calhoun for three seasons.

Andre LaFleur is entering his ninth year on the UConn Basketball staff in 2009-10 and his sixth season as an assistant coach. He spent three seasons as the Director of Basketball Operations before moving into the assistant coaching role beginning with the 2004-05 campaign.

LaFleur is a graduate of Northeastern University where he was one of the nation's premier point guards. A native of Los Angeles and a product of Governor Dummer Academy in South Byfield, Mass., he was a prime recruit for then-Northeastern head coach Jim Calhoun in a class that included Wes Fuller and Reggie Lewis.

The impact of that freshman class at Northeastern was instantaneous. The Huskies romped through their conference schedule with a perfect 14-0 mark and an overall record of 27-5. They won the ECAC North Atlantic title and went on to the NCAA Tournament. This pattern continued throughout his career as every year the Huskies won the league crown and went on to the NCAAs. From the 1983-84 season through LaFleur's senior year of 1986-87, the team boasted a conference record of 60-6 and an overall record of 102-26. During one stretch, the Huskies won 38 consecutive home games.

LaFleur played 4,405 minutes in 128 consecutive games - more minutes and more games than any other Northeastern player, past or present. LaFleur scored 1,143 career points, graduating as the 10th all-time leading scorer in NU history and he is a member of the Northeastern Hall of Fame. He registered 89 steals as a senior and 252 for his career, both still Northeastern records. His total of 894 career assists set a new NCAA record in 1988 and he still ranks in the Top 15 in NCAA history. As a junior and senior, LaFleur was named All-Conference, while serving as a tri-captain with Fuller and Lewis. As a freshman, he made the conference All-Rookie Team.

LaFleur was a fifth-round draft pick of the Houston Rockets in 1987 and lasted until the team's final cut of the preseason. He then played and coached professionally in Australia and overseas for 11 seasons. After completing his professional career, Andre took a position as School Sports Coordinator for the Sydney City Basketball Association.

Born March 22, 1965, Andre, and his wife Alana reside in Manchester and have two sons, Adonis and Adrian.





PATRICK SELLERS

Assistant Coach
Sixth Season
at Connecticut
(Central Connecticut, 1991)



Patrick Sellers is entering his sixth season on the basketball staff at the University of Connecticut in 2009-10. He was promoted to the position of assistant coach in the spring of 2007 after spending his first three seasons as the Director of Basketball Operations.

Sellers came to Connecticut after spending the 2003-04 season as an assistant coach at the University of Massachusetts, where he served as a recruiter and was instrumental in the development of the UMass frontcourt.

Patrick is the older brother of former Husky standout and team captain Rod Sellers, who played at UConn from 1989-1992.

Sellers moved to UMass from his alma mater, Central Connecticut State University, where he spent four seasons with head coach Howie Dickenman, a former UConn assistant coach. Patrick helped the Blue Devils to NCAA Tournament appearances in 2000 and 2002, winning the Northeast Conference Regular Season and Tournament Championship in both of those seasons. During his time as an assistant coach at Central Connecticut, his responsibilities included recruiting, inside player development, scouting and assisting with on-court practices. He also served as a co-director of the Howie Dickenman Basketball School.

Prior to his time at Central Connecticut State, Sellers served as the head coach at St. Thomas Aquinas High School in New Britain, Conn. In his first season as the varsity head coach in 1998, Sellers led the Saints to a Northwest Conference Championship. His team also made back-to-back appearances in the state playoffs during the 1998 and 1999 seasons. Sellers originally joined the basketball staff at St. Thomas Aquinas in 1994 as the junior varsity coach and an assistant under head coach Jerry DeGregorio.

A 1991 graduate of Central Connecticut State with a bachelor's degree in accounting, Sellers served as the Blue Devils' captain during his senior season, and was named East Coast Conference Defensive Player of the Year in 1991. He led the team in rebounding in both his junior and senior seasons, finishing his career with 581 rebounds. He played professionally in Europe in the British Basketball League during the 1992-93 season.

Born December 28, 1968, Patrick resides in Vernon.



BEAU ARCHIBALD

Director of Operations
Third Season
at Connecticut
(Connecticut, 2003)



Beau Archibald is entering his third season on the UConn Basketball staff after being named the Director of Men's Basketball Operations on June 11, 2007.

Archibald brings a variety of coaching and playing experience to the Husky program, including three seasons as a member of the UConn squad as a student-athlete. Archibald was a medical redshirt in 1998-99 as he recovered from surgery on both knees for patella tendinitis. He saw action in nine games for the Huskies in 1999-00. During the 2000-01 season, Archibald worked as an assistant to the coaching staff while still on scholarship.

Before returning to UConn, Archibald spent the previous five seasons working as an assistant coach on both a full-time and volunteer basis. In 2006-07, Archibald worked as an assistant coach at Florida International University. He was an assistant coach at the University of Texas at San Antonio in 2005-06 and served as an assistant coach and recruiting coordinator for Hugh Durham at Jacksonville University in 2004-05. In 2003-04, Beau was an assistant coach and recruiting coordinator at Florida Atlantic University. He assisted the coaching staff on a volunteer basis at Texas Tech University in 2002-03.

Archibald earned his bachelor of arts from UConn in May of 2003 and earned an associate degree from Utah Valley State College. He spent his freshman season at Washington State in 1996-97, playing in 29 games at the Pac-10 school. He played in only nine games in 1997-98 at Utah Valley State before undergoing the first of three knee surgeries in January of 1998. He also had knee procedures performed in January of 1999 and April of 1999 while at Connecticut. His knee injuries finally forced him to end his collegiate playing career prior to the 2000-01 season at UConn.

Archibald was born on December 19, 1976 and is a native of Los Angeles. He attended high school in Arizona and Utah while his father, the late Lynn Archibald, coached at UNLV, USC, Utah, Idaho State, BYU and Arizona State. He was the head coach at Idaho State (1977-82) and Utah (1984-89). His brother Damon has been an assistant coach at New Mexico State, Iowa State, USC and Pepperdine.

Connecticut Basketball History



Senior Jerome Dyson

UConn Basketball All-Time Head Coaches



HUGH GREER
1946-63
286-112 (.719)



DEE ROWE
1969-77
120-88 (.577)

Years	Coach	W	L	PCT.
Pre-1915	No Coach	45	44	.506
1915-19	John F. Donahue	11	23	.324
1919-21	M.R. Swartz	14	14	.500
1921-22	J.W. Tasker	15	5	.750
1922-23	Roy J. Guyer	8	6	.571
1923-27	Sumner A. Dole	39	25	.609
1927-31	Louis A. Alexander	35	19	.648
1931-36	John J. Heldman, Jr.	19	42	.311
1935-36	J.O. Christian (Interim)	3	10	.231
1936-45	Don White	94	59	.614
1945-46	Blair Gullion	14	7	.667
1946-63	Hugh S. Greer	287	113	.718
1963	George Wigton (Interim)	11	4	.733
1963-67	Fred A. Shabel	72	29	.713
1967-69	Burr Carlson	16	32	.333
1969-77	Donald "Dee" Rowe	120	88	.577
1977-86	Dominic "Dom" Perno	139	114	.549
1986-	James A. Calhoun	557	205	.731
Totals		**1499**	**839**	**.641**



JIM CALHOUN
1986-Present
557-205 (.731)

UConn Basketball All-Time Assistant Coaches

Greg Ashford (8 seasons)	85-86, 84-85, 83-84, 82-83, 81-82, 80-81, 79-80, 78-79
Fred Barakat (1 season)	69-70
Steven F. Bell (4 seasons)	75-76, 74-75, 73-74, 72-73
George Blaney (8 seasons)	08-09, 07-08, 06-07, 05-06, 04-05, 03-04, 02-03, 01-02
Don Burns (1 season)	60-61
Bill Cardarelli (1 season)	86-87
Burr Carlson (3 seasons)	66-67, 65-66, 64-65
Jack Coniam (2 seasons)	68-69, 67-68
James Connors (1 season)	49-50
Howie Dickenman (14 seasons)	95-96, 94-95, 93-94, 92-93, 91-92, 90-91, 89-90, 88-89, 87-88, 86-87, 85-86, 84-85, 83-84, 82-83
Bill Gaertner (1 season)	71-72
Hugh Greer (1 season)	46-47
Karl Hobbs (8 seasons)	00-01, 99-00, 98-99, 97-98, 96-97, 95-96, 94-95, 93-94
Charles Hovarth (2 seasons)	48-49, 47-48
Billy Kalbaugh (1 season)	70-71
Andre LaFleur (5 seasons)	08-09, 07-08, 06-07, 05-06, 04-05
Dave Leitao (14 seasons)	01-02, 00-01, 99-00, 98-99, 97-98, 96-97, 93-94,92-93, 91-92, 90-91, 89-90, 88-89, 87-88, 86-87
Mike McKay (1 season)	83-84
Glen Miller (6 seasons)	91-92, 90-91, 89-90, 88-89, 87-88, 86-87
Tom Moore (13 seasons)	06-07, 05-06, 04-05, 03-04, 02-03, 01-02, 00-01, 99-00, 98-99, 97-98, 96-97, 95-96, 94-95
Charles Muzikevik (1 season)	49-50
Jim O'Brien (5 seasons)	81-82, 80-81, 79-80, 78-79, 77-78
Dom Perno (5 seasons)	76-77, 75-76, 74-75, 73-74, 72-73
Arthur A. Perry (2 seasons)	77-78, 76-77
Steve Pikiell (1 season)	91-92
Nick Rodis (8 seasons)	61-62, 60-61, 59-60, 58-59, 57-58, 56-57, 55-56, 54-55
Patrick Sellers (2 seasons)	08-09, 07-08
Steve Siegrist (4 seasons)	85-86, 84-85, 83-84, 82-83
Bob Staak (2 Seasons)	73-74, 72-73
Dick Stewart (1 Season)	69-70
Bill Stuart (4 seasons)	82-83, 81-82, 80-81, 79-80
Dan Switchenko (1 season)	74-75
Jim Valvano (2 seasons)	71-72, 70-71
Clyde Vaughan (2 seasons)	03-04, 02-03
Stan Ward (2 seasons)	53-54, 52-53
George L. Wigton (3 seasons)	63-64, 62-63, 61-62
Scott Wissell (2 seasons)	90-91, 89-90
Paul White (1 season)	52-53
Ted Woodward (3 seasons)	88-89, 87-88, 86-87

*-- list includes assistant coaches from 1946-47 through present.

YEAR-BY-YEAR TEAM RECORDS



●Ten BIG EAST Regular Season Championships ● Six BIG EAST Tournament Championships ●

Year	Head Coach	Overall Record	Conference Record	Home Record	Away Record	Neutral Record	UC Pts. Scored	Opp.Pts Scored	Post Season
1900-01	No Coach	1-0	NA	NA	NA	NA	17	12	--
1901-02	No Coach	5-5	NA	NA	NA	NA	303	231	--
1902-03	No Coach	5-2	NA	NA	NA	NA	121	121	--
1903-04	No Coach	6-3	NA	NA	NA	NA	277	211	--
1904-05	No Coach	3-3	NA	NA	NA	NA	256	228	--
1905-06	No Coach	6-3	NA	NA	NA	NA	549	268	--
1906-07	No Coach	5-7	NA	NA	NA	NA	428	354	--
1907-08	No Coach	6-9	NA	NA	NA	NA	276	401	--
1908-09	No Coach				**No Competition**				
1909-10	No Coach				**No Competition**				
1910-11	No Coach	1-2	NA	NA	NA	NA	82	98	--
1911-12	No Coach	6-3	NA	NA	NA	NA	244	192	--
1912-13	No Coach	0-3	NA	NA	NA	NA	44	150	--
1913-14	No Coach				**No Competition**				
1914-15	No Coach	1-4	NA	NA	NA	NA	96	118	--
1915-16	John F. Donahue	5-3	NA	NA	NA	NA	269	184	--
1916-17	John F. Donahue	4-6	NA	NA	NA	NA	256	279	--
1917-18	John F. Donahue	1-6	NA	NA	NA	NA	163	240	--
1918-19	John F. Donahue	1-8	NA	NA	NA	NA	247	333	--
1919-20	M.R. Schwartz	7-5	NA	NA	NA	NA	397	307	--
1920-21	M.R. Schwartz	7-9	NA	NA	NA	NA	412	426	--
1921-22	J.W. Tasker	15-4	NA	NA	NA	NA	543	472	--
1922-23	J.W. Tasker/Roy Guyer	8-7	NA	NA	NA	NA	429	433	--
1923-24	Sumner A. Dole	4-8	NA	NA	NA	NA	302	326	--
1924-25	Sumner A. Dole	10-4	NA	NA	NA	NA	468	329	--
1925-26	Sumner A. Dole	11-3	NA	NA	NA	NA	496	402	--
1926-27	Sumner A. Dole	9-7	NA	NA	NA	NA	515	479	--
1927-28	Louis A. Alexander	11-3	NA	NA	NA	NA	520	402	--
1928-29	Louis A. Alexander	11-6	NA	NA	NA	NA	557	504	--
1929-30	Louis A. Alexander	8-7	NA	NA	NA	NA	451	409	--
1930-31	Louis Alexander/Sumner A. Dole	10-6	NA	NA	NA	NA	525	469	--
1931-32	John J. Heldman, Jr.	3-11	NA	NA	NA	NA	367	499	--
1932-33	John J. Heldman, Jr.	4-12	NA	NA	NA	NA	449	519	--
1933-34	John J. Heldman, Jr.	5-10	NA	NA	NA	NA	458	514	--
1934-35	John J. Heldman, Jr.	7-8	NA	NA	NA	NA	512	515	--
1935-36	John Heldman/J.O. Christian	3-11	NA	NA	NA	NA	479	649	--
1936-37	Don White	11-7	NA	NA	NA	NA	783	691	--
1937-38	Don White	13-5	NA	NA	NA	NA	954	816	--
1938-39	Don White	12-6	NA	NA	NA	NA	857	850	--
1939-40	Don White	9-7	NA	NA	NA	NA	927	795	--
1940-41	Don White	14-2	NA	NA	NA	NA	968	712	--
1941-42	Don White	12-5	NA	NA	NA	NA	952	796	--
1942-43	Don White	8-7	NA	NA	NA	NA	839	750	--
1943-44	Don White	10-9	NA	NA	NA	NA	955	906	--
1944-45	Don White	5-11	NA	NA	NA	NA	780	862	--
1945-46	Blair Gullion	11-6	NA	NA	NA	NA	826	707	--
1946-47	Blair Gullion/Hugh S. Greer	16-2	NA	NA	NA	NA	1214	798	--
1947-48	Hugh S. Greer	17-6	NA	NA	NA	NA	1297	1083	--
1948-49	Hugh S. Greer	19-6	NA	NA	NA	NA	1458	1223	--
1949-50	Hugh S. Greer	17-8	NA	11-3	6-5	0-0	1651	1417	--
1950-51	Hugh S. Greer	22-4	NA	11-2	11-2	0-0	1742	1454	NCAA
1951-52	Hugh S. Greer	20-7	NA	12-2	8-5	0-0	1814	1604	--
1952-53	Hugh S. Greer	17-4	NA	11-1	6-3	0-0	1664	1377	--
1953-54	Hugh S. Greer	23-3	NA	11-0	10-2	2-1	2147	1721	NCAA
1954-55	Hugh S. Greer	20-5	NA	10-2	10-2	0-1	2252	1834	NIT
1955-56	Hugh S. Greer	17-11	NA	8-4	6-5	3-2	2333	2228	NCAA
1956-57	Hugh S. Greer	17-8	NA	7-5	8-2	2-1	2183	1901	NCAA
1957-58	Hugh S. Greer	17-10	NA	11-6	4-2	2-2	2191	1914	NCAA
1958-59	Hugh S. Greer	17-7	NA	9-3	7-3	1-1	1650	1504	NCAA
1959-60	Hugh S. Greer	17-9	NA	12-2	5-6	0-1	1910	1717	NCAA
1960-61	Hugh S. Greer	11-13	NA	8-2	3-9	0-2	1828	1872	--
1961-62	Hugh S. Greer	16-8	NA	12-3	4-5	0-0	1827	1695	--
1962-63	Hugh S. Greer/George Wigton	18-7	NA	10-2	8-4	0-1	1938	1638	NCAA
1963-64	Fred A. Shabel	16-11	NA	9-3	6-6	2-1	1776	1604	NCAA
1964-65	Fred A. Shabel	23-3	NA	12-1	10-0	1-2	2212	1729	NCAA
1965-66	Fred A. Shabel	16-8	NA	8-3	8-5	0-0	2022	1708	--
1966-67	Fred A. Shabel	17-7	NA	13-2	4-4	0-1	1944	1678	NCAA
1967-68	Burr Carlson	11-13	NA	7-5	4-7	0-1	1699	1658	--
1968-69	Burr Carlson	5-19	NA	5-7	0-12	0-0	1839	2090	--
1969-70	Donald "Dee" Rowe	14-9	NA	7-3	7-4	0-2	1802	1783	--
1970-71	Donald "Dee" Rowe	10-14	NA	6-5	3-8	1-1	1883	1952	--
1971-72	Donald "Dee" Rowe	8-17	NA	6-8	2-8	0-1	1774	1853	--
1972-73	Donald "Dee" Rowe	15-10	NA	8-4	7-6	0-0	2024	1953	--
1973-74	Donald "Dee" Rowe	19-8	NA	10-2	7-4	2-2	2057	1914	NIT
1974-75	Donald "Dee" Rowe	18-10	NA	11-2	6-3	1-5	2207	2108	NIT
1975-76	Donald "Dee" Rowe	19-10	NA	8-4	7-4	4-2	2320	2169	NCAA
1976-77	Donald "Dee" Rowe	17-10	NA	12-4	4-4	1-2	1962	1900	--
1977-78	Dominic "Dom" Perno	11-15	NA	9-5	2-8	0-2	1759	1844	--
1978-79	Dominic "Dom" Perno	21-8	NA	12-1	5-5	4-2	2281	2120	NCAA
1979-80	Dominic "Dom" Perno	20-9	3-3	14-3	4-5	2-1	2164	2028	NIT
1980-81	Dominic "Dom" Perno	20-9	8-6	11-4	9-4	0-1	2017	1835	NIT
1981-82	Dominic "Dom" Perno	17-11	7-7	10-3	7-7	0-1	1896	1780	NIT
1982-83	Dominic "Dom" Perno	12-16	5-11	6-7	5-8	1-1	1975	2003	--
1983-84	Dominic "Dom" Perno	13-15	5-11	9-6	4-8	0-1	1992	2008	--
1984-85	Dominic "Dom" Perno	13-15	6-10	10-7	3-7	0-1	1991	1993	--
1985-86	Dominic "Dom" Perno	12-16	3-13	9-6	3-9	0-1	1913	1941	--
1986-87	James A. Calhoun	9-19	3-13	7-9	2-9	0-1	1740	1921	--
1987-88	James A. Calhoun	20-14	4-12	12-6	5-7	3-1	2374	2239	NIT
1988-89	James A. Calhoun	18-13	6-10	14-4	4-8	0-1	2255	2058	NIT
1989-90	James A. Calhoun	31-6	12-4	17-1	8-4	6-2	2926	2446	NCAA
1990-91	James A. Calhoun	20-11	9-7	12-4	6-5	2-2	2271	2023	NCAA
1991-92	James A. Calhoun	20-10	10-8	14-2	5-6	1-2	2371	2133	NCAA
1992-93	James A. Calhoun	15-13	9-9	10-6	5-5	0-2	2113	2011	NIT
1993-94	James A. Calhoun	29-5	16-2	15-0	9-2	5-3	2888	2333	NCAA
1994-95	James A. Calhoun	28-5	16-2	14-1	8-2	6-2	2837	2455	NCAA
1995-96*	James A. Calhoun	30-2	17-1	15-0	10-1	5-1	2890	2265	NCAA
1996-97	James A. Calhoun	18-15	7-11	12-7	4-5	2-3	2170	2010	NIT
1997-98	James A. Calhoun	32-5	15-3	17-0	7-3	8-2	2836	2363	NCAA
1998-99	James A. Calhoun	34-2	16-2	13-2	11-0	10-0	2781	2207	NCAA
1999-00	James A. Calhoun	25-10	10-6	13-3	6-4	6-3	2485	2152	NCAA
2000-01	James A. Calhoun	20-12	8-8	16-2	1-8	3-2	2348	2185	NIT
2001-02	James A. Calhoun	27-7	13-3	13-2	7-3	7-2	2646	2354	NCAA
2002-03	James A. Calhoun	23-10	10-6	14-2	5-6	4-2	2622	2351	NCAA
2003-04	James A. Calhoun	33-6	12-4	17-1	6-4	10-1	3073	2493	NCAA
2004-05	James A. Calhoun	23-8	13-3	14-3	7-3	2-2	2419	2072	NCAA
2005-06	James A. Calhoun	30-4	14-2	16-0	8-2	6-2	2781	2283	NCAA
2006-07	James A. Calhoun	17-14	6-10	15-5	2-8	0-1	2181	1938	--
2007-08	James A. Calhoun	24-9	13-5	16-1	7-4	1-4	2556	2266	NCAA
2008-09	James A. Calhoun	31-5	15-3	14-2	9-1	8-2	2819	2313	NCAA

*-- NCAA Tournament games later declared null and void

ALL-TIME RESULTS

● 2004, 1999 NCAA National Champions ● 2009, 2004, 1999 NCAA Final Four ●





2008-09
Head Coach: Jim Calhoun
31-5 overall, 15-3 BIG EAST
14-2 home, 9-1 away, 8-2 neutral
NCAA Final Four
U.S.V.I. Paradise Jam Champions
Rank

Date	Opponent	UC	Opp.	Att.	TV	Score
11/14	Western Carolina (GP)	2		9,820	--	W, 81-55
11/17	Hartford (XL)	2		11,849	MyTV9	W, 99-56
11/21	$ vs. LaSalle	2		3,095	MyTV9	W, 89-81
11/23	$ vs. Miami	2	17	3,271	FCS	W, 76-63
11/24	$ vs. Wisconsin	2	25	3,691	FSN	W, 76-57
11/29	Bryant (XL)	2		12,558	MyTV9	W, 88-58
12/1	Delaware St. (GP)	2		9,734	MyTV9	W, 79-49
12/4	at Buffalo	2		4,899	MyTV9	W, 68-64
12/15	Stony Brook (XL)	2		12,721	MyTV9	W, 91-57
12/20	% vs. Gonzaga	2	8	16,763	CBS	W, 88-83 ot
12/26	Fairfield (XL)	2		13,771	ESPNU	W, 75-55
12/29	Georgetown (XL)	2	11	16,294	ESPN	L, 63-74
1/3	Rutgers (GP)	2		10,167	MyTV9	W, 80-49
1/6	at West Virginia	5	25	13,920	ESPNU	W, 61-55
1/10	at Cincinnati	5		9,029	MyTV9	W, 81-72
1/15	at St. John's	4		7,545	ESPN	W, 67-55
1/18	Seton Hall (XL)	4		15,572	MyTV9	W, 76-61
1/21	Villanova (XL)	3	20	15,385	ESPN	W, 89-83
1/24	at Notre Dame	3	19	11,418	ESPN	W, 69-61
1/28	at DePaul	2		9,502	MyTV9	W, 71-49
1/31	Providence (GP)	2		10,167	MyTV9	W, 94-61
2/2	at Louisville	1	5	20,069	ESPN	W, 68-51
2/7	Michigan (GP)	1		10,167	ESPN	W, 69-61
2/11	Syracuse (GP)	1	23	10,167	ESPN	W, 63-49
2/14	at Seton Hall	1		9,800	MyTV9	W, 62-54
2/16	Pittsburgh (XL)	1	4	16,294	ESPN	L, 68-76
2/21	South Florida (XL)	1		15,451	MyTV9	W, 64-50
2/25	at Marquette	2	8	19,091	ESPN	W, 93-82
2/28	Notre Dame (GP)	2		10,167	CBS	W, 72-65
3/7	at Pittsburgh	1	3	12,908	CBS	L, 60-70
3/12	* vs. Syracuse	3	18	19,375	ESPN	L, 117-127 6ot
3/19	# vs. Chattanooga	5		18,322	CBS	W, 103-47
3/21	## vs. Texas A&M	5		19,894	CBS	W, 92-66
3/26	& vs. Purdue	5	17	20,101	CBS	W, 72-60
3/28	&& vs. Missouri	5	9	18,886	CBS	W, 82-75
4/4	^ vs. Michigan St.	5	8	72,456	CBS	L, 73-82

$ U.S.V.I. Paradise Jam, Univ. of the V.I., Charlotte Amalie, St. Thomas
% Battle in Seattle, Key Arena, Seattle, Wash.
* BIG EAST Tournament at Madison Square Garden, New York, N.Y.
# NCAA West Regional First Round, Philadelphia, Pa.
NCAA West Regional Second Round, Philadelphia, Pa.
& NCAA West Regional Semi-Finals, Glendale, Ariz.
&& NCAA West Regional Finals, Glendale, Ariz.
^ NCAA National Semifinals, Detroit, Mich.

2007-08
Head Coach: Jim Calhoun
24-9 overall, 13-5 BIG EAST
16-1 home, 7-4 away, 1-4 neutral
NCAA Tournament Participant
Rank

Date	Opponent	UC	Opp.	Att.	TV	Score
11/7	+ Morgan St. (GP)			9,711	ESPNU	W, 69-65
11/8	+ Buffalo (GP)			9,740	ESPNU	W, 82-57
11/15	$ vs. Gardner-Webb			7,308	espn2	W, 78-66
11/16	$ vs. Memphis		3	8,895	espn2	L, 70-81
11/20	Gardner-Webb (XL)			11,172	MyTV9	W, 89-72
11/26	Florida A&M (XL)			11,064	MyTV9	W, 93-54
12/1	% vs. Gonzaga		19	18,007	ESPN	L, 82-85
12/6	Northeastern (GP)			9,915	MyTV9	W, 69-60
12/16	Quinnipiac (XL)			11,497	MyTV9	W, 82-49
12/22	Maine (XL)			12,244	MyTV9	W, 105-60
12/28	at Central Florida			6,224	CSTV	W, 85-82
1/3	at Seton Hall			6,962	MyTV9	W, 98-86
1/5	at Notre Dame			10,505	ESPN	L, 67-73
1/8	St. John's (GP)			9,786	MyTV9	W, 81-65
1/12	at Georgetown		7	20,035	ESPN	L, 69-72
1/17	Providence (XL)			13,719	MyTV9	L, 65-77
1/20	Marquette (GP)		13	10,167	MyTV9	W, 89-73
1/23	at Cincinnati			10,481	MyTV9	W, 84-83
1/26	at Indiana		7	17,392	CBS	W, 68-63
1/28	Louisville (XL)			15,120	ESPN	W, 69-67
2/2	Pittsburgh (XL)		18	16,294	CBS	W, 60-53
2/6	at Syracuse	19		23,721	ESPN	W, 63-61
2/9	Georgia Tech (GP)	19		10,167	ESPN	W, 80-68
2/13	Notre Dame (GP)	17	20	10,167	ESPNU	W, 84-78
2/16	at South Florida	17		6,185	MyTV9	W, 74-73 ot
2/19	DePaul (XL)	13		14,858	ESPNU	W, 65-60
2/23	at Villanova	13		19,223	ESPN	L, 65-67
2/26	at Rutgers	15		5,833	MyTV9	W, 79-61
3/1	West Virginia (XL)	15		16,294	MyTV9	W, 79-71
3/6	at Providence	13		9,986	ESPN	L, 76-85
3/9	Cincinnati (GP)	13		10,167	MyTV9	W, 96-51
3/13	* vs. West Virginia	15		19,562	ESPN	L, 72-78
3/21	# vs. San Diego	16		15,920	CBS	L, 69-70 ot

+ 2K Sports College Hoops Classic, Gampel Pavilion, Storrs, Conn.
$ 2K Sports College Hoops Classic, Madison Square Garden, New York, N.Y.
% The Hartford Hall of Fame Showcase, TD Banknorth Garden, Boston, Mass.
* BIG EAST Tournament at Madison Square Garden, New York, N.Y.
# NCAA West Regional First Round, Tampa, Fla

2006-07
Head Coach: Jim Calhoun
17-14 overall, 6-10 BIG EAST
15-5 home, 2-8 away, 0-1 neutral
Rank

Date	Opponent	UC	Opp.	Att.	TV	Score
11/10	Quinnipiac (GP)	18		10,167	CW 20	W, 53-46
11/17	Cent. Arkansas (HCC)$	21		14,557	--	W, 88-59
11/18	Fairfield (HCC)$	21		14,232	Fox 61	W, 74-49
11/19	Mississippi (HCC)$	21		14,813	ESPNU	W, 77-59
11/26	Albany (GP)	18		10,167	CW 20	W, 86-55
11/29	Sacred Heart (GP)	20		10,167	CW 20	W, 89-46
12/3	Texas Southern (GP)	20		10,167	--	W, 106-55
12/6	Northeastern (GP)	19		10,167	Fox 61	W, 81-53
12/17	St. Mary's (CA) (HCC)	14		14,308	CW 20	W, 89-73
12/20	Pepperdine (HCC)	14		15,117	ESPNU	W, 88-66
12/27	Coppin State (HCC)	12		15,351	--	W, 84-41
12/30	at West Virginia	12		11,903	espn2	L, 71-81
1/2	South Florida (HCC)	18		15,174	CW 20	W, 69-50
1/6	at Louisiana State	18	14	13,121	ESPN	L, 49-66
1/10	Marquette (GP)	24		10,167	Fox 61	L, 69-73
1/13	at St. John's	24		12,178	CW 20	W, 68-59
1/16	at Pittsburgh		6	12,508	espn2	L, 54-63
1/20	Indiana (HCC)			16,294	CBS	L, 73-77
1/22	at Louisville			19,876	ESPN	L, 54-68
1/27	Providence (HCC)			16,294	Fox 61	L, 72-84
1/31	at DePaul			10,003	CW 20	L, 58-66
2/3	Rutgers (HCC)			16,294	Fox 61	W, 61-50 ot
2/5	Syracuse (GP)			10,167	ESPN	W, 67-60
2/11	at Georgia Tech			19,194	CBS	L, 52-65
2/14	Seton Hall (GP)			10,167	CW 20	W, 67-55
2/17	at Syracuse			32,376	ABC	L, 63-73
2/21	at Rutgers			7,070	CW 20	W, 65-55
2/25	Louisville (HCC)		20	16,294	CBS	L, 69-76
2/28	Villanova (GP)			10,167	ESPN	L, 74-78
3/3	at Georgetown		10	18,764	CBS	L, 46-59
3/7	vs. Syracuse*			19,594	ESPN	L, 65-78

$ Hispanic College Fund Classic, Hartford CC, Hartford, CT
* BIG EAST Tournament at Madison Square Garden, New York, N.Y.

2005-06
Head Coach: Jim Calhoun
30-4 Overall, 14-2 Big East
16-0 home, 8-2 away, 6-2 neutral
BIG EAST Regular Season Co-Champions
NCAA Tournament Elite Eight
Maui Invitational Champions
Rank

Date	Opponent	UC	Opp.	Att.	TV	Score
11/18	at Pepperdine	3	-	3,210	ESPNU	W, 75-56
11/21	vs. Arkansas $	3		2,400	espn2	W, 77-68
11/22	vs. Arizona $	3	9	2,400	ESPN	W, 79-70
11/23	vs. Gonzaga $	3	8	2,400	ESPN	W, 65-63
11/29	Army (HCC)	3		16,294	tv20	W, 68-54
12/2	Texas Southern (GP)	3		10,167	Fox 61	W, 113-49
12/8	Massachusetts (HCC)	3		16,294	espn2	W, 78-60
12/18	New Hampshire (HCC)	2		16,294	tv20	W, 86-44
12/23	Morehead State (GP)	2		10,167	Fox 61	W, 129-61
12/28	Stony Brook (HCC)	2		15,528	tv20	W, 85-52
12/30	Quinnipiac (HCC)	2		16,294	Fox 61	W, 111-75
1/3	at Marquette	2		15,831	Fox 61	L, 79-94
1/7	Louisiana State (HCC)	2		16,294	CBS	W, 67-66
1/9	Cincinnati (HCC)	4	25	16,294	ESPN	W, 70-59
1/14	Georgetown (HCC)	4		16,294	tv20	W, 74-67
1/16	at Syracuse	3	20	26,805	ESPN	W, 88-80
1/21	at Louisville	3	17	20,091	ESPN	W, 71-58
1/25	St. John's (GP)	1		10,167	tv20	W, 66-50
1/28	at Providence	1		12,993	Fox 61	W, 76-62
1/31	Pittsburgh(GP)	1	9	10,167	tv20	W, 80-76
2/4	at Indiana	1	22	17,324	CBS	W, 88-80
2/8	Syracuse (HCC)	1		16,294	ESPN	W, 73-50
2/11	at Seton Hall	1		13,996	Fox 61	W, 99-57
2/13	at Villanova	1	4	20,859	ESPN	L, 64-69
2/18	at West Virginia	1	11	14,683	CBS	W, 81-75
2/21	Notre Dame (HCC)	3		16,294	tv20	W, 75-74 ot
2/26	Villanova (GP)	3	2	10,167	CBS	W, 89-75
3/1	at South Florida	3		9,636	tv20	W, 66-53
3/4	Louisville (GP)	2		10,167	CBS	W, 84-80
3/9	vs. Syracuse *	1		19,594	ESPN	L, 84-86 ot
3/17	vs. Albany #	2		19,990	CBS	W, 72-59
3/19	vs. Kentucky ##	2		20,050	CBS	W, 87-83
3/24	vs. Washington %	2		19,638	CBS	W, 98-92 ot
3/26	vs. George Mason %%	2		19,718	CBS	L, 84-86 ot

$ EA Sports Maui Invitational, Lahaina Civic Center, Lahaina, Hawaii
* BIG EAST Tournament at Madison Square Garden, New York, N.Y.
# NCAA Washington D.C. Regional First Round, Philadelphia, PA

●Ten BIG EAST Regular Season Championships ● Six BIG EAST Tournament Championships ●



2003-04 NCAA Champions, BIG EAST Tournament Champions



2001-02 NCAA Elite Eight, BIG EAST Regular Season & Tournament Champions

NCAA Washington D.C. Regional Second Round, Philadelphia, PA
% NCAA Washington D.C. Regional Semifinals, Washington, D.C.
%% NCAA Washington D.C. Regional Finals, Washington, D.C.

2004-05
Head Coach: Jim Calhoun
23-8 Overall, 13-3 Big East
14-3 home, 7-3 away, 2-2 neutral
BIG EAST Regular Season Co-Champions
NCAA Tournament Second Round
Rank

Date	Opponent	UC	Opp.	Att.	TV	Score
11/20	Buffalo (GP)	8	-	10,167	tv20	W,90-68
11/30	Florida International (GP)	7	-	10,167	tv20	W, 99-48
12/4	Indiana (HCC)	7	-	16.294	CBS	W, 74-69
12/6	Northeastern (GP)	7	-	10,167	Fox 61	W, 97-60
12/9	at Massachusetts	7	-	9,037	espn2	L, 59-61
12/19	Rice (HCC)	11	-	16,294	tv20	W, 81-72
12/22	Central Conn. (HCC)	11	-	16,294	Fox 61	W, 87-59
12/28	Sacred Heart (HCC)	11	-	16,294	--	W, 73-55
12/30	Quinnipiac (HCC)	11	-	16,294	Fox 61	W, 123-71
1/5	Boston College (HCC)	10	25	16.294	Fox 61	L, 70-75
1/8	at Georgetown	10	-	11,363	Fox 61	W, 66-59
1/10	at Oklahoma	12	25	12,066	ESPN	L, 77-65
1/15	Rutgers (HCC)	12	-	16,294	tv20	W,77-64
1/17	at Seton Hall	16	-	9,429	ESPN	W, 77-68
1/22	Pittsburgh (GP)	16	21	10,167	ESPN	L, 76-66
1/25	at West Virginia	19	-	7,713	tv20	W, 68-58
1/30	at Notre Dame	19	-	11,418	CBS	L, 74-78
1/2	Villanova (HCC)	23	24	16,294	Fox 61	W, 81-76
2/5	St. John's (GP)	23	-	10,167	tv20	W, 68-46
2/7	at Syracuse	19	8	27,651	ESPN	W, 74-66
2/13	North Carolina(HCC)	19	2	16,294	CBS	L, 70-77
2/15	at Providence	18	-	12,993	espn2	W, 94-89 (2ot)
2/19	at Rutgers	18	-	8,011	ESPN	W, 85-63
2/21	Notre Dame (HCC)	17	-	16,294	ESPN	W, 88-74
2/26	at Pittsburgh	17	-	12,508	CBS	W, 73-64
3/2	Georgetown (GP)	15	-	10,167	tv20	W, 83-64
3/5	Syracuse (GP)	15	13	10,167	CBS	W, 88-70
3/10	Georgetown*	12	-	19,528	ESPN/espn2	W, 66-62
3/11	Syracuse*	12	18	19,528	ESPN/espn2	L, 63-67
3/18	Central Florida#	13	-	13,009	CBS	W, 77-71
3/20	North Carolina St.##	13	-	13,009	CBS	L, 62-65

* BIG EAST Tournament at Madison Square Garden, New York, N.Y.
# NCAA Syracuse Regional First Round, Worcester, MA
NCAA Syracuse Regional Second Round, Worcester, MA

2003-04
Head Coach: Jim Calhoun
33-6, 12-4 in the BIG EAST
17-1 home, 6-4 away, 10-1 neutral
NCAA National Champions
BIG EAST Tournament Champions
Rank

Date	Opponent	UC	Opp.	Att.	TV	Score
11/17	Yale (GP) $	1	-	10,167	espn2	W,70-60
11/19	Nevada (GP) $	1	-	10,167	ESPN	W, 93-79
11/22	Sacred Heart (HCC)	1	-	16,085	tv20	W, 111-64
11/26	vs. Georgia Tech $$	1	-	7,607	ESPN	L, 61-77
11/28	vs. Utah $$	1	-	8,910	ESPN	W, 76-44
12/1	Lehigh (HCC)	3	-	16,103	tv20	W, 75-55
12/6	Army (GP)	3	-	10,167	tv20	W, 74-46
12/13	Quinnipiac (GP)	2	-	16,294	tv20	W, 88-55
12/20	Iona (HCC)	1	-	16,294	tv20	W, 104-54
12/28	Ball State (HCC)	1	-	16,294	tv20	W, 101-62
12/30	Massachusetts (HCC)	1	-	16,294	-	W, 91-67
1/2	at Rice	1	-	4,653	NESN/fsny	W, 92-83
1/6	at Rutgers	1	-	8,044	tv20	W, 75-74
1/11	Oklahoma (GP)	1	6	10,167	CBS	W, 86-59
1/14	Georgetown (GP)	1	-	10,167	ESPN	W, 94-70
1/17	at North Carolina	1	9	21,750	tv20	L, 83-86
1/19	Pittsburgh (HCC)	4	9	16,294	tv20	W, 68-65
1/24	Providence (HCC)	4	-	16,294	tv20	L, 56-66
1/28	at Virginia Tech	6	-	4,653	tv20	W, 96-60
1/31	at Boston College	6	-	8,044	tv20	W, 63-58
2/2	Syracuse (HCC)	5	18	10,167	ESPN	W, 84-56
2/7	West Virginia (GP)	5	-	10,167	tv20	W, 88-58
2/9	at Notre Dame	5	-	11,418	ESPN	L, 74-80
2/15	at Pittsburgh	5	4	12,817	ABC	L, 68-75
2/18	Miami (HCC)	8	-	16,294	tv20	W, 76-63
2/21	Notre Dame (HCC)	8	-	16,294	CBS	W, 61-50
2/24	at St. John's	8	-	11,736	espn2	W, 71-53
2/28	at Villanova	8	-	16,392	ESPN	W, 75-74 ot
3/1	Seton Hall (GP)	7	-	10,167	ESPN	W, 89-67
3/7	at Syracuse	7	24	32,944	CBS	L, 56-67
3/11	vs. Notre Dame *	9	-	19,528	ESPN/espn2	W, 66-58
3/12	vs. Villanova *	9	-	19,528	ESPN/espn2	W, 87-64
3/13	vs. Pittsburgh *	9	6	19,528	ESPN/espn2	W, 61-58
3/18	vs. Vermont #	7	-	18,686	CBS	W, 70-53
3/20	vs. DePaul ##	7	-	18,686	CBS	W, 72-55
3/25	vs. Vanderbilt %	7	-	17,889	CBS	W, 73-53
3/27	vs. Alabama %%	7	-	17,889	CBS	W, 87-71
4/3	vs. Duke @	7	6	44,147	CBS	W, 79-78
4/5	vs. Georgia Tech @@	7	14	44,147	CBS	W, 82-73

$ Pre-Season NIT
$$ Pre-Season NIT, Madison Square Garden, New York, N.Y.
* BIG EAST Tournament at Madison Square Garden, New York, N.Y.
# NCAA Phoenix Regional First Round, Buffalo, NY
NCAA Phoenix Regional Second Round, Buffalo, NY
% NCAA Phoenix Regional Semi-Finals, Phoenix, AZ
%% NCAA Phoenix Regional Finals, Phoenix, AZ
@ NCAA National Semi-Finals,San Antonio, TX
@@ NCAA National Championship, San Antonio, TX

2002-03
Head Coach: Jim Calhoun
23-10, 10-6 in the BIG EAST
14-2 home, 5-6 away, 4-2 neutral
NCAA Tournament Sweet 16
BIG EAST Regular Season Co-Champions
Rank

Date	Opponent	UC	Opp.	Att.	TV	Score
11/23	Quinnipiac (GP)	14	-	10,167	tv20	W, 91-72
11/25	George Washington (HCC)	12	-	14,863	-	W, 67-55
12/1	at Vanderbilt	11	-	12,490	tv20	W, 76-70
12/3	Sacred Heart (GP)	11	-	10,167	-	W, 116-78
12/7	Wagner (GP)	11	-	10,167	tv20	W, 97-85
12/10	Massachusetts (HCC)	9	--	14,962	tv20	W, 59-48
12/21	UNC Asheville (HCC)	8	-	14,102	tv20	W, 117-67
12/28	Central Connecticut (HCC)	6	-	16,294	tv20	W, 93-65
1/2	St. Bonaventure (HCC)	5	-	15,889	-	W, 95-78
1/7	at Oklahoma	3	9	11,638	espn2	L, 63-73
1/11	Miami (GP)	3	-	10,167	tv20	W, 83-80 ot
1/14	Virginia Tech (HCC)	t6	-	16,294	tv20	W, 83-65
1/18	at North Carolina	t6	-	21,750	ESPN	L, 65-68
1/20	at Miami	11	-	6,884	ESPN	L, 76-77
1/25	Villanova (HCC)	11	-	16,294	tv20	W, 74-65
1/27	at St. John's	14	-	21,750	ESPN	W, 74-68
2/1	Boston College (GP)	18	-	6,884	tv20	L, 71-95
2/5	at Virginia Tech	18	-	4,557	tv20	L, 74-95
2/8	at Providence	23	-	12,993	ESPN	W, 84-68
2/10	Syracuse (HCC)	23	17	16,294	ESPN	W, 75-61
2/15	at Villanova	arv	-	16,241	tv20	L, 70-79
2/19	Rutgers (HCC)	arv	-	15,499	tv20	W, 87-70
2/22	St. John's (GP)	arv	-	10,167	CBS	W, 77-69
2/24	at Notre Dame	arv	9	11,418	ESPN	W, 87-79
3/2	at Pittsburgh	arv	8	12,508	CBS	L, 67-71
3/5	Providence (GP)	arv	-	10,167	tv20	L, 70-76
3/8	at Boston College	arv	-	8,606	ESPN	W, 91-54
3/13	vs. Seton Hall *	arv	-	19,528	ESPN/espn2	W, 83-70
3/14	vs. Syracuse *	arv	11	19,528	ESPN/espn2	W, 80-67
3/15	vs. Pittsburgh *	arv	5	19,528	ESPN/espn2	L, 56-74
3/20	vs. Brigham Young #	23	-	11,284	CBS	W, 58-53
3/22	vs. Stanford ##	23	18	11,271	CBS	W, 85-74
3/28	vs. Texas %	23	5	30,009	CBS	L, 78-82

* BIG EAST Tournament, Madison Square Garden, New York, NY
# NCAA South Regional First Round, Spokane, WA
NCAA South Regional Second Round, Spokane, WA
% NCAA South Regional Semi-Finals, San Antonio, TX

2001-02
Head Coach: Jim Calhoun
27-7, 13-3 in the BIG EAST
13-2 home, 7-3 away, 7-2 neutral
NCAA Tournament Elite Eight
BIG EAST Tournament Champions
BIG EAST Regular Season Champions
Rank

Date	Opponent	UC	Opp.	Att.	TV	Score
11/19	Vanderbilt (HCC)	-	-	15,904	tv20	W, 84-71
11/26	New Hampshire (HCC)	-	-	15,935	tv20	W, 110-58
12/2	vs. George Washington $	-	-	13,860	-	W, 84-76
12/3	vs. Maryland $	-	2	14,813	-	L, 65-77
12/8	Northeastern (GP)	-	-	10,027	tv20	W, 80-44
12/11	at Massachusetts +	-	-	8,894	ESPN	W, 69-59
12/21	Quinnipiac (HCC)	-	-	15,857	tv20	W, 95-79
12/28	St. Bonaventure (HCC)	-	-	6,294	tv20	L, 70-88
1/2	at Virginia Tech	-	-	2,581	tv20	W, 86-74
1/5	Miami (GP)	-	21	10,027	tv20	W, 76-75
1/7	Oklahoma (HCC)	-	5	16,294	ESPN	L, 67-69
1/10	Virginia Tech (HCC)	-	-	16,294	tv20	W, 95-60
1/13	at Villanova	-	-	12,072	tv20	W, 70-65
1/16	at Providence	-	-	12,143	tv20	W, 69-62
1/19	North Carolina (GP)	-	-	10,027	CBS	W, 86-54
1/23	St. John's (GP)	25	-	10,027	tv20	W, 75-70
1/26	at Arizona	25	10	14,577	CBS	W, 100-98 ot
1/30	at Rutgers	17	-	7,526	tv20	L, 53-61
2/2	at Miami	17	15	10,135	tv20	L, 66-68
2/5	Providence (HCC)	-	-	16,294	espn2	W, 67-56
2/9	at St. John's	-	-	19,580	ESPN	L, 83-85 ot
2/11	Villanova (HCC)	-	-	16,294	ESPN	W, 46-40
2/16	Boston College (HCC)	-	-	16,294	tv20	W, 79-77 ot
2/19	at Georgetown	-	-	11,223	espn2	W, 75-74
2/23	West Virginia (GP)	-	-	10,027	tv20	W, 95-73
2/25	at Boston College	23	-	8,163	ESPN	W, 75-61

ALL-TIME RESULTS

● 2004, 1999 NCAA National Champions ● 2009, 2004, 1999 NCAA Final Four ●



1998-99 NCAA Champions, BIG EAST Regular Season & Tournament Champions



1997-98 NCAA Elite Eight, BIG EAST Regular Season & Tournament Champions

3/2	Seton Hall (GP)	23	-	10,027	ESPN	W, 90-78
3/7	vs. Villanova *	19	-	19,528	ESPN/espn2	W, 72-70
3/8	vs. Notre Dame *	19	-	19,528	ESPN/espn2	W, 82-77
3/9	vs. Pittsburgh *	19	-	19,528	ESPN/espn2	W, 74-65 2ot
3/15	vs. Hampton #	10	-	17,725	CBS	W, 78-67
3/17	vs. No. Carolina St. ##	10	25	17,725	CBS	W, 77-74
3/22	vs. Southern Illinois %	10	-	29,252	CBS	W, 71-59
3/24	vs. Maryland %%	10	4	29,252	CBS	L, 82-90

$ BB&T Classic, MCI Center, Washington, DC
+ MassMutual "UGame", Mullins Center, Amherst, MA
* BIG EAST Tournament, Madison Square Garden, New York, N.Y.
# NCAA East Regional First Round, Washington, DC
NCAA East Regional Second Round, Washington, DC
% NCAA East Regional Semi-Finals, Syracuse, N.Y.
%% NCAA East Regional Finals, Syracuse, N.Y.

2000-01
Head Coach: Jim Calhoun
20-12, 8-8 in the BIG EAST
16-2 home, 1-8 road, 3-2 neutral
National Invitation Tournament Second Round
Rank

Date	Opponent	UC	Opp.	Att.	TV	Score
11/17	Quinnipiac (HCC)	13	-	14,423	tv20	W, 86-71
11/20	vs. Dayton @	13	-	2,500	tv20	L, 66-80
11/21	vs. Chaminade @	12	-	2,500	-	W, 77-61
11/22	vs. Louisville @	12	-	2,500	tv20	W, 83-71
11/28	Brown (GP)	16	-	9,992	tv20	W, 88-78
11/30	Houston (GP)	16	-	10,027	tv20	W, 72-60
12/2	New Hampshire (GP)	16	-	10,027	tv20	W, 97-70
12/9	Arizona (GP)	15	5	10,027	CBS	W, 71-69
12/12	Massachusetts +	11	-	9,123	ESPN	W, 82-67
12/22	Fairfield (HCC)	11	-	15,694	tv20	W, 100-66
12/26	Rhode Island (HCC)	10	-	16,294	tv20	W, 87-76
12/28	Stony Brook (HCC)	10	-	15,876	tv20	W, 67-58
1/3	at Boston College	10	-	8,606	tv20	L, 68-85
1/6	St. John's (GP)	10	-	10,027	CBS	W, 82-80
1/10	Pittsburgh (HCC)	13	-	16,294	tv20	W, 73-53
1/13	at Providence	13	-	12,409	tv20	L, 68-81
1/15	at Texas	13	23	14,311	ESPN	L, 56-60
1/20	at Miami	15	-	7,138	tv20	L, 59-70
1/24	Villanova (HCC)	24	-	16,294	ESPN	L, 59-70
1/30	at St. John's	-	-	16,314	espn2	L, 55-60 2/
3	Virginia Tech (GP)	-	-	10,027	tv20	W, 85-72 2/
6	Providence (HCC)	-	-	16,294	tv20	W, 83-68
2/10	at Villanova	-	-	15,242	tv20	L, 60-74
2/13	Boston College (HCC)	-	9	16,294	tv20	W, 82-71
2/17	at Virginia Tech	-	-	6,211	tv20	W, 61-46
2/19	at Syracuse	-	17	22,082	ESPN	L, 60-65
2/24	Miami (GP)	-	-	10,027	ABC	W, 60-53
2/26	Notre Dame (HCC)	-	13	16,294	ESPN	W, 75-59
3/3	at Seton Hall	-	-	18,055	CBS	L, 63-65
3/7	vs. Syracuse*	-	14	19,528	ESPN	L, 75-86
3/14	South Carolina# (GP)	-	-	3,244	espn2	W, 72-65
3/18	Detroit Mercy## (GP)	-	-	8,689	-	L, 61-67

@ Maui Invitational, Maui, Hawaii
+ MassMutual "UGame", Hartford Civic Ctr., Hartford, CT
* BIG EAST Tournament at Madison Square Garden, New York, N.Y.
# National Invitation Tournament First Round, Storrs, CT
National Invitation Tournament Second Round, Storrs, CT

1999-00
Head Coach: Jim Calhoun
25-10 overall, 10-6 in the BIG EAST
13-3 home, 6-4 away, 6-3 neutral
NCAA Tournament Second Round
Rank

Date	Opponent	UC	Opp.	Att.	TV	Score
11/11	vs. Iowa @	1	-	19,548	espn2	L, 68-70
11/12	vs. Duke @	1	10	19,548	ESPN	W, 71-66
11/19	Vermont (GP)	8	-	10,027	tv20	W, 89-52
11/22	Massachusetts (GP) +	8	-	10,027	espn2	W, 79-65
11/29	Coppin State (HCC)	7	-	16,150	tv20	W, 89-44
12/4	UNC Asheville (GP)	5	-	10,027	tv20	W, 98-68
12/7	vs. Arizona $	6	2	16,294	ESPN	W, 78-69
12/12	Fordham (GP)	6	-	8,917	tv20	W, 94-75
12/23	Fairfield (HCC)	2	-	16,294	tv20	W, 84-60
12/30	at Houston	2	-	8,917	tv20	W, 82-76
1/3	Sacred Heart (HCC)	2	-	16,294	tv20	W, 83-56
1/5	Notre Dame (HCC)	2	-	16,294	tv20	L, 70-75
1/8	at Pittsburgh	2	-	6,798	tv20	W, 73-51
1/10	Texas (HCC)	2	15	16,294	ESPN	W, 76-67
1/16	St. John's (GP)	5	-	10,027	CBS	L, 77-82
1/22	at Georgetown	8	-	16,989	CBS	W, 92-71
1/24	at Syracuse	8	4	26,474	ESPN	L, 74-88
1/27	Providence (HCC)	6	-	16,294	tv20	W, 64-50
1/30	Seton Hall (HCC)	6	-	16,294	tv20	W, 66-56
2/2	at Villanova	7	-	15,541	ESPN	W, 74-60
2/5	at Michigan State	7	6	14,659	CBS	L, 66-85
2/9	Boston College (HCC)	13	-	16,294	tv20	W, 87-58
2/12	at Notre Dame	13	-	11,418	tv20	L, 66-68
2/14	at Seton Hall	13	23	12,369	espn2	W, 59-50
2/19	Miami (GP)	18	-	10,027	ABC	L, 57-63
2/21	at St. John's	18	-	19,410	ESPN	L, 64-79
2/26	West Virginia (GP)	22	-	10,027	tv20	W, 72-71
2/28	at Rutgers	22	-	8,504	ESPN	W, 74-69
3/4	Syracuse (HCC)	24	-	16,294	CBS	W, 79-64
3/8	vs. Boston College*	21	-	17,729	ESPN	W, 70-55
3/9	vs. Seton Hall*	21	-	18,406	ESPN	W, 79-64
3/10	vs. Georgetown*	21	-	19,528	ESPN	W, 70-55
3/11	vs. St. John's*	21	19	19,528	ESPN	L, 70-80
3/17	vs. Utah State#	20	-	11,061	CBS	W, 75-67
3/19	vs. Tennessee##	20	10	16,108	CBS	L, 51-65

@ Coaches vs. Cancer IKON Classic, MSG, New York, N.Y.
$ Great Eight Basketball Classic, United Ctr., Chicago, IL
+ MassMutual "UGame", Gampel Pavilion, Storrs, CT
* BIG EAST Tournament at Madison Square Garden,New York, N.Y.
# NCAA South Regional First Round, Birmingham, AL
NCAA South Regional Second Round, Birmingham, AL

1998-99
Head Coach: Jim Calhoun
34-2, 16-2 in the BIG EAST
13-2 home, 11-0 away, 10-0 neutral
NCAA National Champions
BIG EAST Tournament Champions
BIG EAST Regular Season Champions
Rank

Date	Opponent	UC	Opp.	Att.	TV	Score
11/15	Quinnipiac (GP)	2	-	10,027	tv20	W, 102-60
11/19	Richmond (GP)	2	-	10,027	espn2	W, 77-57
11/24	Hartford (HCC)	2	-	16,192	tv20	W, 95-58
11/27	Wagner (HCC)	2	-	16,024	tv20	W, 111-46
12/1	vs. Washington $	1	14	19,124	ESPN	W, 69-48
12/5	Michigan State (GP)	1	9	10,027	CBS	W, 82-68
12/9	at Massachusetts +	1	-	9,493	ESPN	W, 59-54
12/12	at Pittsburgh	1	18	6,798	tv20	W, 70-69
12/23	Fairfield (HCC)	1	-	16,294	tv20	W, 102-67
12/30	Villanova (HCC)	1	-	16,294	tv20	W, 100-76
1/2	Georgetown (GP)	1	-	10,077	tv20	W, 87-64
1/6	at Boston College	1	-	8,606	tv20	W, 91-78
1/9	at West Virginia	1	-	10,118	tv20	W, 80-45
1/12	Notre Dame (HCC)	1	-	16,294	tv20	W, 101-70
1/16	Pittsburgh (HCC)	1	-	16,294	tv20	W, 81-58
1/20	at Miami	1	25	15,147	ESPN	W, 70-68
1/23	Seton Hall (GP)	1	-	10,027	tv20	W, 62-47
1/25	at Georgetown	1	-	15,964	ESPN	W, 78-71
1/30	at St. John's	1	9	19,528	CBS	W, 78-74
2/1	Syracuse (HCC)	1	16	16,294	ESPN	L, 42-59
2/6	at Stanford	1	4	7,391	ABC	W, 70-59
2/10	Boston College (HCC)	2	-	16,294	tv20	W, 66-50
2/13	at Seton Hall	2	-	14,851	tv20	W, 53-48
2/16	Rutgers (GP)	2	-	10,027	espn2	W, 77-64
2/20	Miami (GP)	2	15	10,027	CBS	L, 71-73
2/22	at Providence	2	-	12,993	ESPN	W, 72-65
2/28	at Syracuse	4	20	30,367	CBS	W, 70-58
3/4	vs. Seton Hall *	3	-	17,540	ESPN	W, 57-56
3/5	vs. Syracuse *	3	-	19,548	ESPN	W, 71-50
3/6	vs. St. John's *	3	-	19,548	ESPN	W, 82-63
3/11	vs. TX-San Antonio #	3	-	16,237	CBS	W, 91-66
3/13	vs. New Mexico ##	3	24	16,237	CBS	W, 78-56
3/18	vs. Iowa %	3	20	17,957	CBS	W, 78-68
3/20	vs. Gonzaga %%	3	-	18,053	CBS	W, 67-62
3/27	vs. Ohio State @	3	14	41,340	CBS	W, 64-58
3/29	vs. Duke @@	3	1	41,340	CBS	W, 77-74

$ Great Eight Basketball Classic, United Center, Chicago, IL
+ MassMutual "UGame", Mullins Center, Amherst, MA
* BIG EAST Tournament at Madison Square Garden, New York, N.Y.
# NCAA West Regional First Round, Denver, CO
NCAA West Regional Second Round, Denver, CO
% NCAA West Regional Semi-Finals, Phoenix, AZ
%% NCAA West Regional Finals, Phoenix, AZ
@ NCAA National Semi-Finals, St. Petersburg, FL
@@ NCAA National Championship, St. Petersburg, FL

1997-98
Head Coach: Jim Calhoun
32-5, 15-3 in the BIG EAST
17-0 home, 7-3 away, 8-2 neutral
NCAA Tournament Elite Eight
BIG EAST Tournament Champions
BIG EAST Regular Season Champions
Rank

Date	Opponent	UC	Opp.	Att.	TV	Score
11/15	Yale (HCC)	12	-	13,391	tv8	W, 88-57
11/17	Boston University (GP) $	12	-	9,311	-	W, 68-54
11/19	Rhode Island (GP) $	12	20	9,592	ESPN	W, 80-67
11/24	Coppin State (HCC)	12	-	13,212	tv8	W, 72-50
11/26	vs. Florida State $$	11	25	11,510	ESPN	L, 60-67
11/28	vs. Arizona State $$	11	-	12,254	ESPN	W, 82-61
12/3	West Virginia (GP)	12	-	19,621	tv8	W, 88-75
12/7	at Rutgers	12	-	6,112	tv8	W, 59-44
12/10	at Virginia	13	-	6,841	tv8	W, 74-63
12/20	UNC-Wilmington (HCC)	12	-	13,911	tv8	W, 93-55

●Ten BIG EAST Regular Season Championships ● Six BIG EAST Tournament Championships ●



1995-96 NCAA Sweet 16, BIG EAST Regular Season & Tournament Champions



1993-94 NCAA Sweet 16, BIG EAST Regular Season Champions

12/23	vs. Massachusetts +	11	-	10,797	ESPN	W, 72-55
12/28	Hartford (HCC)	11	-	14,505	tv8	W, 100-69
12/30	Fairfield (HCC)	10	-	14,313	tv8	W, 90-63
1/3	Notre Dame (HCC)	10	-	15,101	tv8	W, 84-58
1/6	at Miami	10	-	8,247	tv8	L, 67-76
1/11	at Boston College	8	-	7,976	tv8	W, 80-68
1/13	Seton Hall (HCC)	10	-	14,756	tv8	W, 80-59
1/17	Georgetown (HCC)	10	-	16,294	CBS	W, 86-72
1/19	at St. John's	10	-	11,768	ESPN	L, 62-64
1/24	at Syracuse	8	15	25,718	CBS	W, 63-54
1/27	at Providence	9	-	12,978	espn2	W, 63-56
1/31	Rutgers (GP)	9	-	10,027	tv8	W, 73-56
2/2	Villanova (HCC)	9	-	15,439	ESPN	W, 80-65
2/7	Stanford (GP)	7	-	10,027	CBS	W, 76-56
2/11	at West Virginia	6	16	15,167	ESPN	L, 62-80
2/14	Pittsburgh (HCC)	6	-	15,467	tv8	W, 92-67
2/17	at Notre Dame	7	-	10,273	espn2	W, 88-79
2/21	at Villanova	7	-	12,934	tv8	W, 83-76
2/23	Providence (HCC)	7	-	16,129	ESPN	W, 77-68
2/28	St. John's (GP)	6	-	10,027	tv8	W, 87-58
3/5	vs. Providence *	6	-	15,377	ESPN	W, 64-55
3/6	vs. Rutgers *	6	-	19,548	ESPN	W, 64-50
3/7	vs. Syracuse *	6	22	18,521	ESPN	W, 69-64
3/12	vs. Fairleigh Dickinson #	6	-	19,288	CBS	W, 93-85
3/14	vs. Indiana ##	6	-	19,320	CBS	W, 78-68
3/19	vs. Washington %	6	-	23,235	CBS	W, 75-74
3/21	vs. North Carolina %%	6	1	23,235	CBS	L, 64-75

$ Pre-Season NIT
$$ Pre-Season NIT, Madison Square Garden, New York, N.Y.
+ MassMutual "UGame", Hartford Civic Center, Hartford, CT
* BIG EAST Tournament, Madison Square Garden, New York, N.Y.
# NCAA East Regional First Round, Washington, DC
NCAA East Regional Second Round, Washington, DC
% NCAA East Regional Semi-Finals, Greensboro, NC
%% NCAA East Regional Final, Greensboro, NC

1996-97
Head Coach: Jim Calhoun
18-15, 7-11 in the BIG EAST
12-7 home, 4-5 away, 2-3 neutral
National Invitational Tournament-3rd Place
Rank

Date	Opponent	UC	Opp.	Attn.	TV	Score
11/15	Indiana +	-	24	32,250	ESPN	L, 61-68
11/25	Northeastern (HCC)	-	-	13,005	tv8	W, 89-37
11/29	Yale (HCC)	-	-	14,529	tv8	W, 72-39
12/2	Southwest Texas St. (HCC)	-	-	14,104	tv8	W, 66-49
12/4	at Pittsburgh	-	-	95,37	tv8	L, 49-56
12/7	Boston College (GP)	-	20	10,027	tv8	W, 61-54
12/21	Fairfield (HCC)	-	-	14,918	tv8	W, 68-58
12/23	Virginia (OT) (GP)	-	-	10,027	tv8	W, 64-61
12/27	vs. Massachusetts %	-	-	14,389	ESPN	W, 64-61
12/29	Hartford (HCC)	-	-	13,793	tv8	W, 104-62
1/2	at Rutgers	-	-	5,806	tv8	W, 66-57
1/4	West Virginia (HCC)	-	-	15,358	tv8	W, 79-62
1/8	St. John's (GP)	-	-	10,027	tv8	L, 67-71 ot
1/11	at Georgetown	-	-	12,181	tv8	W, 69-54
1/19	Kansas (HCC)	-	1	16,294	CBS	L, 65-73
1/22	at Miami	-	-	6,662	tv8	L, 46-69
1/26	Syracuse (HCC)	-	-	16,294	CBS	L, 53-65
1/29	Providence (GP)	-	-	10,027	ESPN	L, 47-62
2/1	at Seton Hall	-	-	15,141	tv8	W, 62-55
2/3	Georgetown (HCC)	-	-	15,842	ESPN	L, 51-52
2/8	at Notre Dame	-	-	10,196	tv8	L, 65-71 ot
2/12	at Boston College	-	-	8,134	ESPN	W, 61-56
2/15	Miami (GP)	-	-	10,027	tv8	W, 72-52
2/17	at Syracuse	-	-	22,950	ESPN	L, 66-71 ot
2/23	at Villanova	-	19	17,263	CBS	L, 58-65
2/25	Pittsburgh (HCC)	-	-	15,746	espn2	L, 74-77
3/1	Seton Hall (HCC)	-	-	16,186	tv8	L, 60-73
3/5	vs. Pittsburgh *	-	-	18,291	ESPN	L, 62-63
3/12	vs. Iona (GP)#	-	-	6,029	-	W, 71-66
3/18	vs. Bradley (GP)#	-	-	8,338	CPTV	W, 63-47
3/21	vs. Nebraska (GP)#	-	-	8,411	CPTV	W, 76-67
3/25	vs. Florida State ##	-	-	13,841	ESPN	L, 66-71 ot
3/27	vs. Arkansas ##	-	-	15,849	-	W, 74-64

+ The Classic, RCA Dome, Indianapolis, IN
% MassMutual "UGame", Hartford Civic Center, Hartford, CT
* BIG EAST Tournament, Madison Square Garden, New York, N.Y.
# National Invitation Tournament
National Invitation Tournament, Madison Square Garden

1995-96
Head Coach: Jim Calhoun
30-2, 17-1 in the BIG EAST**
15-0 home, 10-1 away, 5-1 neutral
NCAA Tournament Sweet 16
BIG EAST Tournament Champions
BIG EAST Regular Season Champions
Rank

Date	Opponent	UC	Opp.	Attn.	TV	Score
11/22	vs. Texas Christian $	6	-	7,863	espn2	W, 102-76
11/24	vs. Iowa $	6	10	7,863	-	L, 95-101 ot
11/25	vs. Indiana $	6	-	7,863	-	W, 86-52
11/29	Northeastern (HCC)	9	-	15,522	tv8	W, 86-39
12/3	Boston College (HCC)	9	-	16,294	tv8	W, 63-62
12/6	at Notre Dame	9	-	11,089	tv8	W, 85-65
12/8	Yale (HCC)	9	-	15,112	tv8	W, 93-66
12/12	at Florida State	8	-	8,873	ESPN	W, 79-61
12/23	Fairfield (GP)	8	-	8,241	tv8	W, 86-52
12/27	at College of Charleston	7	-	6,721	tv8	W, 77-60
12/30	Hartford (HCC)	7	-	16,294	tv8	W, 102-63
1/3	at West Virginia	7	-	8,013	tv8	W, 89-79
1/6	Miami (HCC)	7	-	16,294	tv8	W, 73-52
1/9	Villanova (GP)	6	7	8,241	ESPN	W, 81-73
1/13	at Providence	6	-	13,106	tv8	W, 83-74
1/17	St. John's (HCC)	5	-	16,294	ESPN	W, 88-73
1/21	Syracuse (HCC)	5	12	16,294	CBS	W, 79-70
1/23	Central Connecticut (HCC)	4	-	15,828	tv8	W, 116-46
1/25	at Pittsburgh	4	-	6,798	ESPN	W, 69-63
1/28	Virginia (HCC)	4	-	16,294	CBS	W, 76-46
1/31	at Rutgers	4	-	8,091	tv8	W, 77-59
2/3	at St. John's	4	-	19,544	tv8	W, 77-63
2/6	Providence (GP)	4	-	8,241	ESPN	W, 99-77
2/14	West Virginia (GP)	3	-	8,241	tv8	W, 87-69
2/17	Notre Dame (GP)	3	-	8,241	NBC	W, 85-65
2/19	at Georgetown	3	-	19,035	ESPN	L, 65-77
2/25	at Villanova	3	-	18,524	CBS	W, 70-59
2/28	Rutgers (GP)	4	-	8,241	tv8	W, 78-66
3/2	at Seton Hall	4	-	20,029	tv8	W, 87-58
3/7	vs. Seton Hall *	3	-	19,544	ESPN	W, 79-58
3/8	vs. Syracuse *	3	15	19,544	ESPN	W, 85-67
3/9	vs. Georgetown *	3	4	19,544	ESPN	W, 75-74
3/14	**vs. Colgate #	3	-	31,373	CBS	W, 68-59
3/16	**vs. E. Michigan ##	3	-	32,293	CBS	W, 95-81
3/22	**vs. Mississippi St. %	3	19	28,890	CBS	L, 55-60

*** NCAA games later declared null and void*
$ Great Alaska Shootout, Anchorage, AK
* BIG EAST Tournament, Madison Square Garden, New York, N.Y.
# NCAA Mideast Regional First Round, Indianapolis, IN
NCAA Mideast Regional Second Round, Indianapolis, IN
% NCAA Mideast Regional Semi-Finals, Lexington, KY

1994-95
Head Coach: Jim Calhoun
28-5, 16-2 in the BIG EAST
14-1 home, 8-2 away, 6-2 neutral
NCAA Tournament Elite Eight
BIG EAST Regular Season Champions
Rank

Date	Opponent	UC	Opp.	Attn.	TV	Score
11/25	Lafayette (HCC)	16	-	15,847	-	W, 110-48
11/29	vs. Duke $	16	8	17,264	ESPN	W, 90-86
12/2	Yale (HCC)	16	-	15,931	tv8	W, 105-53
12/6	at Boston College	10	-	8,606	tv8	W, 74-70
12/23	Fairfield (HCC)	20	-	16,294	-	W, 85-68
12/27	Illinois (HCC)	8	-	16,294	tv8	W, 71-56
12/30	Northeastern (HCC)	6	-	16,294	-	W, 88-70
1/3	at Villanova	6	-	6,500	tv8	W, 77-62
1/5	Hartford (GP)	6	-	8,241	-	W, 102-77
1/8	St. John's (HCC)	2	-	16,294	CBS	W, 98-78
1/11	at Pittsburgh	2	-	6,798	tv8	W, 85-76
1/14	Providence (GP)	2	-	8,241	tv8	W, 70-62
1/16	Georgetown (HCC)	2	10	16,294	ESPN	W, 93-73
1/21	at Seton Hall	2	-	17,049	tv8	W, 86-81
1/23	Syracuse (GP)	2	6	8,241	ESPN	W, 86-75
1/28	at Kansas +	4	7	16,981	CBS	L, 59-88
1/31	Miami (HCC)	4	-	16,294	tv8	W, 82-57
2/4	at St. John's	3	-	19,542	tv8	W, 99-82
2/6	Pittsburgh (GP)	3	-	8,241	ESPN	W, 90-61
2/12	at Syracuse	1	9	31,211	CBS	W, 77-70
2/14	at Georgetown	1	22	17,690	tv8	W, 91-85
2/18	Villanova (GP)	4	15	8,241	CBS	L, 73-96
2/21	Boston College (HCC)	4	-	16,294	tv8	W, 88-75
2/25	Seton Hall (GP)	4	-	8,241	tv8	W, 75-61
2/27	at Providence	4	-	13,106	ESPN	L, 70-72
3/4	at Miami	6	-	11,263	tv8	W, 75-67
3/10	vs. Pittsburgh *	6	-	19,544	tv8	W, 81-78
3/11	vs. Georgetown *	6	22	19,544	CBS	W, 88-81
3/12	vs. Villanova *	8	10	19,544	CBS	L, 78-94
3/16	vs. Tenn.-Chattanooga #	8	-	11,790	CBS	W, 100-71
3/18	vs. Cincinnati ##	8	-	13,521	CBS	W, 96-91
13/23	vs. Maryland %	8	10	14,399	CBS	W, 99-89
3/25	vs. UCLA %%	8	1	14,399	CBS	L, 96-102

$ Great Eight Basketball Tourn., The Palace, Auburn Hills, MI
+ Kemper Arena, Kansas City, MO
* BIG EAST Tournament at Madison Square Garden, New York, N.Y.
# NCAA West Regional First Round, Salt Lake City, UT
NCAA West Regional Second Round, Salt Lake City, UT
% NCAA West Regional Semi-Finals, Oakland, CA
%% NCAA West Regional Final, Oakland, CA

ALL-TIME RESULTS

● 2004, 1999 NCAA National Champions ● 2009, 2004, 1999 NCAA Final Four ●



1990-91 NCAA Sweet 16



1989-90 NCAA Elite Eight, BIG EAST Regular Season & Tournament Champions

1993-94
Head Coach: Jim Calhoun
29-5, 16-2 in the BIG EAST
15-0 home, 9-2 away, 5-3 neutral
NCAA Tournament Sweet 16
BIG EAST Regular Season Champions
Rank

Date	Opponent	UC	Opp.	Attn.	TV	Score
11/27	vs. Towson State $	-		2,410	-	W, 107-67
11/29	at Virginia	-	12	8,457	tv8	W, 77-36
12/1	Yale (GP)	-	-	8,241	-	W, 81-64
12/8	at Seton Hall	21	20	13,908	tv8	W, 82-66
12/11	Central Conn. (HCC)	21	-	15,785	-	W, 117-63
12/15	Texas (GP)	16	-	8,241	ESPN	W, 96-86
12/23	Fairfield (HCC)	15	-	16,294	-	W, 75-57
12/28	vs. Texas-Arlington +	14	-	2,350	-	W, 112-72
12/29	vs. Ohio University +	14	-	750	-	L, 76-85
12/30	vs. Tennessee Tech +	14	-	1,800	-	W, 130-78
1/2	Winthrop (GP)	14	-	8,241	-	W, 113-59
1/4	Georgetown (HCC)	16	-	16,294	tv8	W, 77-65
1/8	Boston College (GP)	16	-	8,241	tv8	W, 77-71
1/10	Syracuse (HCC)	14	15	16,294	ESPN/tv8	W, 75-67
1/15	at St. John's	14	-	19,542	tv8	W, 85-81
1/17	Hartford (HCC)	10	-	16,294	-	W, 88-62
1/19	at Providence	10	-	13,106	ESPN	W, 79-78
1/25	Villanova (HCC)	6	-	16,294	NESN	W, 91-67
1/29	at Pittsburgh	6	-	6,798	tv8	W, 88-67
2/1	at Syracuse	5	-	24,540	tv8	L, 95-108
2/5	Miami (GP)	5	-	8,241	tv8	W, 73-57
2/9	at Boston College	6	-	8,706	ESPN	W, 94-91 2ot
2/12	Seton Hall (GP)	6	-	8,241	tv8	W, 80-68
2/15	at Villanova	3	-	6,500	tv8	L, 63-64
2/19	Providence (GP)	3	-	8,241	tv8	W, 81-73
2/22	at Miami	5	-	4,045	-	W, 74-49
2/26	Pittsburgh (HCC)	5	-	16,294	tv8	W, 78-66
2/28	at Georgetown	14	-	12,013	ESPN	W, 66-62
3/5	St. John's (HCC)	4	-	16,294	CBS	W, 95-80
3/11	vs. St. John's *	2	-	19,544	tv8	W, 97-77
3/12	vs. Providence *	2	-	19,544	CBS	L, 67-69
3/17	vs. Rider #	4	-	16,204	CBS	W, 64-46
3/19	vs. George Washington ##4		-	16,204	CBS	W, 75-63
3/25	vs. Florida ###	4	14	15,217	CBS	L, 60-69 ot

$ Hershey Arena, Hershey, PA
+ Big Island Invitational, Hilo, HI
* BIG EAST Tournament, Madison Square Garden, New York, N.Y.
# NCAA East Regional First Round, Uniondale, NY
NCAA East Regional Second Round, Uniondale, NY
NCAA East Regional Semi-Finals, Miami, FL

1992-93
Head Coach: Jim Calhoun
15-13, 9-9 in the BIG EAST
10-6 home, 5-5 road, 0-2 neutral
National Invitation Tournament First Round
Rank

Date	Opponent	UC	Opp.	Attn.	TV	Score
11/28	vs. Purdue +	16	24	8,999	ESPN	L, 69-73
12/5	at North Carolina State	25	-	9,100	ESPN	W, 81-74
12/8	St. John's (GP)	-	-	8,241	tv8	W, 74-72 ot
12/10	Yale (HCC)	-	-	14,567	-	W, 65-38
12/22	Fairfield (HCC)	22	-	15,820	-	W, 90-66
12/28	Hartford (HCC)%	23	-	16,040	-	W, 91-66
12/29	Towson State (HCC)%	23	-	15,564	-	W, 99-66
1/4	at Seton Hall	19	7	14,965	ESPN	L, 69-72
1/9	at Villanova	19	-	6,500	tv8	W, 87-80
1/12	Pittsburgh (HCC)	15	-	16,294	tv8	L, 78-80
1/16	at Boston College	15	-	8,606	tv8	W, 66-64
1/18	Georgetown (HCC)	17	18	16,294	ESPN	L, 69-86
1/23	Providence (GP)	17	-	8,241	tv8	W, 68-61
1/26	at Miami	22	-	4,058	tb8	L, 65-80
1/30	at St. John's	22	-	18,935	tv8	L, 59-72
2/2	Syracuse (HCC)	-	-	16,294	tv8	L, 57-60
2/6	Florida State (GP)	-	-	8,241	CBS	L, 74-86
2/9	Villanova (GP)	-	-	8,241	tv8	W, 82-62
2/13	Miami (GP)	-	-	8,241	tv8	W, 88-72
2/15	at Syracuse	-	-	26,980	ESPN	W, 80-76
2/20	at Pittsburgh	-	17	6,798	tv8	W, 81-80
2/22	Maine (HCC)	-	-	15,115	ESPN	W, 108-72
2/24	Boston College (GP)	-	-	8,241	CBS	W, 69-64
2/27	Seton Hall (HCC)	-	14	16,294	-	L, 74-82
3/2	at Providence	-	-	13,106	tv8	L, 71-74
3/7	at Georgetown	-	-	9,528	CBS	L, 56-70
3/12	vs. Providence *	-	-	19,522	tv8	L, 55-73
3/19	Jackson State (GP) #	-	-	8,241		L, 88-90 ot

+ Hall of Fame Tip-Off Classic, Springfield CC, Springfield, MA
% Connecticut Mutual Classic, Hartford CC, Hartford, CT
* BIG EAST Tournament at Madison Square Garden,New York, N.Y.
# - National Invitation Tournament

1991-92
Head Coach: Jim Calhoun
20-10, 10-8 in the BIG EAST
14-2 home, 5-6 away, 1-2 neutral
NCAA Tournament Second Round
Rank

Date	Opponent	UC	Opp.	Attn.	TV	Score
11/22	Hartford (HCC)	15	-	16,184	-	W, 76-46
11/29	Yale (HCC)	15	-	16,184	-	W, 79-55
12/2	Wake Forest (HCC)*	12	23	13,169	ESPN	W, 84-75
12/7	Maine (GP)	12	-	8,241	-	W, 85-71
12/14	at Texas	8	-	14,309	ESPN	W, 94-77
12/23	Fairfield (GP)	5	-	8,241	-	W, 89-59
12/27	C. Connecticut (HCC)%	5	-	16,024	-	W, 112-58
12/28	Furman (HCC)%	5	-	16,174	NESN	W, 87-68
1/2	Miami (GP)	5	-	8,241	tv8	W, 85-62
1/4	at Illinois	5	-	12,376	CBS	W, 70-66
1/7	St. John's (GP)	5	17	8,241	tv8	W, 85-76
1/11	at Villanova	5	-	6,500	tv8	L, 70-79
1/14	Pittsburgh (HCC)	8	-	16,254	tv8	W, 87-77
1/18	at Miami	8	-	10,231	tv8	W, 77-58
1/22	at Providence	7	-	13,106	ESPN	W, 97-86 ot
1/25	Boston College (HCC)	7	-	16,294	NESN	W, 83-77 ot
1/27	Villanova (GP)	6	-	8,241	ESPN	W, 72-58
2/1	at St. John's	6	-	19,876	CBS	L, 57-90
2/3	at Syracuse	10	13	27,347	ESPN	L, 83-84
2/8	Seton Hall (GP)	10	-	8,241	tv8	L, 69-81
2/12	Georgetown (HCC)	18	-	16,294	tv8	L, 63-70
2/19	at Georgetown	21	25	13,108	tv8	L, 58-60
2/22	Providence (GP)	21	-	8,241	NESN	W, 94-73
2/25	at Pittsburgh	24	-	6,511	tv8	L, 77-86
3/1	at Seton Hall	24	22	20,029	SBC	L, 64-77
3/4	Syracuse (HCC)	-	21	16,294	ESPN	W, 85-78
3/7	at Boston College	-	-	8,606	tv8	W, 89-79
3/13	vs. St. John's **	-	-	18,899	tv8	L, 59-64 ot
3/19	vs. Nebraska #	-	-	10,002	CBS	W, 86-65
3/21	vs. Ohio State ##	-	3	16,002	CBS	L, 55-78

*ACC/BIG EAST Challenge, Hartford, CT
% Connecticut Mutual Classic, Hartford CC, Hartford, CT
**BIG EAST Tournament, Madison Square Garden, New York, N.Y.
#NCAA Southeast Region First Round, Cincinnati, OH
##NCAA Southeast Region Second Round, Cincinnati, OH

1990-91
Head Coach: Jim Calhoun
20-11, 9-7 in the BIG EAST
12-4 home, 6-5 away, 2-2 neutral
NCAA Tournament Sweet 16
Rank

Date	Opponent	UC	Opp.	Attn.	TV	Score
11/24	Coll. of Charleston (GP)	17	-	8,241	-	W, 68-52
11/27	Hartford (GP)	15	-	8,241	-	W, 90-63
11/29	at Yale	15	-	7,873	tv8	W, 49-48
12/6	at North Carolina *	14	10	21,572	ESPN	L, 64-79
12/9	at Maine	14	-	4,587	-	W, 85-60
12/12	New Hampshire (GP)	16	-	8,121	tv8	W, 85-32
12/23	Fairfield (HCC)	15	-	16,294	-	W, 94-70
12/28	Lafayette (HCC)%	13	-	16,049	-	W, 59-57
12/29	Rhode Island (HCC)%	13	-	16,112	-	W, 90-69
1/2	at Boston College	12	-	6,654	tv8	W, 96-70
1/5	Pittsburgh (HCC)	12	11	16,294	NESN	W, 81-76
1/8	at Villanova	9	-	6,500	tv8	W, 74-71
1/10	Central Connecticut (GP)	9	-	8,241	-	W, 115-47
1/12	St. John's (GP)	9	10	8,241	CBS	L, 59-72
1/16	at Syracuse	15	8	29,899	ESPN	L, 79-81 ot
1/19	Providence (HCC)	15	-	16,294	tv8	L, 102-108
1/22	at St. John's	19	10	13,017	tv8	L, 62-65
1/26	at Seton Hall	19	-	14,016	NESN	L, 62-76
1/28	Syracuse (HCC)	19	6	16,294	ESPN	L, 66-68
2/2	Villanova (GP)	-	-	8,241	tv8	W, 67-59
2/5	Boston College (GP)	-	-	8,241	tv8	W, 76-59
2/11	Georgetown (HCC)	-	20	16,294	ESPN	W, 61-55
2/16	North Carolina State (GP)	-	-	8,241	CBS	L, 59-60
2/19	at Providence	-	-	13,106	tv8	W, 70-66 ot
2/23	at Georgetown	-	25	17,253	CBS	L, 57-71
2/27	Seton Hall (GP)	-	20	8,241	ESPN	W, 62-60 ot
3/2	at Pittsburgh	-	-	6,798	tv8	W, 78-68
3/8	vs. Georgetown **	-	-	19,081	tv8	L, 49-68
3/14	vs. Louisiana State #	-	22	25,348	CBS	W, 79-62
3/16	vs. Xavier ##	-	-	28,114	CBS	W, 66-50
3/22	vs. Duke ###	-	6	30,461	CBS	L, 67-81

*ACC/BIG EAST Challenge, Chapel Hill, NC
%Connecticut Mutual Classic, Hartford CC, Hartford, CT
**BIG EAST Tournament, Madison Square Garden, New York, N.Y.
NCAA Midwest Region First Round, Minneapolis, MN
NCAA Midwest Region Second Round, Minneapolis, MN
NCAA Midwest Regional Semi-Finals, Pontiac, MI

●Ten BIG EAST Regular Season Championships ● Six BIG EAST Tournament Championships ●


1988-89 National Invitation Tournament Quarterfinalists


1987-88 National Invitation Tournament Champions

1989-90
Head Coach: Jim Calhoun
31-6, 12-4 in the BIG EAST
17-1 home, 8-4 away, 6-2 neutral
NCAA Tournament Elite Eight
BIG EAST Tournament Champions
BIG EAST Regular Season Co-Champions
Rank

Date	Opponent	UC	Opp.	Attn.	TV	Score
11/24	vs. Texas A&M +	-	-	4,620	tv8	L, 81-92
11/26	vs. Auburn +	-	-	3.302	-	W, 95-81
11/27	vs. Florida State +	-	-	3,179	ESPN	W, 63-60
11/30	Yale (FH)	-	-	4,604	tv8	W, 76-50
12/2	Howard (FH)	-	-	4,604	-	W, 78-59
12/4	Maryland (HCC)*	-	-	10,174	ESPN	W, 87-65
12/7	Hartford (HCC)	-	-	13,102	-	W, 79-54
12/9	Maine (FH)	-	-	4,604	-	W, 95-55
12/12	Villanova (HCC)	-	-	14,947	ESPN	L, 57-64
12/23	Southern Connecticut (FH)	-	-	4,604	-	W, 100-37
12/29	St. Joseph's (HCC)%	-	-	13,682	-	W, 83-58
12/30	Mississippi State (HCC)%	-	-	14,115	-	W, 84-68
1/2	at St. John's	-	16	6,008	tv8	L, 62-93
1/6	Pittsburgh (HCC)	-	-	16,294	-	W, 79-61
1/9	at Villanova	-	-	6,500	tv8	W, 71-54
1/13	at Seton Hall	-	-	13,621	tv8	W, 79-76
1/15	Syracuse (HCC)	-	5	16,294	ESPN	W, 70-59
1/20	Georgetown (HCC)	-	2	16,294	tv8	W, 70-65
1/24	Central Connecticut (FH)	20	-	4,604	-	W, 99-77
1/27	St. John's (GP)	20	15	8,241	tv8	W, 72-58
1/30	at Massachusetts	13	-	4,024	-	W, 94-75
2/3	at Providence	13	-	13,160	tv8	W, 92-77
2/6	Fairfield (GP)	8	-	8,148	-	W, 74-39
2/10	at Syracuse	8	6	32,820	tv8	L, 86-90
2/13	at Pittsburgh	10	-	6,798	-	W, 80-77
2/17	Boston College (GP)	10	-	8,302	-	W, 89-67
2/19	Providence (GP)	10	-	8,302	ESPN	W, 75-72 ot
2/24	Seton Hall (GP)	6	-	8,302	tv8	W, 79-57
2/28	at Georgetown	4	7	19,035	-	L, 64-84
3/3	at Boston College	4	-	8,604	tv8	W, 95-74
3/9	vs. Seton Hall **	8	-	18,212	tv8	W, 76-58
3/10	vs. Georgetown **	8	5	18,212	CBS	W, 65-60
3/11	vs. Syracuse **	8	4	18,212	CBS	W, 78-75
3/15	vs. Boston University #	4	-	15,937	CBS	W, 76-52
3/17	vs. California ##	4	-	16,011	CBS	W, 74-54
3/22	vs. Clemson $	4	17	19,502	CBS	W, 71-70
3/24	vs. Duke $$	4	15	19,546	CBS	L, 78-79

+ Great Alaska Shootout, Anchorage, AK
* ACC-BIG EAST Challenge
%Connecticut Mutual Classic, Hartford CC, Hartford, CT
** BIG EAST Tournament, Madison Square Garden, New York, N.Y.
# NCAA East Region First Round, Hartford, CT
NCAA East Region Second Round, Hartford, CT
$ NCAA Eastern Regional Semi-Finals, East Rutherford, NJ
$$ NCAA Eastern Regional Finals, East Rutherford, NJ

1988-89
Head Coach: Jim Calhoun
18-13, 6-10 in the BIG EAST
14-4 home, 4-8 away, 0-1 neutral
National Invitation Tournament Quarterfinals
Rank

Date	Opponent	UC	Opp.	Attn.	TV	Score
11/26	Hartford (HCC)	-	-	15,354		W, 67-55
11/30	at Yale	-	-	3,100	tv8	W, 75-44
12/5	Marist	-	-	4,604		W, 93-71
12/8	at Purdue	-	-	14,123	ESPN/tv8	L, 73-88
12/10	at Virginia	-	-	8,864	-	W, 68-61
12/13	Fairfield	18	-	4,604	-	W, 71-48
12/23	Pepperdine (HCC)	-	-	12,217	-	W, 76-70
12/28	Harvard (HCC)%	-	-	12,217	-	W, 84-43
12/29	Air Force (HCC)%	-	-	13,255	-	W, 68-55
1/4	Villanova (HCC)	-	-	16,016	NESN	W, 57-55
1/7	Providence (HCC)	-	20	16,016	NESN	L, 78-80
1/10	at St. John's	-	-	16,008	tv8	L, 63-71
1/14	at Seton Hall	-	13	11,782	tv8	L, 62-76
1/16	Syracuse (HCC)	-	11	16,016	ESPN	W, 68-62
1/21	at Georgetown	-	3	12,531	tv8	L, 55-59
1/28	St. John's (HCC)	-	-	16,016	NESN	W, 80-52
1/30	Massachusetts	-	-	4,604	-	W, 104-75
2/4	at Providence	-	-	13,168	tv8	L, 61-65
2/8	Georgetown (HCC)	-	2	16,016	ESPN	L, 58-70
2/11	Boston College (HCC)	-	-	16,016	NESN	W, 86-49
2/15	Seton Hall (HCC)	-	12	15,122	ESPN	L, 69-72
2/18	at Villanova	-	-	6,500	tv8	L, 67-76 ot
2/22	at Boston College	-	-	6,814	ESPN	W, 77-75
2/25	Pittsburgh (HCC)	-	-	15,814	NESN	W, 64-62
2/28	at Syracuse	-	6	29,124	tv8	L, 72-88
3/4	at Pittsburgh	-	-	6,798	tv8	L, 80-88
3/6	Central Connecticut	-	-	4,604	-	W, 94-55
3/10	vs. Seton Hall *	-	11	19,591	tv8	L, 66-74
3/15	at N.C.-Charlotte #	-	-	6,686		W, 67-62
3/20	California (HCC) #	-	-	12,031		W, 73-72
3/22	Alabama-Birmingham #	-	-	4,604		L, 79-85

% Connecticut Mutual Classic, Hartford CC, Hartford, CT
*BIG EAST Tournament, Madison Square Garden, New York, N.Y.
National Invitation Tournament

1987-88
Head Coach: Jim Calhoun
20-14, 4-12 in the BIG EAST
12-6 home, 5-7 away, 3-1 neutral
National Invitation Tournament Champions
Rank

Date	Opponent	UC	Opp.	Attn.	TV	Score
11/28	Maryland-Eastern Shore	-	-	3,805	-	W, 102-63
12/2	Yale	-	-	4,044	tv20	W, 69-59
12/6	Virginia (HCC)	-	-	10,087	-	L, 59-72
12/8	at Villanova	-	-	6,500	ESPN	L, 61-63
12/12	Morgan State	-	-	3,560	-	W, 103-80
12/22	Central Connecticut	-	-	3,813	-	W,99-70
12/28	Hartford (HCC)%	-	-	12,103	-	W, 96-94
12/29	Princeton (HCC)%	-	-	10,839	-	W, 49-46
1/2	at Pepperdine	-	-	3,204	tv20	W, 63-60
1/5	at Seton Hall	-	-	6,427	tv20	L, 58-71
1/9	Providence (HCC)	-	-	11,239	NESN	W, 79-72
1/13	at Pittsburgh	-	6	6,798	tv20	L, 58-61
1/16	at Syracuse	-	9	29,898	tv20	W, 51-50
1/20	Villanova (HCC)	-	-	13,077	NESN	L, 58-69
1/23	at St. John's	-	-	6,008	tv20	L, 72-79 ot
1/30	at Georgetown	-	15	10,709	tv20	L, 59-60
2/2	Seton Hall (HCC)	-	-	9,274	NESN	L, 59-61
2/4	at Holy Cross	-	-	1,338	-	W, 82-81
2/6	Georgetown (HCC)	-	14	16,016	-	W, 66-59
2/8	at Providence	-	-	7,218	ESPN/tv20	L, 79-85
2/15	Boston College (HCC)	-	-	10,213	-	W, 53-49
2/18	at Fairfield	-	-	3,245	-	W, 74-48
2/20	Syracuse (HCC)	-	12	16,016	NESN	L, 71-73
2/23	at Boston College	-	-	3,737	tv20	L, 56-64
2/27	Pittsburgh (HCC)	-	6	16,016	NESN	L, 69-74
2/29	St. John's (HCC)	-	-	10,781	NESN	L, 62-77
3/5	Brooklyn College	-	-	4,163	-	W, 90-51
3/10	vs. Providence *	-	-	19,591		W, 75-62
3/11	vs. Pittsburgh *	-	5	19,591		L, 58-75
3/17	at West Virginia #	-	-	4,562		W, 62-57 ot
3/21	Louisiana Tech (HCC) #	-	-	11,331		W, 65-59
3/25	VA-Commonwealth #	-	-	4,801		W, 72-61
3/29	vs. Boston College ##	-	-	10,453		W, 73-67
3/30	vs. Ohio State ##	-	-	13,779		W, 72-67

% Connecticut Mutual Classic, Hartford CC, Hartford CT
*BIG EAST Tournament, Madison Square Garden, New York, N.Y.
National Invitation Tournament
National Invitation Tournament, Madison Square Garden, New York, N.Y.

1986-87
Head Coach: Jim Calhoun
9-19, 3-13 in the BIG EAST
7-9 home, 2-9 away, 0-1 neutral
Rank

Date	Opponent	UC	Opp.	Attn.	TV	Score
11/29	Massachusetts	-	-	3,446	-	W, 58-54
12/2	at Yale	-	-	1,079	tv20	L, 75-77 ot
12/4	Central Connecticut	-	-	3,676	tv20	W, 62-52
12/6	Purdue (HCC)	-	4	9,155	-	L ,70-88
12/9	at Boston University	-	-	1,449	NESN	L, 71-80
12/11	Rhode Island	-	-	3,032	-	W, 96-94 ot
12/13	Villanova +	-	-	7,283	NESN	L, 51-66
12/23	Fairfield	-	-	2,587	-	W, 54-51
12/29	Hartford (HCC)%	-	-	12,401	-	L, 48-49
12/30	Lehigh (HCC)%	-	-	9,829	-	W, 71-57
1/3	Syracuse +	-	7	8,038	tv20	L, 71-88
1/6	at Seton Hall	-	-	5,057	tv20	W, 77-68
1/14	at Providence	-	-	10,029	tv20	L, 89-103
1/17	St. John's (HCC)	-	13	10,039	-	L, 54-69
1/21	at Georgetown	-	15	7,353	ESPN	L, 51-65
1/24	Providence (HCC)	-	-	10,479	-	L, 53-61
1/27	at Boston College	-	-	3,357	ESPN/tv20	W, 66-60
1/31	at Pittsburgh	-	17	6,798	tv20	L, 52-73
2/3	at St. Peter's	-	-	8,741	-	L, 50-75
2/5	Holy Cross	-	-	3,496	-	W, 64-54
2/7	at Syracuse	-	11	28,357	tv20	L, 53-59
2/11	Georgetown (HCC)	-	13	11,035	NESN	W, 50-78
2/14	at Villanova	-	-	6,500	tv20	L, 58-67
2/18	at St. John's	-	20	6,008	tv20	L, 55-76
2/21	Pittsburgh (HCC)	-	8	8,964	-	L, 66-76
2/26	Boston College (HCC)	-	-	8,340	-	L, 60-66
2/28	Seton Hall (HCC)	-	-	8,130	-	W, 56-54
3/5	vs. Boston College *	-	-	19,591		L, 59-61

+ New Haven Coliseum, New Haven, CT
%Connecticut Mutual Classic, Hartford CC, Hartford, CT
*BIG EAST Tournament at Madison Square Garden, New York, N.Y.

ALL-TIME RESULTS

● 2004, 1999 NCAA National Champions ● 2009, 2004, 1999 NCAA Final Four ●



1980-81 National Invitation Tournament Second Round



1976-77 Coach Rowe with his top stars from his final Husky squad

1985-86
Head Coach: Dom Perno
12-16, 3-13 in the BIG EAST
9-6 home, 3-9 away, 0-1 neutral

11/26	Yale	W, 80-76
11/30	St. Peter's	W, 53-40
12/4	at Massachusetts	W, 78-70
12/7	Boston University	W, 89-76
12/10	at Fairfield	W, 74-72
12/14	at Rhode Island	W, 55-42
12/21	Minnesota (HCC)	W, 70-69
12/27	St. Francis (CMC-HCC)	W, 84-61
12/28	Northeastern (CMC-HCC)	L, 73-90
1/4	at Boston College	L, 60-61
1/8	at Georgetown	L, 66-70
1/11	Boston College	W, 80-69
1/13	Villanova (HCC)	L, 59-68
1/18	St. John's (HCC)	L, 60-61
1/21	Seton Hall	W, 82-70
1/25	at Syracuse	L, 67-80
1/29	Central Connecticut	W, 86-69
2/5	Georgetown (HCC)	L, 63-80
2/9	at Villanova	L, 53-59
2/11	Pittsburgh	W, 77-73
2/13	at Holy Cross	L, 70-73
2/15	at St. John's	L, 54-74
2/18	at Seton Hall	L, 62-65
2/22	Providence (HCC)	L, 67-74
2/24	at Pittsburgh	L, 51-79
2/26	at Providence	L, 66-69
3/1	Syracuse (HCC)	L, 68-75
3/5	vs. Seton Hall *	L, 66-76

CMC Connecticut Mutual Classic, Hartford CC, Hartford, CT
*BIG EAST Tournament at Madison Square Garden, New York, N.Y.

1984-85
Head Coach: Dom Perno
13-15, 6-10 in the BIG EAST
10-7 home, 3-7 away, 0-1 neutral

11/28	at Minnesota	L ,60-61
12/4	at Yale	W, 95-77
12/6	Massachusetts	W, 64-52
12/8	Ohio State (HCC)	L, 65-72
12/11	Fairfield +	L, 74-81
12/15	Rhode Island	W, 93-63
12/28	New Hampshire (CMC-HCC)	W, 81-57
12/29	Iona (CMC-HCC)	L, 54-55
1/2	St. John's (HCC)	L, 51-57
1/5	at Villanova	L, 59-70 ot
1/9	at Providence	L, 66-75
1/12	Pittsburgh	W, 76-74
1/19	at Syracuse	W, 70-68
1/23	at Georgetown	L, 66-79
1/26	Boston College	L, 77-78 ot
1/28	U.S. International	W, 90-65
1/30	Seton Hall	W, 81-76
2/2	at St. John's	L, 64-97
2/5	Villanova (HCC)	L, 71-79
2/9	Providence (HCC)	W, 84-70
2/13	at Pittsburgh	L, 71-78
2/16	Delaware State	W, 74-68
2/18	Holy Cross	W, 71-58
2/20	Syracuse (HCC)	W, 71-69
2/23	Georgetown (HCC)	L, 47-68
2/25	at Boston College	W, 74-68
3/2	at Seton Hall	L, 80-85
3/6	vs. Georgetown*	L, 62-93

+ New Haven Coliseum, New Haven, CT
CMC Connecticut Mutual Classic, Hartford CC, Hartford, CT
*BIG EAST Tournament at Madison Square Garden, New York, N.Y.

1983-84
Head Coach: Dom Perno
13-15, 5-11 in the BIG EAST
9-6 home, 4-8 away, 0-1 neutral

12/1	Yale	W, 76-54
12/3	at Ohio State	L, 67-74
12/6	at Fairfield	W, 77-70
12/8	U.S. International	W, 98-80
12/10	Boston University	W, 79-74
12/13	Brooklyn College	W, 75-47
12/15	at Massachusetts	L, 65-67 ot
12/28	Columbia (CMC-HCC)	W, 85-60
12/29	Arizona State (CMC-HCC)	W, 66-60
1/4	Georgetown (HCC)	L, 69-81
1/7	at Pittsburgh	W, 79-58
1/10	at St. John's	L, 65-68
1/14	Seton Hall	W, 76-68
1/18	Syracuse (HCC)	L, 68-95
1/21	at Providence	W, 70-67
1/25	New Hampshire	W, 67-65
1/27	Villanova (HCC)	L, 58-69
1/31	at Boston College	L, 67-82
2/4	at Georgetown	L, 62-87
2/6	Pittsburgh	L, 71-75 ot
2/11	St. John's (HCC)	L, 65-84
2/15	at Seton Hall	W, 79-57
2/18	at Syracuse	L, 85-87 3ot
2/20	Providence	W, 62-59
2/25	at Holy Cross	L, 73-82
2/28	at Villanova	L, 70-82
3/3	Boston College (HCC)	L, 60-83
3/8	vs. Syracuse *	L, 58-73

CMC Connecticut Mutual Classic, Hartford CC, Hartford, CT
*BIG EAST Tournament, Madison Square Garden, New York, N.Y.

1982-83
Head Coach: Dom Perno
12-16, 5-11 in the BIG EAST
6-7 home, 5-8 away, 1-1 neutral

11/30	at Yale	W, 96-73
12/3	at Arizona State +	L, 64-79
12/4	vs. Utah +	W, 73-63
12/7	Fairfield #	L, 81-98
12/9	Massachusetts	W, 86-74
12/11	at Boston University	W, 51-50
12/28	Air Force (CMC-HCC)	W, 66-50
12/29	Texas A&M (CMC-HCC)	W, 69-63
1/4	at Pittsburgh	W, 71-67
1/6	at Manhattan	L ,51-52
1/9	at New Hampshire	L, 72-76
1/11	St. John's (HCC)	L, 73-85
1/15	at Georgetown	L, 53-74
1/19	Holy Cross	W, 72-64
1/22	Boston College #	L, 79-88
1/26	Providence (HCC)	L, 62-65
1/29	Seton Hall	W, 78-47
2/2	at Syracuse	L, 69-89
2/5	Pittsburgh	L, 71-72 ot
2/8	at Villanova	L, 79-86
2/12	Georgetown (HCC)	L, 60-77
2/14	at St. John's	L, 78-98
2/19	Villanova (HCC)	L, 68-75
2/21	at Boston College	L, 80-86
2/26	at Providence	W, 72-62
3/1	at Seton Hall	W, 78-67
3/5	Syracuse (HCC)	W, 55-54
3/10	vs. Villanova *	L, 68-69

+ Fiesta Basketball Classic, Tempe, AZ
# New Haven Coliseum, New Haven, CT
*BIG EAST Tournament, Madison Square Garden, New York, NY

1981-82
Head Coach: Dom Perno
17-11, 7-7 in the BIG EAST
10-3 home, 7-7 away, 0-1 neutral
National Invitation Tournament

11/28	at Maine	W, 68-53
12/2	New Hampshire	W, 87-68
12/5	Boston University	W, 73-54
12/8	at Fairfield +	W, 75-71
12/11	at Oral Roberts #	L, 67-69
12/12	vs. Texas Christian #	W, 69-67 ot
12/22	at Massachusetts	W, 66-55
12/29	St. Bonaventure (CMC-HCC)	W, 91-73
12/30	South Florida (CMC-HCC)	W, 57-50
1/6	at Syracuse	L, 69-72
1/9	Seton Hall	W, 76-66
1/13	Boston College +	W, 59-58 ot
1/16	at St. John's	L, 71-77
1/20	at Georgetown	W, 63-52
1/23	Villanova (HCC)	W, 53-51
1/26	Yale	W, 63-57
1/28	Manhattan	W, 72-57
1/30	at Holy Cross	L, 69-76
2/1	at Providence	W, 47-45 ot
2/6	at Boston College	W, 67-59
2/10	St. John's (HCC)	L, 82-93 ot
2/13	Syracuse (HCC)	L, 71-78
2/16	at Seton Hall	L, 59-61
2/20	Providence +	W, 90-61
2/24	at Villanova	L, 63-67 ot
2/27	Georgetown (HCC)	L, 42-60
3/4	vs. St. John's *	L, 52-54
3/10	at Dayton **	L, 75-76 ot

+ New Haven Coliseum, New Haven, CT
# Oil Capital Classic, Tulsa, OK
CMC Connecticut Mutual Classic, Hartford CC, Hartford, CT
*BIG EAST Tournament, Hartford CC, Hartford, CT
**National Invitation Tournament

1980-81
Head Coach: Dom Perno
20-9, 8-6 in the BIG EAST
11-4 home, 9-4 away, 0-1 neutral
National Invitation Tournament Second Round

12/6	at Yale	W, 65-53
12/9	Fairfield (HCC)	W, 72-50
12/11	Maine	W, 55-51
12/13	Boston University	W, 72-65
12/29	Army (CMC-HCC)	W, 81-60
12/30	Western Kentucky (CMC-HCC)	W, 84-58
1/3	at Rhode Island	W, 74-69
1/5	Syracuse +	W, 78-59
1/8	Holy Cross	W, 66-57
1/10	Seton Hall	W, 57-47
1/12	at New Hampshire	W, 61-58
1/14	at Boston College	L, 57-58
1/17	St. John's (HCC)	W, 69-68
1/21	at Villanova	L, 59-63
1/24	Georgetown	W, 75-73 ot
1/27	Massachusetts	W, 98-64
1/29	Rhode Island (HCC)	L, 75-78
1/31	at Manhattan	W, 75-58
2/4	at Providence	W, 79-70
2/7	Boston College	L, 71-76
2/11	at St. John's	L, 65-72
2/14	at Syracuse	W, 65-63
2/17	at Seton Hall	W, 77-70
2/21	Providence +	W, 71-57
2/23	Villanova	L, 73-74
2/28	at Georgetown	L, 58-60
3/5	vs. Villanova *	L, 54-65
3/12	at South Florida **	W, 65-55
3/16	Minnesota ** (HCC)	L, 66-84

CMC Connecticut Mutual Classic, Hartford CC, Hartford, CT
+ New Haven Coliseum, New Haven, CT
*BIG EAST Tournament at Syracuse, NY
**National Invitation Tournament

1979-80
Head Coach: Dom Perno
20-9, 3-3 in the BIG EAST
14-3 home, 4-5 away, 2-1 neutral
National Invitation Tournament

12/1	Yale	W, 83-75
12/4	New Hampshire	W, 71-62
12/7	vs. Richmond #	W, 81-79
12/8	at Utah* #	W, 66-73
12/11	Fairfield +	W, 66-57
12/14	at Rhode Island	L, 63-74
12/22	Seton Hall	W, 89-73
12/28	Ohio U. (CMC)	W, 95-76
12/29	Pittsburgh (CMC)	L, 72-77
1/3	at New Hampshire	L, 59-67
1/5	at St. John's	L, 73-83
1/10	Boston College	W, 83-71
1/12	at Massachusetts	W, 72-51
1/16	Fordham	W, 66-53
1/19	McNeese St.	W, 73-69
1/23	Providence +	W, 74-63
1/26	at Syracuse	L, 89-99
1/30	Manhattan +	W, 89-66

●Ten BIG EAST Regular Season Championships ● Six BIG EAST Tournament Championships ●



1974-75 National Invitation Tournament First Round



1972-73

2/2	at Georgetown	L, 64-84
2/6	Massachusetts	W, 73-55
2/9	Rhode Island (HCC)	L, 65-68
2/13	Boston University	W, 72-65
2/16	Central Connecticut	W, 66-58
2/18	Vermont	W, 89-62
2/20	at Holy Cross	W, 88-70
2/23	at Maine	W, 87-67
2/28	vs. Boston College **	W, 79-68
2/29	vs. Syracuse **	L, 61-92
3/5	St. Peter's ***	L, 56-71

*Utah forfeited game, ineligible player
Utah Classic, Salt Lake City, UT
+ New Haven Coliseum, New Haven, CT
CMC Conn. Mutual Classic, New Haven Coliseum, New Haven, CT
**Big East Tournament, Providence CC, Providence, RI
***National Invitation Tournament

1978-79
Head Coach: Dom Perno
21-8
12-1 home, 5-5 away, 4-2 neutral
NCAA Tournament
ECAC Tournament Champions

11/24	vs. Long Island #	W, 84-69
11/25	at Davidson #	L, 81-84
12/2	at Yale	L, 78-94
12/6	Fairfield	W, 68-67
12/9	Boston University	W, 92-84
12/13	at Massachusetts	W, 65-62
12/23	Maine	W, 97-79
12/29	Tulsa (CMC)	W, 89-68
12/30	East Carolina (CMC)	W, 80-68
1/3	at New Hampshire	W, 72-67
1/9	Rutgers	W, 69-67 ot
1/11	at Boston University	W, 63-62 ot
1/13	Syracuse +	L, 60-74
1/17	at Boston College	L, 80-90
1/20	at Providence	L, 63-64
1/26	vs. Holy Cross ##	W, 109-102 ot
1/27	vs. Boston College ##	L, 77-78
1/31	Manhattan +	W, 77-64
2/3	New Hampshire	W, 81-64
2/6	Harvard	W, 84-70
2/8	at Fordham	W, 93-80
2/10	Massachusetts	W, 79-59
2/13	at Rhode Island	L, 71-84
2/17	at Vermont	W, 79-62
2/21	St. Peter's	W, 80-70
2/24	Rhode Island +	W, 80-75 ot
3/1	vs. Boston College**	W, 91-74
3/3	vs. Rhode Island**	W, 58-50
3/10	vs. Syracuse***	L, 81-89

#Charlotte Invitational Tournament, Charlotte, NC
CMC Connecticut Mutual Classic, New Haven Coliseum, New Haven, CT
+ New Haven Coliseum, New Haven, CT
Colonial Classic, Boston Garden, Boston, MA
**ECAC Tournament, Providence CC, Providence, RI
***NCAA Tournament, Providence CC, Providence, RI

1977-78
Head Coach: Dom Perno
11-15
9-5 home, 2-8 away, 0-2 neutral

11/26	Fordham (HCC)	W, 73-62
11/30	at Syracuse	L, 61-101
12/3	Yale	W, 73-57
12/6	New Hampshire	W, 82-68
12/10	at Boston University	L, 61-66
12/14	at Massachusetts	L, 64-74
12/28	Niagara #	L, 72-96
12/29	Manhattan #	W, 75-68
1/3	Colgate	W, 76-57
1/6	St. Francis	L, 81-84
1/7	at New Hampshire	W, 60-50
1/10	at Rhode Island	L, 68-78
1/14	at Harvard	W, 73-72
1/17	Massachusetts (HCC)	W, 56-49
1/21	Providence +	L, 47-57
1/25	Boston University	W, 80-63
1/27	vs. Holy Cross ##	L, 63-78
1/28	vs. Boston College ##	L, 72-101
2/4	at Rutgers	L, 70-78
2/9	at St. Peter's	L, 71-95
2/11	Rhode Island	L, 61-70
2/15	at Maine	L, 73-79
2/18	Vermont	W, 59-48
2/22	Boston College	L, 74-76
2/25	Manhattan	W, 57-54
2/28	at Fairfield	L, 57-63

UConn Classic, Hartford Civic Center, Hartford, CT
+ New Haven Coliseum, New Haven, CT
Colonial Classic, Boston Garden, Boston, MA

1976-77
Head Coach: Dee Rowe
17-10
12-4 home, 4-4 away, 1-2 neutral

12/1	Boston University	W, 73-69 ot
12/4	at Yale	W, 56-50
12/7	at Columbia	L, 71-72
12/11	George Washington	W, 72-70
12/14	vs. Duke #	L, 59-64 ot
12/16	at New Hampshire	W, 65-51
12/28	Colgate +	W, 73-66 ot
12/29	Illinois State +	L, 77-88
1/4	Maine	W, 79-63
1/6	St. Peter's	W, 52-50
1/8	Rutgers (HCC)	L, 77-84 ot
1/11	at Providence	L, 71-86
1/13	Massachusetts (HCC)	L, 80-81
1/15	Harvard	W, 68-64
1/18	New Hampshire	W, 76-56
1/21	Rhode Island (HCC)	W, 67-65
1/24	at Boston University	W, 67-65
1/27	at Boston College	W, 83-66
1/29	at Massachusetts	L, 64-65
2/10	at Manhattan	L, 69-72 ot
2/12	Vermont	W, 70-64
2/16	Holy Cross	W, 89-85
2/19	at Vermont	L, 77-85
2/26	at Rhode Island	W, 90-89
3/1	Fairfield	W, 87-75
3/3	vs. Holy Cross*	L, 77-89
3/5	vs. Fairfield*	W, 72-66

Madison Square Garden, New York, NY
+ UConn Classic, Hartford Civic Center, Hartford, CT
*ECAC Tournament, Hartford Civic Center, Hartford, CT

1975-76
Head Coach: Dee Rowe
19-10
8-4 home, 7-4 away, 4-2 neutral
NCAA Tournament Sweet 16
ECAC Tournament Champions

11/28	vs. Manhattan #	L, 83-99
11/29	vs. Colgate #	W, 66-52
12/3	Canisius	W, 83-69
12/6	Yale	W, 71-59
12/9	Boston University	W, 95-78
12/13	at Rutgers	L, 83-96
1/2	Boston College (HCC)	L, 83-94
1/6	Vermont	L, 85-86 ot
1/9	Columbia ##	W, 98-69
1/10	American ##	W, 83-70
1/13	at George Washington	L, 92-106
1/17	at Maine	W, 83-69
1/21	Manhattan	W, 84-66
1/24	at Rhode Island	L, 60-63
1/28	at Holy Cross	W, 73-69
1/31	at Massachusetts	W, 72-66
2/4	Boston University	W, 78-70
2/7	Massachusetts	L, 73-86
2/12	vs. Lafayette +	W, 86-79
2/14	at Vermont	W, 78-71
2/19	Maine	L, 63-64
2/21	at New Hampshire	L, 82-85 ot
2/26	New Hampshire	W, 99-54
2/28	Rhode Island	W, 76-66
3/2	at Fairfield	W, 72-70
3/4	vs. Massachusetts*	W, 73-69
3/6	vs. Providence*	W, 87-73
3/13	vs. Hofstra**	W, 80-78 ot
3/18	vs. Rutgers***	L, 79-93

Lapchick Memorial Classic, Jamaica, NY
UConn Classic, Field House, Storrs, CT
+ Madison Square Garden, New York, NY
*ECAC Tournament
**NCAA Tourn. First Round, Providence CC, Providence, RI
*** NCAA Tourn. Second Round, Greensboro Coliseum, Greensboro, NC

1974-75
Head Coach: Dee Rowe
18-10
11-2 home, 6-3 away, 1-5 neutral
National Invitation Tournament

11/30	at Yale	W, 88-73
12/3	California State-Fullerton	W, 78-63
12/6	vs. Mississippi St. #	L, 87-89
12/7	vs. Portland #	W, 69-64
12/10	Vermont	W, 90-84
12/14	Rhode Island	W, 85-68
1/4	at New Hampshire	L, 56-57
1/10	Eastern Michigan ##	W, 76-60
1/11	East Carolina ##	W, 79-77
1/15	New Hampshire	W, 73-67
1/18	at Colgate	W, 80-65
1/22	Long Island	W, 85-83
1/25	at Vermont	L, 69-70
1/28	Fairfield	W, 87-78
2/?	at Maine	W, 100-90 ot
2/5	Boston University	W, 106-85
2/8	at Massachusetts	W, 80-76 ot
2/11	Rutgers	W, 90-89
2/13	vs. Manhattan +	L, 69-77
2/15	Massachusetts	L, 75-76
2/19	at Boston University	W, 94-79
2/22	Maine	W, 80-71
2/25	at Boston College	L, 67-68
3/1	at Rhode Island	W, 73-71
3/4	Holy Cross	L, 69-81
3/6	vs. Boston College*	L, 58-68
3/8	vs. Providence*	L, 83-108
3/16	vs. South Carolina**	L, 61-71

Show-Me Classic, Univ. of Missouri, Columbia, MO
UConn Classic, Field House, Storrs, CT
+ Madison Square Garden, New York, NY
*ECAC Tournament
**National Invitation Tournament, Madison Square Garden, New York, NY

1973-74
Head Coach: Dee Rowe
19-8
10-2 home, 7-4 away, 2-2 neutral
National Invitation Tournament Quarterfinals

12/1	Yale	W, 102-88
12/5	Holy Cross	L, 85-91
12/8	at Harvard	W, 80-52
12/11	at Massachusetts	L, 72-79
12/15	Manhattan (OT)	W, 76-72 ot
12/28	vs. Pittsburgh #	L, 63-83
12/29	vs. Virginia Military Institute #	W, 80-78
1/3	New Hampshire	L, 70-76
1/7	Colgate	W, 66-58
1/10	at Syracuse	W, 61-60
1/12	Vermont	W, 69-56
1/16	Columbia	W, 63-56
1/19	at Maine	W, 79-69
1/22	at Boston University	W, 91-78
1/26	at Vermont	W, 67-60
1/30	at Holy Cross	W, 71-68
2/2	Maine	W, 93-71
2/5	at Rhode Island	L, 70-80 3ot
2/9	Massachusetts	W, 79-76 ot
2/13	at New Hampshire	W, 72-62
2/16	at Georgetown	L, 66-67
2/19	at Rutgers	L, 82-89
2/23	Rhode Island	W, 72-55
2/26	Boston College	W, 77-69
3/2	Boston University	W, 94-71
3/17	vs. St. John's*	W, 82-70
3/21	vs. Boston College*	L, 75-76

Razorback Invitational, Little Rock, AR
*National Invitation Tournament, Madison Square Garden, New York, NY

ALL-TIME RESULTS

● 2004, 1999 NCAA National Champions ● 2009, 2004, 1999 NCAA Final Four ●



1963-64 NCAA Elite Eight, Yankee Conference Co-Champion



1962-63 NCAA Tournament First Round, Yankee Conference Champion

1972-73
Head Coach: Dee Rowe
15-10
8-4 home, 7-6 away

12/2	at Yale	W, 92-71
12/6	Holy Cross	L, 90-96
12/9	Rutgers	L, 72-86
12/12	Massachusetts	W, 71-68
12/16	at Columbia	W, 71-62
12/22	Harvard #	L, 70-80
12/23	Syracuse #	L, 73-104
1/3	at New Hampshire	W, 60-59
1/6	at Florida State	L, 55-91
1/9	at Florida Southern	L, 85-93
1/11	at South Florida	W, 84-67
1/13	Georgetown	W, 78-64
1/20	Rhode Island	W, 74-72
1/24	Dartmouth	W, 97-78
1/27	at Vermont	W, 104-74
2/3	Maine	W, 98-81
2/7	at Boston University	L, 99-107
2/10	at Massachusetts	L, 67-83
2/13	New Hampshire	W, 81-69
2/15	Vermont	W, 88-46
2/17	at Maine	L, 105-110 ot
2/22	at Manhattan	L, 87-97
2/24	at Rhode Island	W, 91-77
2/27	at Boston College	W, 66-65
3/3	Boston University	W, 66-53

Connecticut Classic, Field House, Storrs, CT

1971-72
Head Coach: Dee Rowe
8-17
6-8 home, 2-8 away, 0-1 neutral

12/1	at Dartmouth	L, 89-107
12/4	Yale	W, 66-64
12/8	Fairfield	L, 69-76
12/11	Vermont	W, 98-61
12/14	at Massachusetts	L, 67-69
12/18	at Holy Cross	L, 77-96
12/21	Columbia	W, 68-62
12/29	at Oral Roberts #	L, 88-106
12/30	vs. East Carolina #	L, 64-74
1/5	Colgate	L, 80-86
1/8	at Rhode Island	L, 52-57
1/12	Hawaii	L, 71-77
1/15	Maine	W, 72-69 ot
1/25	Boston University	L, 67-70
1/29	at Vermont	W, 63-52
2/3	Georgetown	W, 89-81
2/5	at Maine	L, 51-52
2/8	at New Hampshire	W, 77-65
2/12	Massachusetts	W, 58-56
2/16	New Hampshire	L, 65-73
2/19	at Syracuse	L, 69-98
2/22	at Rutgers	L, 86-89
2/26	Rhode Island	L, 78-89
2/29	Boston College	L, 39-41 ot
3/4	Manhattan	L, 71-83

Oral Roberts Classic, Tulsa, OK

1970-71
Head Coach: Dee Rowe
10-14
6-5 home, 3-8 away, 1-1 neutral

12/5	at Yale	L, 80-94
12/9	at New Hampshire	W, 74-71
12/12	Boston University	W, 64-62
12/15	Massachusetts	L, 68-74
12/18	vs. Oklahoma State #	L, 64-80
12/19	vs. Yale #	W, 84-76
1/7	New Hampshire	W, 82-79
1/9	Rhode Island	L, 67-75
1/12	at Boston College	L, 69-71
1/16	Vermont	W, 107-82
1/27	at Fairfield	L, 72-88
1/30	at Maine	L, 99-112
2/2	Dartmouth	L, 62-69
2/4	at Georgetown	L, 75-98
2/6	Maine	W, 88-54
2/8	Florida Southern	W, 82-74
2/10	at Colgate	W, 94-76
2/13	at Massachusetts	L, 67-89
2/15	Holy Cross	L, 78-103
2/17	at Vermont	W, 100-80
2/20	Syracuse	L, 76-97
2/23	Rutgers	W, 70-66
2/25	at Manhattan	L, 83-86
2/27	at Rhode Island	L, 78-96

Bayou Classic, Lafayette, LA



1966-67 1966-67 seniors meet with Coach Shabel before their last home game

1969-70
Head Coach: Dee Rowe
14-9
7-3 home, 7-4 away, 0-2 neutral
Yankee Conference Champion

12/3	Fairfield	W, 65-64
12/6	Yale	W, 91-77
12/10	New Hampshire	W, 81-61
12/13	Boston College	W, 77-72
12/16	at Massachusetts	W, 88-71
12/20	at Holy Cross	L, 104-122
12/23	Manhattan	L, 62-75
12/27	vs. Villanova #	L, 71-89
12/29	vs. Wake Forest #	L, 77-103
1/5	at Maine	W, 83-75
1/10	at Rhode Island	W, 77-74 ot
1/22	at Vermont	W, 85-79
1/24	at Dartmouth	L, 83-88
1/26	at Boston University	W, 90-81 ot
1/31	Vermont	L, 63-69
2/3	at Fordham	W, 66-64
2/7	Maine	W, 99-74
2/11	at Syracuse	L, 80-101
2/14	Massachusetts	L, 65-71
2/18	at New Hampshire	W, 80-69
2/21	Colgate	W, 96-82
2/24	at Rutgers	L, 84-90 ot
2/28	Rhode Island	W, 35-32

Quaker City Tournament, Spectrum, Philadelphia, PA

1968-69
Head Coach: Burr Carlson
5-19
5-7 home, 0-12 away

11/30	at Yale	L, 70-89
12/7	at Boston College	L, 75-105
12/11	at New Hampshire	L, 78-97
12/14	Fordham	L, 55-66
12/17	Massachusetts	L, 66-80
12/21	Holy Cross	L, 63-67
12/28	at San Jose	L, 83-96
12/30	at UC Santa Barbara	L, 70-84
1/1	at Utah	L, 85-105
1/4	Dartmouth	L, 62-74
1/8	Syracuse	W, 103-84
1/11	Rhode Island	W, 102-92
1/23	at Vermont	L, 87-99
1/25	Manhattan	L, 78-93
2/1	Vermont	W, 96-78
2/4	at Seton Hall	L, 79-81
2/8	at Maine	L, 88-116
2/11	Boston University	W, 74-72
2/15	at Massachusetts	L, 70-85
2/17	Maine	L, 70-84
2/19	New Hampshire	W, 88-84
2/22	at Long Island University	L, 46-86
2/25	Rutgers	L, 79-81
3/1	at Rhode Island	L, 72-92

1967-68
Head Coach: Burr Carlson
11-13
7-5 home, 4-7 away, 0-1 neutral

12/2	Yale	W, 70-62
12/5	at Boston University	L, 72-79
12/9	Boston College	L, 60-76
12/13	at St. Francis (NY)	L, 62-82
12/16	at Fordham	L, 48-57
12/28	William & Mary #	W, 51-49
12/29	Texas Christian #	L, 65-72
1/3	at Holy Cross	L, 77-83
1/6	at Maine	W, 81-79
1/10	New Hampshire	W, 96-70
1/13	at Rhode Island	L, 65-78
1/25	at Vermont	W, 87-59
1/27	at Syracuse	W, 89-84
1/31	at Massachusetts	L, 63-65
2/3	Vermont	W, 82-62
2/10	Maine	W, 93-69
2/13	at Rutgers	L, 66-71
2/17	Massachusetts	L, 44-56
2/20	at New Hampshire	W, 94-68
2/22	Holy Cross	L, 85-86 ot
2/24	Long Island University	L, 47-64
2/26	Seton Hall	W, 71-66
2/29	vs. Manhattan +	L, 69-83
3/2	Rhode Island	W, 62-58

Basketball Classic, Field House, Storrs, CT
+ Madison Square Garden, New York, NY

1966-67
Head Coach: Fred A. Shabel
17-7
13-2 home, 4-4 away, 0-1 neutral
NCAA Tournament
Yankee Conference Champion

12/1	American International	W, 81-58
12/3	at Yale	L, 57-65
12/7	at New Hampshire	W, 77-56
12/10	at Boston College	L, 69-87
12/14	St. Francis (NY)	W, 81-65
12/17	East Carolina	W, 89-60
12/28	George Washington #	W, 89-69
12/30	Virginia #	W, 100-79
1/4	Holy Cross	L, 69-74 ot
1/7	at Vermont	W, 58-49
1/14	Rhode Island	W, 80-78
1/16	Vermont	W, 99-70
1/21	Fordham	W, 67-66
2/1	Massachusetts	W, 66-59
2/4	Maine	W, 109-65
2/6	Syracuse	L, 79-90
2/11	Boston University	W, 113-64
2/13	at Maine	W, 114-88
2/18	at Massachusetts	W, 60-59
2/21	New Hampshire	W, 114-75
2/23	Rutgers	W, 84-77
2/25	at Rhode Island	L, 86-87
3/1	at Holy Cross	L, 61-70
3/11	vs. Boston College*	L, 42-48

Basketball Classic, Field House, Storrs, CT
*NCAA Tournament, Kingston, RI

●Ten BIG EAST Regular Season Championships ● Six BIG EAST Tournament Championships ●


1959-60 NCAA Tournament First Round, Yankee Conference Champion


1958-59 NCAA Tournament First Round, Yankee Conference Champion

1965-66
Head Coach: Fred A. Shabel
16-8
8-3 home, 8-5 away
Yankee Conference Co-Champion

12/1	at American International	W, 89-72
12/4	Yale	W, 95-73
12/7	Manhattan	W, 76-55
12/11	Boston College	L, 74-90
12/13	at Maine	W, 84-69
12/18	at Syracuse	L, 62-87
12/21	at Fordham	L, 62-72
12/28	at Baylor	W, 96-88
12/30	at Southern Methodist	L, 66-80
1/5	Holy Cross	L, 72-73
1/12	New Hampshire	W, 119-74
1/15	at Rhode Island	L, 68-82
1/28	Colgate	W, 97-74
1/29	Vermont	W, 96-64
2/2	at Massachusetts	W, 90-60
2/5	Maine	W, 114-58
2/8	at Boston University	W, 62-43
2/12	at Holy Cross	L, 70-73
2/15	at New Hampshire	W, 113-62
2/19	Massachusetts	W, 91-64
2/23	at Rutgers	W, 96-84
2/26	at Vermont	W, 92-70
3/1	Rhode Island	W, 96-74
3/4	Rhode Island #	L, 62-67

Yankee Conference Play-off Game

1964-65
Head Coach: Fred A. Shabel
23-3
12-1 home, 10-0 away, 1-2 neutral
NCAA Tournament
Yankee Conference Champion

12/1	American International	W, 98-67
12/5	at Yale	W, 68-47
12/9	Harvard	W, 78-63
12/12	at Boston College	W, 85-81 ot
12/15	Massachusetts	W, 77-67
12/17	at Maine	W, 89-62
12/19	Fordham	W, 70-67
12/31	vs. Cornell #	W, 75-63
1/2	vs. Virginia #	L, 63-68
1/5	Holy Cross	L, 62-77
1/9	Vermont	W, 111-66
1/12	at New Hampshire	W, 82-62
1/16	Rhode Island	W, 78-68
1/27	Temple	W, 71-60
1/30	at Vermont	W, 107-60
2/3	Rutgers	W, 103-73
2/6	Maine	W, 95-59
2/9	at Massachusetts	W, 70-63
2/13	at Holy Cross	W, 87-76
2/16	Boston University	W, 89-78
2/20	American University	W, 115-60
2/24	at Manhattan	W, 80-75 ot
2/27	New Hampshire	W, 109-61
3/3	at Colgate	W, 101-66
3/6	at Rhode Island	W, 88-73
3/8	vs. St. Joseph's**	L, 61-67

#Queen City Tournament, Buffalo, NY
**NCAA Tournament, Philadelphia, PA

1963-64
Head Coach: Fred A. Shabel
16-11
9-3 home, 6-6 away, 2-1 neutral
NCAA Tournament Elite Eight
Yankee Conference Co-Champion

12/4	American International	W, 95-49
12/7	Yale	L, 60-64
12/10	at Massachusetts	L, 59-60
12/14	Boston College	W, 108-81
12/18	at Fordham	W, 59-51
12/21	at Canisius	L, 56-84
1/4	Manhattan	W, 73-57
1/9	at Boston University	L, 53-55
1/11	New Hampshire	W, 73-60
1/13	Maine	W, 71-58
1/18	Rhode Island	W, 43-41
1/29	at Temple	L, 45-53
2/1	at Vermont	W, 79-46
2/5	at Rutgers	L, 67-68
2/8	at Maine	W, 80-53
2/11	Massachusetts	W, 72-50
2/14	Vermont	W, 90-64
2/15	Holy Cross	L, 57-62
2/19	at Holy Cross	L, 56-60
2/22	Colgate	W, 100-62
2/25	at New Hampshire	W, 58-55
2/29	at Rhode Island	L, 53-54
3/4	at Rhode Island #	W, 61-60
3/6	Syracuse	L, 49-58
3/9	vs. Temple**	W, 53-48
3/14	vs. Princeton***	W, 52-50
3/16	vs. Duke***	L, 54-101

Yankee Conference Play-off Game
**NCAA Tournament First Round, Philadelphia, PA
***NCAA Tournament Second Round & Final 8, Raleigh, NC

1962-63
Head Coach: Hugh S. Greer (7-3),
George Wigton (11-4)
18-7
10-2 home, 8-4 away, 0-1 neutral
NCAA Tournament
Yanke Conference Champion

12/1	at Yale	W, 61-49
12/8	at Boston College	W, 63- 53
12/12	Massachusetts	W, 85-61
12/15	Fordham	L, 66-75
12/17	American University	W, 64-58
12/18	at Loyola (New Orleans)	L, 49-51
1/5	at Holy Cross	L, 50-74
1/8	at New Hampshire	W, 86-58
1/11	Vermont	W, 88-67
1/12	Maine	W, 92-64
1/24	Canisius	L, 65-74
1/29	Boston University	W, 90-76
2/2	at Vermont	W, 95-62
2/6	American International	W, 93-57
2/9	at Maine	W, 89-61
2/12	at Massachusetts	W, 79-66
2/16	Holy Cross	W, 85-75
2/19	at Rhode Island	L, 62-65
2/21	at Manhattan	W, 68-64
2/23	Rutgers	W, 88-63
2/26	New Hampshire	W, 102-72
3/2	Rhode Island	W, 88-73
3/7	at Syracuse	W, 92-74
3/9	at Colgate	L, 67-69
3/11	vs. West Virginia*	L, 71-77

*NCAA Tournament, Philadelphia, PA

1961-62
Head Coach: Hugh S. Greer
16-8
12-3 home, 4-5 away

12/2	Yale	W, 82-64
12/6	at Harvard	W, 79-68
12/9	Boston College	W, 78-71
12/12	at Massachusetts	W, 76-65
12/16	at Fordham	L, 68-85
12/18	Brown	W, 67-61
1/2	Maine	L, 68-73
1/6	Holy Cross	L, 70-79
1/9	at Rhode Island	L, 63-70
1/11	New Hampshire	W, 104-56
1/13	Manhattan	W, 69-68
1/27	at Vermont	W, 67-63
1/29	Loyola (New Orleans)	W, 84-74
2/3	at Boston University	W, 82-63
2/6	American International	W, 78-51
2/10	Vermont	W, 91-57
2/13	Massachusetts	W, 72-56
2/17	at Holy Cross	L, 64-103
2/20	at Maine	L, 68-70
2/23	at Rutgers	L, 62-93
2/27	New Hampshire	W, 85-72
3/3	Rhode Island	W, 89-83
3/5	Syracuse	L, 67-72
3/9	Colgate	W, 94-78

1960-61
Head Coach: Hugh S. Greer
11-13
8-2 home, 3-9 away, 0-2 neutral

12/1	American International	W, 78-56
12/3	at Yale	L, 55-63
12/9	at Boston College	L, 96-110
12/13	Massachusetts	W, 72-70
12/15	at Vermont	W, 84-73
12/17	Fordham	W, 74-71
12/20	Brown	W, 85-71
12/31	vs. Drake #	L, 81-90
1/2	vs. Princeton #	L, 76-88
1/4	Rutgers	W, 95-74
1/7	at Holy Cross	L, 85-103
1/10	at Boston University	L, 73-77
1/12	at New Hampshire	W, 79-77
1/14	Rhode Island	W, 74-68
1/28	Vermont	W, 81-61
1/31	at Maine	L, 55-74
2/2	at Manhattan	W, 73-71
2/8	New Hampshire	L, 84-91
2/11	Maine	W, 73-60
2/14	at Massachusetts	L, 54-71
2/18	Holy Cross	L, 89-98
2/25	at Georgetown	L, 80-99
3/1	at Colgate	L, 71-83
3/4	at Rhode Island	L, 61-73

Queen City Invitational, Buffalo, NY

1959-60
Head Coach: Hugh S. Greer
17-9
12-2 home, 5-6 away, 0-1 neutral
NCAA Tournament
Yankee Conference Champion

12/1	American International	W, 82-52
12/5	Yale	W, 66-65
12/9	at New Hampshire	W, 75-51
12/12	Boston College	W, 84-67
12/15	at Massachusetts	L, 60-62
12/19	at Rutgers	W, 74-62
12/22	Santa Clara	L, 47-54
1/2	at Fordham	W, 80-66
1/5	New Hampshire	W, 75-52
1/9	Holy Cross	L, 49-52
1/13	Boston University	W, 78-60
1/16	at Niagara	L, 79-112
1/30	Manhattan	W, 64-56
2/2	at Syracuse	L, 64-65
2/4	at Vermont	W, 71-65
2/6	at Maine	L, 74-75
2/9	at Rhode Island	W, 66-62


1964-65 NCAA Tournament First Round, Yankee Conference Champion

ALL-TIME RESULTS

● 2004, 1999 NCAA National Champions ● 2009, 2004, 1999 NCAA Final Four ●



1955-56 NCAA Sweet 16, Yankee Conference Champion



1953-54 NCAA Tournament First Round, Yankee Conference Champion

2/12	Maine	W, 91-79
2/13	at Temple	L, 67-69
2/16	Massachusetts	W, 71-49
2/20	at Holy Cross	L, 66-98
2/23	Canisius	W, 96-66
2/27	Vermont	W, 84-73
3/3	Colgate	W, 93-67
3/5	Rhode Island	W, 95-79
3/8	vs. New York University*	L, 59-78

*NCAA Tournament, New York, NY

1958-59
Head Coach: Hugh S. Greer
17-7
9-3 home, 7-3 away, 1-1 neutral
NCAA Tournament
Yankee Conference Champion

12/3	American International	W, 76-63
12/6	at Yale	W, 60-52
12/9	New Hampshire	W, 77-46
12/13	at Boston College	L, 55-81
12/15	Massachusetts	W, 71-67
12/17	at Colgate	W, 72-57
12/20	vs. Manhattan +	W, 59-57
12/22	Georgetown	W, 76-68
12/27	Temple	W, 64-46
1/3	Fordham	W, 74-63
1/6	Maine	W, 73-58
1/10	Holy Cross	L, 50-74
1/13	at New Hampshire	W, 65-51
1/17	at Vermont	W, 82-69
1/31	Maine	W, 72-61
2/7	Vermont	L, 60-61
2/10	at Boston University	L, 55-67
2/14	Rhode Island	W, 70-64
2/16	at Massachusetts	L, 79-80 ot
2/18	Syracuse	L, 64-72
2/21	at Holy Cross	W, 71-69
3/4	at Rhode Island	W, 87-63
3/7	at Rutgers	W, 80-55
3/10	vs. Boston University**	L, 58-60

+ Madison Square Garden, New York, NY
**NCAA Tournament, New York, NY

1957-58
Head Coach: Hugh S. Greer
17-10
11-6 home, 4-2 away, 2-2 neutral
NCAA Tournament
Yankee Conference Champion

12/2	American International	W, 84-55
12/4	at Massachusetts	W, 99-57
12/7	Yale	L, 74-79
12/9	at New Hampshire	W, 90-50
12/11	Rutgers	W, 73-63
12/14	Boston College	L, 68-82
12/18	Colgate	W, 82-61
12/26	vs. Seattle*	L, 83-87
12/28	vs. New York University*	W, 74-68
12/30	vs. Pittsburgh*	W, 68-60
1/4	Manhattan	L, 57-62
1/11	Holy Cross	W, 77-68
1/14	New Hampshire	W, 81-69
1/18	Vermont	W, 99-85
1/30	Maine	W, 84-62
2/1	at Fordham	L, 70-86
2/4	Pittsburgh	L, 62-77
2/6	at Vermont	W, 107-95
2/8	at Maine	W, 103-62
2/10	Boston University	W, 77-71
2/12	at Northeastern	W, 87-59
2/15	at Rhode Island	W, 102-57
2/18	Massachusetts	W, 86-72
2/25	at Holy Cross	L, 89-92
3/1	Rhode Island	L, 81-85
3/8	at Syracuse	L, 70-75
3/11	vs. Dartmouth**	L, 64-75

*ECAC Holiday Festival, Madison Square Garden, New York, N.Y.
**NCAA Tournament, Madison Square Garden, New York, N.Y.

1956-57
Head Coach: Hugh S. Greer
17-8
7-5 home, 8-2 away, 2-1 neutral
NCAA Tournament
Yankee Conference Champion

12/1	Colby	W, 103-89
12/3	New Hampshire	W, 98-50
12/6	at Yale	W, 77-66
12/11	at Rutgers	W, 88-75
12/15	Boston College	L, 81-87



1951-52 Yankee Conference Champion

12/22	at Manhattan	L, 86-100
12/27	at Miami (Fla.)*	W, 74-70
12/28	vs. Stanford*	W, 57-56
12/29	vs. Pittsburgh *	W, 64-50 ot
1/2	Dartmouth	L, 67-70 ot
1/5	Yale	L, 64-66
1/7	Syracuse	L, 78-79
1/12	Holy Cross	W, 97-72
1/15	at New Hampshire	W, 94-54
1/26	at Colgate	L, 86-96
1/30	at Maine	W, 124-92
2/2	Fordham	L, 67-68
2/5	at Massachusetts	W, 97-71
2/9	Maine	W, 118-81
2/16	Rhode Island	W, 88-79
2/19	Massachusetts	W, 90-77
2/23	American International	W, 118-88
2/26	at Holy Cross	W, 97-80
3/2	at Rhode Island	W, 94-93
3/12	vs. Syracuse**	L, 76-82

*Orange Bowl Tournament, Miami, Florida
**NCAA Tournament, New York, NY

1955-56
Head Coach: Hugh S. Greer
17-11
8-4 home, 6-5 away, 3-2 neutral
NCAA Tournament Sweet 16
Yankee Conference Champion

12/1	American International	W, 91-76
12/5	New Hampshire	W, 88-63
12/7	Yale	L, 87-92
12/16	at St. Joseph's (PA)	W, 71-66
12/19	Manhattan	L, 82-85
12/22	at New York University	W, 90-82
12/28	vs. Brown*	W, 72-66
12/29	vs. Massachusetts*	W, 73-69
12/30	at Colby*	W, 79-71
1/4	Holy Cross	L, 68-85
1/7	at Rhode Island	W, 88-86
1/14	Boston College	W, 88-57
1/17	at New Hampshire	W, 93-56
1/27	at Syracuse	L, 82-102
1/28	at Colgate	W, 82-80
2/1	at Fordham	L, 72-82
2/4	Niagara	L, 81-84
2/6	at Maine	W, 94-68
2/7	Rutgers	W, 105-85
2/10	Maine	W, 109-96
2/11	at Colby	L, 93-98
2/16	Northeastern	W, 80-74
2/18	Rhode Island	W, 92-90
2/21	at Massachusetts	L, 85-87
2/27	at Holy Cross	L, 81-103
3/13	vs. Manhattan**	W, 84-75
3/16	vs. Temple**	L, 59-65
3/17	vs. Dartmouth**	L, 64-85

*New England Tournament, Waterville, ME
**NCAA Tournament First Round, New York, NY
**NCAA Tournament Second Round &
Consolation Round, Philadelphia, PA

1954-55
Head Coach: Hugh S. Greer
20-5
10-2 home, 10-2 away, 0-1 neutral
National Invitation Tournament
Yankee Conference Champion

12/1	Rhode Island	W, 116-77
12/3	St. Joseph's (PA)	W, 79-78
12/8	at Yale	W, 83-57
12/13	at Boston College	W, 117-74
12/17	American International	W, 103-78
12/21	at Manhattan	W, 90-79
12/27	Harvard*	W, 98-60
12/28	Brown*	W, 91-68
12/29	Dartmouth*	L, 65-66
1/5	New Hampshire	W, 102-84
1/6	Maine	W, 99-58
1/8	Rhode Island	W, 92-83
1/11	Boston University	W, 84-75
1/15	Boston College	W, 95-76
1/29	at Northeastern	W, 72-44
2/2	Fordham	L, 65-70
2/5	Colgate	W, 93-85
2/8	at Dartmouth	L, 54-69
2/11	at New Hampshire	W, 103-85
2/12	at Maine	W, 116-73
2/16	at Rutgers	W, 91-78
2/19	at Rhode Island	W, 90-72
2/22	Massachusetts	W, 93-75
2/26	Holy Cross	L, 58-60
3/12	St. Louis**	L, 103-110

*New England Tournament, Storrs, CT
**National Invitation Tournament, New York, NY

1953-54
Head Coach: Hugh S. Greer
23-3
11-0 home, 10-2 away, 2-1 neutral
NCAA Tournament
Yankee Conference Champion

12/1	at Rhode Island	W, 90-81
12/3	American International	W, 77-49
12/5	Yale	W, 56-52
12/8	at Colby	W, 79-65
12/12	at Bucknell	W, 80-64
12/19	St. Joseph's (PA)	W, 85-77
12/28	vs. Brown*	W, 87-63
12/29	vs. Springfield*	W, 80-67
12/30	at Dartmouth*	W, 70-58
1/5	Maine	W, 108-60
1/6	New Hampshire	W, 104-48
1/9	Rhode Island	W, 78-54
1/12	at Boston University	W, 62-55
1/16	Boston College	W, 106-81
2/3	at Fordham	L, 63-70
2/6	at Colgate	L, 68-74
2/9	at Wagner	W, 71-61
2/12	at New Hampshire	W, 107-68
2/13	at Maine	W, 102-61
2/16	Rutgers	W, 91-78
2/20	Rhode Island	W, 79-74

●Ten BIG EAST Regular Season Championships ● Six BIG EAST Tournament Championships ●


1950-51 First NCAA Tournament Squad, Yankee Conference Champion


1945-46

2/25	at Massachusetts	W, 75-66
2/27	at Holy Cross	W, 78-77
3/1	Tufts	W, 91-69
3/3	Columbia	W, 80-64
3/8	vs. Navy**	L, 80-85

*New England Tournament, Hanover, NH
**NCAA Tournament, Buffalo, NY

1952-53
Head Coach: Hugh S. Greer
17-4
11-1 home, 6-3 away
Yankee Conference Champion

12/3	American International	W, 73-55
12/6	Rensselaer Polytech	W, 78-48
12/9	at Yale	W, 76-68
12/13	Boston College	W, 70-51
12/16	at Brown	W, 81-62
12/20	Villanova	W, 75-71
12/30	at Rutgers	W, 82-73
1/3	Maine	W, 87-66
1/7	Holy Cross	L, 67-71
1/10	Rhode Island	W, 80-74
1/14	at Columbia	L, 59-71
1/16	Colgate	W, 65-64
2/7	at St. Joseph's (PA)	L, 69-78
2/9	Wagner	W, 64-61
2/13	at New Hampshire	W, 82-59
2/14	at Maine	W, 76-66
2/18	Brown	W, 91-59
2/21	at Rhode Island	L, 80-82
2/26	Massachusetts	W, 89-51
2/28	Boston University	W, 105-73
3/2	at Tufts	W, 115-74

1951-52
Head Coach: Hugh S. Greer
20-7
12-2 home, 8-5 away
Yankee Conference Champion

11/29	American International	W, 75-55
12/1	St. Francis (NY)	L, 69-77
12/5	Tufts	W, 78-52
12/8	Buffalo	W, 72-69
12/12	Brown	W, 86-65
12/15	Boston College	L, 53-57
12/18	at Yale	W, 56-47
12/20	V.M.I.	W, 63-47
12/21	V.M.I.	W, 74-55
12/27	at Buffalo	L, 58-65
12/29	Puerto Rico	W, 88-54
1/4	Wayne	W, 59-58
1/5	Maine	W, 71-57
1/12	at Rhode Island	L, 62-64
1/16	at Wesleyan	W, 69-38
1/17	New Hampshire	W, 75-58
1/26	at Colgate	L, 54-76
2/2	at Brown	W, 63-59
2/4	at Boston University	W, 70-64
2/8	Bucknell	W, 85-59
2/12	at Holy Cross	L, 53-72
2/15	at New Hampshire	W, 65-61
2/16	at Maine	W, 66-53
2/23	Rhode Island	W, 72-67
2/27	at Massachusetts	W, 68-54
3/1	at Villanova	W, 63-58
3/5	at St. Francis	L, 47-63

1950-51
Head Coach: Hugh S. Greer
22-4
11-2 home, 11-1 away, 0-1 neutral
NCAA Tournament
Yankee Conference Champion

11/30	American International	W, 68-46
12/2	Springfield	W, 46-44
12/6	at Tufts	W, 68-59
12/9	at Brown	W, 64-58
12/13	Yale	W, 71-65
12/15	at R.P.I.	L, 67-72
12/16	at McGill	W, 50-41
12/21	Colby	W, 66-61
12/23	Boston College	W, 56-52
12/26	at Buffalo	W, 61-51
1/5	Maine	W, 68-52
1/6	Vermont	W, 71-43
1/10	at Northeastern	W, 75-55
1/13	Rhode Island	L, 72-77
1/27	at Muhlenberg	W, 52-44
1/30	at American International	W, 66-55
2/3	at Springfield	W, 54-49
2/7	Brown	L, 58-60
2/10	Wesleyan	W, 74-51
2/13	Temple	W, 76-61
2/16	at New Hampshire	W, 85-54
2/17	at Maine	W, 83-62
2/20	Boston University	W, 74-59
2/24	at Rhode Island	W, 75-70
2/28	Massachusetts	W, 92-50
3/20	vs. St. John's **	L, 52-63

**NCAA Tournament, New York, NY

1949-50
Head Coach: Hugh S. Greer
17-8
11-3 home, 6-5 away

American International	W, 66-51
Springfield	W, 56-36
Tufts	W, 56-39
at Brown	L, 59-69
at Yale	L, 44-62
Manhattan	L, 56-71
Pittsburgh	L, 35-52
Muhlenberg	L, 61-73
Maine	W, 65-56
at Rhode Island	L, 65-83
Wayne	W, 65-47
at Massachusetts	L, 57-61
Northeastern	W, 77-40
New Hampshire	W, 73-35
at Buffalo	W, 56-40
at Dartmouth	W, 78-71
at Vermont	W, 61-44
at Springfield	L, 58-59
Brown	W, 74-60
at Wesleyan	W, 82-58
at Bates	W, 77-70
at Maine	W, 67-58
Boston University	W, 107-67
Rhode Island	W, 74-71
M.I.T.	W, 82-44

1948-49
Head Coach: Hugh S. Greer
19-6
Yankee Conference Champion

American University	L, 47-50
Springfield	W, 55-45
Tufts	W, 75-63
Brown	W, 58-41
Yale	L, 44-61
Wesleyan	W, 42-38
Vermont	W, 72-48
Wayne	W, 44-39
Buffalo	W, 52-39
New York University	L, 51-70
Colby	W, 58-39
Maine	W, 63-43
Rhode Island	W, 58-48
Massachusetts	W, 80-48
New Hampshire	W, 66-37
Maine	W, 58-29
Coast Guard	W, 60-47
Boston University	W, 44-43
Wesleyan	W, 62-41
New Hampshire	W, 52-43
Brown	L, 45-57
Brooklyn College	W, 64-39
Rhode Island	L, 64-86
Yale	L, 55-71
M.I.T.	W, 91-52

1947-48
Head Coach: Hugh S. Greer
17-6
Yankee Conference Champion

American University	W, 48-37
St. Anselm's	W, 69-55
Arnold	W, 45-35
Brown	W, 59-38
New York University	L, 55-68
Wesleyan	W, 54-37
Northeastern	W, 64-41
Akron	L, 48-60
Western Reserve	L, 49-63
Maine	W, 63-29
Rhode Island	L, 63-65
Massachusetts	W, 58-20
American University	W, 52-48
Yale	L, 50-57
Maine	W, 46-39
Champlain	W, 49-38
Vermont	W, 54-39
Coast Guard	W, 52-40
Army	W, 50-49
Brown	W, 57-41
New Hampshire	W, 70-47
Rhode Island	W, 89-80
Yale	L, 53-57

1946-47
Head Coach: Blair Gullion (3-1),
Hugh S. Greer (13-1)
16-2

New York University	L, 41-67
Brown	W, 65-44
Wesleyan	W, 53-34
Northeastern	W, 81-42
Maine	W, 51-38
Rhode Island	L, 57-75
Massachusetts	W, 73-37
Coast Guard	W, 61-29
New Hampshire	W, 68-38
Maine	W, 88-39
Northeastern	W, 77-31
Army	W, 41-39
Coast Guard	W, 74-39
Yale	W, 47-39
Brown	W, 72-41
New Hampshire	W, 94-45
Rhode Island	W, 83-75
Providence	W, 88-46

1945-46
Head Coach: Blair Gullion
11-6

Brown	L, 41-55
U.S. Submarine Base	W, 48-38
Wesleyan	W, 38-35
Northeastern	W, 67-28
New York University	L, 55-61
Maine	W, 54-33
Rhode Island	L, 47-59
Coast Guard	L, 29-31
Wesleyan	L, 29-40
Maine	W, 60-48
Brown	W, 51-44
U.S. Submarine Base	W, 44-31
Army	W, 51-50
Coast Guard	W, 37-31
Providence	W, 43-41
Northeastern	W, 78-22
Rhode Island	L, 54-60

1944-1945
Head Coach: Don White
5-11

Wesleyan	L, 43-48
Brown	L, 45-65
Worcester Polytech	L, 49-51
New York University	L, 45-73
Maine	W, 69-41
Rhode Island	L, 57-82
Wesleyan	L, 31-39
Brown	L, 45-65
Northeastern	W, 53-41
Maine	L, 44-45
Yale	L, 41-79

ALL-TIME RESULTS

● 2004, 1999 NCAA National Champions ● 2009, 2004, 1999 NCAA Final Four ●


1940-41


1931-32

Providence	W, 48-42
Coast Guard	L, 31-34
Northeastern	W, 72-54
Coast Guard	L, 40-44
Rhode Island	W, 67-59

1943-1944
Head Coach: Don White
10-9

Boston Coast Guard	L, 47-57
Wesleyan	W, 49-25
Brown	L, 53-60
Worcester Polytech	W, 48-36
Wesleyan	W, 42-33
Colgate	L, 36-64
Cornell	L, 35-64
New York University	L, 45-46
Maine	W, 50-22
Rhode Island	W, 67-61
Coast Guard	L, 42-61
Yale	L, 33-41
Northeastern	W, 59-41
Maine	W, 73-48
Yale	L, 35-46
Coast Guard	L, 37-59
Northeastern	W, 70-37
Brown	W, 69-44
Rhode Island	W, 65-61

1942-1943
Head Coach: Don White
8-7

Brown	W, 58-40
Maine	W, 72-55
Coast Guard	L, 52-59
New Hampshire	W, 51-40
Rhode Island	L, 51-67
Northeastern	W, 76-56
Coast Guard	L, 46-54
Yale	W, 50-49
Springfield	L, 53-61
New Hampshire	W, 46-37
Maine	L, 38-40
Massachusetts	W, 78-42
Rhode Island	W, 82-58
Wesleyan	L, 40-42
Northeastern	L, 46-50

1941-1942
Head Coach: Don White
12-5

Brown	L, 48-50
Springfield	W, 57-47
St. Lawrence	L, 39-41
Maine	W, 58-45
Coast Guard	W, 60-46
New Hampshire	W, 57-36
Rhode Island	L, 59-66
Coast Guard	W, 37-31
Maine	W, 47-39
New Hampshire	W, 69-53
Yale	L, 48-53
Northeastern	W, 66-34
Worcester Polytech	W, 69-55
Massachusetts	W, 46-40
Rhode Island	L, 68-87
Wesleyan	W, 66-44
Northeastern	W, 58-29

1940-1941
Head Coach: Don White
14-2

Springfield	W, 47-44
Brown	W, 42-36
Maine	W, 80-51
Coast Guard	W, 65-38
Rhode Island	L, 61-79
Villanova	L, 35-40
New Hampshire	W, 78-47
Maine	W, 53-46
Northeastern	W, 71-24
New Hampshire	W, 70-50
Maryland	W, 52-43
Massachusetts	W, 57-37
Rhode Island	W, 63-62
Worcester Polytech	W, 58-37
Northeastern	W, 79-36
Wesleyan	W, 57-42

1939-1940
Head Coach: Don White
9-7

St. Lawrence	L, 35-39
Brown	L, 36-44
Michigan	L, 45-62
Northeastern	W, 61-38
Maine	W, 56-38
New Hampshire	W, 66-36
Coast Guard	W, 80-27
New Hampshire	W, 50-46
Maine	W, 71-68
Northeastern	W, 67-49
Massachusetts	W, 65-35
Wesleyan	W, 55-44
Rhode Island	L, 81-102
Providence	L, 51-55
Worcester Polytech	L, 60-63
Rhode Island	L, 48-49

1938-1939
Head Coach: Don White
12-6

Arnold	W, 51-39
Brown	L, 31-51
Indiana	L, 38-71
Purdue	L, 30-51
Illinois	L, 23-49
Northeastern	W, 32-26
Maine	L, 29-45
New Hampshire	W, 41-38
Rhode Island	L, 62-76
Coast Guard	W, 49-34
New Hampshire	W, 59-38
Maine	W, 53-49
Coast Guard	W, 82-42
Massachusetts	W, 58-47
Wesleyan	W, 54-41
Rhode Island	W, 68-67
Worcester Polytech	W, 49-48
Northeastern	W, 48-38

1937-1938
Head Coach: Don White
13-5

Arnold	W, 61-40
Providence	W, 40-32
Brown	W, 56-51
New Hampshire	W, 43-41
Wesleyan	L, 48-57
Maine	W, 54-46
Coast Guard	W, 52-40
Maine	W, 51-39
Coast Guard	W, 59-39
New Hampshire	L, 42-48
Rhode Island	L, 45-62
Alumni	W, 80-32
Massachusetts	W, 60-51
Northeastern	W, 59-32
Trinity	W, 38-35
Rhode Island	L, 65-67
Worcester Polytech	W, 61-59
Northeastern	L, 40-45

1936-1937
Head Coach: Don White
11-7

Northeastern	W, 42-37
Clark	L, 38-39
Coast Guard	W, 34-31
Wesleyan	L, 36-46
Massachusetts	W, 41-37
Maine	W, 50-40
Brown	L, 41-43
New Hampshire	W, 44-26
Worcester Polytech	W, 49-43
Rhode Island	L, 41-56
Northeastern	W, 59-41
New Hampshire	W, 34-27
Maine	L, 41-44
Trinity	W, 38-35
Rhode Island	L, 41-65
Trinity	L, 33-40
Coast Guard	W, 61-20
Alumni	W, 60-21

1935-1936
Head Coach: John J. Heldman, Jr. (0-1),
J. O. Christian (3-10)
3-11

Alumni	L, 45-52
Clark	L, 19-38
Wesleyan	L, 35-45
Massachusetts	L, 32-58
Brown	L, 35-65
Boston University	W, 31-27
New Hampshire	L, 29-44
Rhode Island	L, 32-75
Trinity	W, 37-29
Arnold	L, 33-35
Trinity	L, 27-35
Rhode Island	L, 51-56
Worcester Polytech	L, 30-48
Coast Guard	W, 43-42

1934-1935
Head Coach: John J. Heldman, Jr.
7-8

Alumni	W, 44-23
Amer. International	W, 39-27
Clark	W, 41-19
Wesleyan	L, 30-44
Massachusetts	L, 20-22
Brown	L, 31-39
New Hampshire	W, 41-32
Boston University	W, 42-31
Trinity	L, 23-28
Rhode Island	L, 32-57
Springfield	L, 18-43
Trinity	L, 27-28
Rhode Island	L, 45-62
Worcester Polytech	W, 44-30
Coast Guard	W, 35-30

1933-1934
Head Coach: John J. Heldman, Jr.
5-10

Alumni	W, 40-30
Wesleyan	L, 21-28
Worcester Polytech	L, 35-41
Massachusetts	L, 31-37
Clark	W, 44-26
Brown	L, 30-40
Coast Guard	W, 31-29
Boston University	L, 33-37
New Hampshire	W, 21-20
Trinity	L, 15-31
Rhode Island	L, 26-50
Trinity	L, 21-28
Norwich University	W, 32-27
Springfield	L, 40-46
Rhode Island	L, 38-44

1932-1933
Head Coach: John J. Heldman, Jr.
4-12

Alumni	W, 33-27
Upsala	W, 33-22
Boston University	L, 25-50
Brown	L, 29-31
Wesleyan	L, 22-36
Massachusetts	L, 19-22
Springfield	L, 25-26
New Hampshire	L, 20-27
Tufts	L, 17-36
Northeastern	L, 21-26
Worcester Polytech	W, 29-25
Rhode Island	L, 29-41
Coast Guard	L, 31-39

●Ten BIG EAST Regular Season Championships ● Six BIG EAST Tournament Championships ●



1926-27



1925-26

Trinity	L, 19-38
Clark	W, 63-32
Rhode Island	L, 34-41

1931-1932
Head Coach: John J. Heldman, Jr.
3-11

Alumni	W, 37-36
Brown	W, 27-22
Tufts	L, 21-34
Boston University	L, 26-30
Bridgewater Normal	W, 43-34
Massachusetts	L, 19-33
Wesleyan	L, 29-40
Springfield	L, 19-52
New Hampshire	L, 19-36
Coast Guard	L, 22-40
Rhode Island	L, 31-45
Clark	L, 22-38
Trinity	L, 20-26
Rhode Island	L, 32-33

1930-1931
Head Coach: Louis A. Alexander (5-3), Sumner A. Dole (5-3)
10-6

Bridgewater Normal	W, 38-29
Fitchburg Normal	W, 57-26
Boston University	W, 39-33
East Stroudsburg	W, 44-20
Tufts	W, 33-30
Yale	L, 17-36
Brown	L, 35-39
Wesleyan	L, 27-36
Massachusetts	L, 13-14
Trinity	W, 32-15
Rhode Island	W, 28-27
Springfield	W, 32-24
New Hampshire	W, 44-32
Coast Guard	W, 35-33
Rhode Island	L, 21-31
Holy Cross	L, 30-44

1929-1930
Head Coach: Louis A. Alexander
8-7

East Stroudsburg	W, 27-21
Yale	L, 19-25
Tufts	W, 24-22
Massachusetts	W, 37-23
Brown	L, 22-29
Springfield	L, 29-33
Coast Guard	W, 35-20
Trinity	L, 25-29
Holy Cross	W, 33-27
New Hampshire	L, 21-24
St. Michael's	W, 39-28
Rhode Island	L, 31-36
Wesleyan	W, 33-22
Holy Cross	L, 23-42
Rhode Island	W, 53-28

1928-1929
Head Coach: Louis A. Alexander
11-6

Pennsylvania Teachers	W, 49-34
New Hampshire	W, 44-25
Tufts	W, 29-27
Maine	W, 29-22
Massachusetts	W, 21-13
Wesleyan	L, 23-36
Trinity	L, 28-29
Providence	W, 35-33
Holy Cross	L, 29-33
Holy Cross	L, 21-23
Rhode Island	L, 25-30
Coast Guard	W, 49-42
Vermont	W, 34-25
Springfield	L, 19-28
Rhode Island	W, 38-29
Coast Guard	W, 49-42
Brown	W, 35-33

1927-1928
Head Coach: Louis A. Alexander
11-3

Tufts	W, 37-22
Coast Guard	W, 64-23
Maine	L, 21-34
Providence	W, 29-21
Holy Cross	L, 27-36
Vermont	L, 28-45
New Hampshire	W, 51-29
Rhode Island	W, 38-27
Holy Cross	W, 46-33
Norwich	W, 39-17
Rhode Island	W, 41-34
Springfield	W, 39-36
Trinity	W, 31-24
Brown	W, 29-21

1926-1927
Head Coach: Sumner A. Dole
9-7

Crescent A.C.	L, 18-37
Cooper Union	W, 45-16
Northeastern	W, 45-39
Harvard	W, 39-24
Tufts	L, 37-44
Springfield	L, 24-35
New Hampshire	L, 24-32
Norwich	W, 35-23
Vermont	L, 16-31
Trinity	W, 31-15
Holy Cross	L, 19-30
Wesleyan	W, 41-26
Rhode Island	L, 33-37
Rhode Island	W, 34-30
Maine	W, 38-28
Coast Guard	W, 36-32

1925-1926
Head Coach: Sumner A. Dole
11-3

Norwich	W, 48-16
Tufts	W, 38-23
Wesleyan	L, 26-49
Union	L, 25-33
Springfield	W, 37-33
Harvard	W, 25-24
Trinity	W, 32-27
Maine	W, 34-26
New Hampshire	W, 33-18
Vermont	W, 47-41
Massachusetts	W, 30-26
Rhode Island	L, 27-33
Trinity	W, 51-24
Rhode Island	W, 43-29

1924-1925
Head Coach: Sumner A. Dole
10-4

New Hampshire	W, 22-18
Springfield	W, 26-16
Wesleyan	L, 26-31
Trinity	W, 50-23
Army	L, 29-30
Springfield	W, 28-13
Clark	W, 42-26
St. Michael's	W, 52-22
Massachusetts	L, 18-20
Holy Cross	W, 29-21
Trinity	W, 44-22
Rhode Island	W, 38-26
Harvard	L, 26-34
Rhode Island	W, 38-27

1923-1924
Head Coach: Sumner A. Dole
4-8

New Hampshire	L, 21-35
Springfield	L, 24-35
Wesleyan	L, 21-41
Tufts	L, 25-38
Trinity	W, 22-13
Army	L, 15-17
Springfield	L, 13-34
St. Michael's	W, 35-16
Massachusetts	L, 18-23
Trinity	W, 38-21
Rhode Island	W, 42-22
Rhode Island	L, 28-31

1922-1923
Head Coaches: J. W. Tasker, Roy J. Guyer
8-7

Army	L, 19-52
Trinity	W, 35-23
Rhode Island	W, 41-20
Springfield	L, 24-35
Harvard	W, 39-37
New Hampshire	W, 27-22
Springfield	L, 18-36
Holy Cross	W, 31-22
Wesleyan	L, 16-30
Brown	L, 27-33
Rhode Island	L, 29-30
Trinity	W, 30-26
St. Michael's	L, 27-29
Albany Law	W, 34-25
Albany Law	W, 32-13

1921-1922
Head Coach: J. W. Tasker
15-4

Harvard	W, 38-33
Army	W, 33-31
Brown	W, 29-23
Lebanon Valley	W, 40-29
Wesleyan	L, 19-20
Rhode Island	W, 19-18
Massachusetts	W, 31-13
Tufts	W, 27-20
New Hampshire	W, 35-30
Tufts	W, 47-35
Rhode Island	W, 41-18
Springfield	W, 24-23
Trinity	L, 19-21
Massachusetts	L, 17-30
Springfield	L, 23-46
Maine	W, 22-16
Worcester	W, 29-26
New Hampshire	W, 26-23
Trinity	W, 24-17

1920-1921
Head Coach: M. R. Swartz
7-9

Tufts	L, 25-38
Wesleyan	L, 20-31
Middlebury	W, 33-25
Springfield	L, 29-32
Massachusetts	L, 23-28
Clark	L, 20-28
Tufts	W, 33-23
Rhode Island	W, 44-22
Clark	W, 39-26
Massachusetts	W, 26-19
Rhode Island	L, 18-29
Worcester Polytech	L, 17-42
Trinity	L, 17-21
New Hampshire	L, 18-24
New Hampshire	W, 33-30
N.Y. State Teachers	W, 29-20

1919-1920
Head Coach: M. R. Swartz
7-5

Wesleyan	L, 31-43
Middlebury	W, 52-48
Massachusetts	W, 28-19
Trinity	W, 25-17
Boston College	W, 51-13
Rhode Island	L, 23-29
Wentworth Institute	W, 71-6


1903-04

Massachusetts	L, 22-27
Trinity	W, 24-17
Clark	W, 33-26
New Hampshire	L, 20-39
Worcester Polytech	L, 17-23

1918-1919
Head Coach: John F. Donahue
1-8

Worcester Polytech	L, 16-26
Rhode Island	L, 18-30
New Hampshire	L, 18-51
Rhode Island	L, 46-49
Boston College	W, 46-27
Stevens	L, 31-45
Boston College	L, 20-42
New Hampshire	L, 28-29
Worcester Polytech	L, 24-34

1917-1918
Head Coach: John F. Donahue
1-6

Wesleyan	W, 32-28
Wesleyan	L, 16-20
Massachusetts	L, 20-25
New Hampshire	L, 24-33
Rhode Island	L, 16-30
Stevens	L, 22-62
Rhode Island	L, 33-42

1916-1917
Head Coach: John F. Donahue
4-6

Wentworth	W, 52-11
Wesleyan	L, 24-38
New Hampshire	L, 19-28
Massachusetts	L, 12-33
Rhode Island	W, 29-26
Seton Hall	L, 19-34
Stevens	L, 17-33
Pratt	W, 35-30
Rhode Island	W, 34-18
New Hampshire	L, 15-28

1915-1916
Coach: John F. Donahue
5-3

Willimantic Emids	W, 32-11
Wesleyan	L, 23-42
Springfield College	L, 18-44
Trinity Rovers	W, 32-14
New Hampshire	L, 23-25
Bristol A.A.	W, 76-20
Rhode Island	W, 39-10
Rhode Island	W, 26-18

1914-1915
1-4

New Hampshire	L, 15-27
Dean	L, 19-21
Gamma Kappa Phi	L, 21-23
Bristol A.A.	W, 25-21
Yale 2nd	L, 16-26

*** - Note: In 1910-1911 an independent team was given permission to play some games under the college name. There was no official team, supported by the CAC Athletic Association, between 1908 and 1914. The "independent" CAC team was self-supporting, and played no collegiate opponents.**

CAC reinstated its support of basketball at the end of the 1913-1914 year. The last two games of the 1914-1915 season were played in Hawley Armory. The first full season of competition at Hawley was during the 1915-1916 season.

1913-1914
No competition

1912-1913
0-3

Springfield YMCA	L, 14-59
Mittineague	L, 15-47
Suffield Institute	L, 15-44

1911-1912
6-3

Windham H.S.	W, 26-14
Hopkins Prep	W, 40-11
New Haven H.S.	L, 12-22
New London Manual	W, 51-27
Dean Academy	L, 29-42
Grex Club	L, 23-36
New London Manual	W, 26-15
Monson	W, 15-9
Alumni	W, 22-16

1910-1911
1-2

Cyclers	L, 24-35
Monson Academy	L, 40-48
Cyclers	W, 18-15

1908-1909, 1909-1910
No competition

1907-1908
6-9

Trinity	L, 3-38
Willimantic YMCA	L, 6-17
Willimantic YMCA	W, 39-32
Rhode Island	L, 6-59
Cyclers Club	W, 34-5
Gunnery School	W, 30-26
Ridge School	W, 18-10
Manor School	W, 20-8
Holy Cross	L, 5-38
Cushing Academy	L, 13-15
Andover Academy	L, 11-36
Willimantic YMCA	L, 17-21
Rhode Island	W, 24-21


1901-02 First Varsity Team at Connecticut

Williston Academy	L, 21-39
Worcester Polytech	L, 29-36

1906-1907
5-7

Massachusetts	L, 27-34
Hartford H.S.	W, 69-19
Crescent A.C.	W, 85-14
New Hampshire	L, 11-33
Andover Academy	L, 10-46
Rhode Island	L, 18-23
Massachusetts	L, 16-24
Alumni	W, 71-28
Willimantic YMCA	W, 21-12
Dean Academy	W, 53-33
Trinity	L, 18-44
Trinity	L, 29-44

1905-1906
6-3

Manchester H.S.	W, 70-28
Wesleyan	L, 12-86
Bulkeley School	W, 74-34
Windham H.S.	L, 9-15
Willimantic YMCA	L, 26-31
New Britain	W, 65-9
Alumni	W, 50-27
Hartford Public H.S.	W, 119-27
Meriden H.S.	
W, 124-11	

1904-1905
3-3

Stafford H.S.	W, 67-7
Delphi Club (Willi)	L, 16-25
Hartford H.S.	W, 77-34
Alumni	W, 52-38
Massachusetts	L, 22-66
Middletown H.S.	L, 22-58

1903-1904
6-3

Willimantic Town	W, 38-12
Cathedral Lyceum	W, 37-11
Waterbury H.S.	W, 48-25
Stafford Town	L, 19-41
Alumni	W, 29-23
Middletown H.S.	L, 20-34
Manchester H.S.	L, 2-26
Manchester H.S.	W, 40-18
Munson Academy	W, 44-21

1902-1903
5-2

Willimantic TCC	W, 12-8
Middletown H.S.	W, 19-8
Alumni	W, 22-19
Torrington H.S.	W, 24-8
Torrington H.S.	L, 14-22
Grove A.C.	W, 22-12
Williston Academy	L, 8-44

1901-1902
5-5

Willimantic YMCA	L, 11-21
Willimantic Bus. Coll.	W, 70-11
Middletown	L, 30-33
Middletown YMCA	L, 27-66
Willimantic YMCA	L, 22-27
Willimantic Comp. E	L, 3-25
Manchester H.S.	W, 58-18
Alumni	W, 36-9
Norwich Academy	W, 30-6
Willimantic TCC	W, 16-15

1900-1901
1-0

Windham High	W, 17-12

● Ten BIG EAST Regular Season Championships ● Six BIG EAST Tournament Championships ●

Air Force (2-0)
12/28/82 W 66-50 H
12/29/88 W 68-55 H

Akron (0-1)
1947-48 L 48-60

Alabama (1-0)
3/27/04 W 87-71 N

Alabama-Birmingham (0-1)
3/22/89 L 79-85 H

Albany (NY State Teachers*) (3-0)
2/24/21* W 29-20
3/17/06 W 72-59 N
11/26/06 W 86-55 GP

Albany Law (2-0)
1922-23 W 34-25
1922-23 W 32-13

American International (20-0)
1934-35 W 39-27
1949-50 W 66-51 H
11/30/50 W 68-46 H
1/30/51 W 66-55 A
11/29/51 W 75-55 H
12/3/52 W 73-55 H
12/3/53 W 77-49 H
12/17/54 W 103-78 H
12/1/55 W 91-76 H
2/23/57 W 118-88 H
12/2/57 W 84-55 H
12/3/58 W 76-63 H
12/1/59 W 82-52 H
12/1/60 W 78-56 H
2/6/62 W 78-51 H
2/6/63 W 93-57 H
12/4/63 W 95-49 H
12/1/64 W 98-67 H
12/1/65 W 89-72 A
12/1/66 W 81-58 H

American University (5-1)
1947-48 W 48-37
1947-48 W 52-48
1948-49 L 47-50
12/17/62 W 64-58 H
2/20/65 W 115-60 H
1/10/76 W 83-70 H

Arizona (4-0)
12/7/99 W 78-69 N
12/9/00 W 71-69 GP
1/26/02 W 100-98(ot) A
11/22/05 W 79-70 N

Arizona State (2-1)
12/3/82 L 69-74 A
12/29/83 W 66-60 HCC
11/28/97 W 82-61 N

Arkansas (2-0)
3/27/97 W 74-64 N
11/21/05 W 77-68 N

Army (7-3)
1921-22 W 33-31
1922-23 L 19-52
1923-24 L 15-17
1924-25 L 29-30
1945-46 W 51-50
1946-47 W 41-39
1947-48 W 50-49
12/29/80 W 81-60 H
12/6/03 W 74-46 GP
11/29/05 W 68-54 HCC

Arnold (3-1)
1935-36 L 33-35
1937-38 W 61-40
1938-39 W 51-39
1947-48 W 45-35

Auburn (1-0)
11/26/89 W 95-81 N

Ball State (1-0)
12/28/03 W 101-62 HCC

Bates (1-0)
1949-50 W 77-70

Baylor (1-0)
12/28/65 W 96-88 A

Boston College (54-35)
1918-19 W 46-27
1918-19 L 20-42
1919-20 W 51-13
12/23/50 W 56-52 H
12/15/51 L 53-57 H
12/13/52 W 70-51 H
1/16/54 W 106-81 H
12/13/54 W 117-74 A
1/15/55 W 95-76 H
1/14/56 W 88-57 H
12/15/56 L 81-87 H
12/14/57 L 68-82 H
12/13/58 L 55-81 A
12/12/59 W 84-67 H
12/9/60 L 96-110 A
12/9/61 W 78-71 H
12/8/62 W 63-53 A
12/14/63 W 108-81 H
12/12/64 W 85-81(ot) A
12/11/65 L 74-90 H
12/10/66 L 69-87 A
3/11/67 L 42-48 N
12/9/67 L 60-76 H
12/7/68 L 75-105 A
12/13/69 W 77-72 H
1/12/71 L 69-71 A
2/29/72 L 39-41(ot) H
2/27/73 W 66-65 A
2/26/74 W 77-69 H
3/21/74 L 75-76 N
2/25/75 L 67-68 A
3/6/75 L 58-68 N
12/2/75 L 83-94 H
1/27/77 W 83-66 A
1/28/78 L 72-101 A
2/22/78 L 74-76 H
1/17/79 L 89-90 A
1/27/79 L 77-78 A
3/1/79 W 91-74 N
1/10/80 W 83-71 H
2/28/80 W 79-68 N
1/14/81 L 57-58 A
2/7/81 L 71-76 H
1/13/82 W 59-58(ot) NHC
2/6/82 W 67-59 A
1/22/83 L 79-88 NHC
2/21/83 L 80-86 A
1/31/84 L 67-82 A
3/3/84 L 60-83 HCC
1/26/85 L 77-78 (ot) H
2/25/85 W 74-68 A
1/4/86 L 60-61 A
1/11/86 W 80-69 H
1/27/87 W 66-60 A
2/26/87 L 60-66 HCC
3/5/87 L 59-61 N
2/15/88 W 53-49 HCC
2/23/88 L 56-64 A
3/29/88 W 73-67 A
2/11/89 W 86-49 HCC
2/22/89 W 77-75 A
2/17/90 W 89-67 GP
3/3/90 W 95-74 A
1/2/91 W 86-70 A
2/5/91 W 76-59 GP
1/25/92 W 83-77 (ot) HCC
3/7/92 W 89-79 A
1/16/93 W 66-64 A
2/24/93 W 69-64 GP
1/8/94 W 77-71 GP
2/9/94 W 94-91(2ot) A
12/6/94 W 74-70 A
2/21/95 W 88-75 HCC
12/3/95 W 63-62 HCC
12/7/96 W 61-54 GP
1/12/97 W 61-56 A
1/11/98 W 80-68 A
1/6/99 W 91-78 A
2/10/99 W 66-50 HCC
2/9/00 W 87-58 HCC
3/8/00 W 70-55 N
1/3/01 L 68-85 A
2/13/01 W 82-71 HCC
2/16/02 W 79-77(ot) HCC
2/25/02 W 75-61 A
2/1/03 L 71-95 GP
3/8/03 W 91-54 A
1/31/04 W 63-58 A
1/5/05 L 70-75 HCC

Boston University (40-12)
1930-31 W 39-33
1931-32 L 26-30
1932-33 L 25-50
1933-34 L 33-37
1934-35 W 42-31
1935-36 W 31-27
1948-49 W 44-43
1949-50 W 107-67
2/20/51 W 74-59
2/04/52 W 70-64 A
2/28/53 W 105-73 H
1/12/54 W 62-55 A
1/11/55 W 84-75 H
2/10/58 W 77-71 H
2/10/59 L 55-67 A
3/10/59 L 58-60 N
1/13/60 W 78-60 H
1/10/61 L 73-77 A
2/3/62 W 82-63 A
1/29/63 W 90-76 H
1/9/64 L 53-55 A
2/16/65 W 89-78 H
3/8/66 W 62-43 A
2/11/67 W 113-64 H
12/5/67 L 72-79 A
2/11/69 W 74-72 H
1/26/70 W 90-81(ot) A
12/12/70 W 64-62 H
1/25/72 L 67-70 H
2/7/73 L 99-107 A
3/3/73 W 66-53 H
1/22/74 W 91-78 A
3/2/74 W 94-71 H
2/5/75 W 106-85 H
2/19/75 W 94-79 A
12/9/75 W 95-78 A
2/4/76 W 78-70 H
12/1/76 W 73-69(ot) H
1/24/77 W 67-65 A
12/10/77 L 61-66 A
1/25/78 W 80-63 H
12/9/78 W 92-84 H
1/11/79 W 63-62(ot) A
2/13/80 W 72-65 H
12/13/80 W 72-65 A
12/5/81 W 73-54 H
12/11/82 W 51-50 A
12/10/83 W 79-74 H
12/7/85 W 89-76 H
12/9/86 L 71-80 A
3/15/90 W 76-52 H
11/17/97 W 68-54 GP

Bradley (1-0)
3/18/97 W 63-47 H

Bridgewater State (2-0)
1930-31 W 38-29
1931-32 W 43-34

Brigham Young (1-0)
3/20/03 W 58-53 N

Brooklyn College (3-0)
1948-49 W 64-39
12/13/83 W 75-47 H
3/5/88 W 90-51 H

Brown (26-18)
1921-22 W 29-23
1922-23 L 27-33
1927-28 W 29-21
1928-29 W 35-33
1929-30 L 22-39
1930-31 L 35-39
1931-32 W 27-22
1932-33 L 29-31
1933-34 L 30-40
1934-35 L 31-39
1935-36 L 35-65
1936-37 L 41-43
1937-38 W 56-51
1938-39 L 31-51
1939-40 L 36-44
1940-41 W 42-36
1941-42 L 48-50
1942-43 W 58-40
1943-44 L 53-60
1943-44 W 69-44
1944-45 L 45-65
1944-45 L 45-65
1945-46 L 41-55
1945-46 W 51-44
1946-47 W 65-44
1946-47 W 72-41
1947-48 W 59-38
1947-48 W 57-41
1948-49 W 58-41
1948-49 L 45-57
1949-50 L 59-69 A
1949-50 W 74-60 H
12/9/50 W 64-58 A
2/7/51 L 58-60 H
12/12/51 W 86-65 H
2/2/52 W 63-59 A
12/16/52 W 81-62 A
2/18/53 W 91-59 H
12/28/53 W 87-63 N
12/28/54 W 91-68 N
12/28/55 W 72-66 N
12/20/60 W 85-71 H
12/18/61 W 67-61 H
11/28/00 W 88-78 GP

Bryant (1-0)
11/29/08 W 88-58 XL

Bucknell (2-0)
2/8/52 W 85-59 H
12/12/53 W 80-64 A

Buffalo (7-1)
12/30/48 W 52-39 H
1/28/50 W 56-40 A
12/26/50 W 61-51 A
12/8/51 W 72-69 H
12/27/51 L 58-65 A
11/20/04 W 90-68 GP
11/8/07 W 82-57 GP
12/4/08 W 68-64 A

California (2-0)
3/20/89 W 73-72 H
3/17/90 W 74-54 H

California- Fullerton (1-0)
12/3/74 W 78-63 H

California- Los Angeles (0-1)
3/25/95 L 96-102 N

Canisius (2-2)
2/23/60 W 96-66 H
1/24/63 L 65-74 H
12/21/63 L 56-84 A
12/3/75 W 83-69 H
2/5/77 cancelled A

Central Arkansas (1-0)
11/17/06 W 88-59 HCC

Central Connecticut (12-0)
2/16/80 W 66-58 H
1/29/86 W 86-69 H
12/4/86 W 62-52 H
12/22/87 W 99-70 H
3/6/89 W 94-55 H
1/24/90 W 99-77 H
1/10/91 W 115-47 GP
12/27/91 W 112-58 HCC
12/11/93 W 117-63 HCC
1/23/96 W 116-46 HCC
12/28/02 W 93-65 HCC
12/22/05 W 87-59 HCC

Central Florida (2-0)
3/18/05 W 77-71 N
12/28/07 W 85-82 A

Chaminade (1-0)
11/21/00 W 77-61 N

Champlain (1-0)
1947-48 W 49-38

Chattanooga (2-0)
3/16/95 W 100-71 N
3/19/09 W 103-47 N

Cincinnati (5-0)
3/18/95 W 96-91 N
1/9/06 W 70-59 HCC
1/23/08 W 84-83 A
3/9/08 W 96-51 GP
1/10/09 W 81-72 A

Clark (6-4)
1919-20 W 33-26
1920-21 L 20-28
1920-21 W 39-26
1924-25 W 42-26
1931-32 L 22-38
1932-33 W 63-32
1933-34 W 44-26
1934-35 W 41-19
1935-36 L 19-38
1936-37 L 38-39

Clemson (1-0)
3/22/90 W 71-70 N

Coast Guard (24-9)
1926-27 W 36-32
1927-28 W 64-23
1928-29 W 49-42
1928-29 W 49-42
1929-30 W 35-20
1930-31 W 35-33
1931-32 L 22-40
1932-33 L 31-39
1933-34 W 31-29
1934-35 W 35-30
1935-36 W 43-42
1936-37 W 34-31
1936-37 W 61-20
1937-38 W 52-40
1937-38 W 59-39
1938-39 W 49-34
1938-39 W 82-42
1939-40 W 80-27
1940-41 W 65-38
1941-42 W 60-46
1941-42 W 37-31
1942-43 L 52-59
1942-43 L 46-54
1943-44 L 42-61
1943-44 L 37-59
1944-45 L 31-34
1944-45 L 40-44
1945-46 L 29-31
1945-46 W 37-31
1946-47 W 61-29
1946-47 W 74-39
1947-48 W 52-40
1948-49 W 60-47

Colby (5-1)
1948-49 W 58-39
12/21/50 W 66-61 H
12/8/53 W 79-65 A
12/30/55 W 79-71 A
2/11/56 L 93-98 A
12/1/56 W 103-89 H

Colgate (17-7)
1943-44 L 36-64
2/26/52 L 54-76 A
1/16/53 W 65-64 H
2/6/54 L 68-74 A
2/5/55 W 93-85 H
1/28/56 W 82-80 A
1/26/57 L 86-96 A
12/18/57 W 86-61 H
12/17/58 W 72-57 A
3/3/60 W 93-67 H
3/1/61 L 71-83 A
3/9/62 W 94-78 H
3/9/63 L 67-69 A
2/22/64 W 100-62 H
3/3/65 W 101-66 A
1/28/66 W 97-74 H
2/21/70 W 96-82 H
2/10/71 W 94-76 A
1/5/72 L 80-86 H
1/7/74 W 66-58 H
1/18/75 W 80-65 A
11/29/75 W 66-52 A
12/28/76 W 73-66(ot) HCC
1/3/78 W 76-57 H
#3/14/96 W 68-59 N
#-- result declared null and void by NCAA

College of Charleston (2-0)
11/24/90 W 68-52 GP
12/27/95 W 77-60 A

Columbia (6-2)
1/14/53 L 59-71 A
3/3/54 W 80-64 H
12/21/71 W 68-62 H
12/16/72 W 71-62 A
1/16/74 W 63-56 H
1/9/76 W 98-69 H
12/7/76 L 71-72 A
12/28/83 W 85-60 HCC

Cooper Union (1-0)
1926-27 W 45-16

Coppin State (3-0)
11/24/97 W 72-50 HCC
11/29/99 W 89-44 HCC
12/27/06 W 84-41 HCC

Cornell (1-1)
1943-44 L 35-64
12/31/64 W 75-63 N

Dartmouth (3-9)
1949-50 W 78-71 A
2/8/54 W 70-58 A
12/29/54 L 65-66 H
2/8/55 L 54-69 A
3/17/56 L 64-85 N
1/2/57 L 67-70(ot) H
3/11/58 L 64-75 N
1/4/69 L 62-74 H
1/24/70 L 83-88 A
2/2/71 L 62-69 H
12/1/71 L 89-107 A
1/24/73 W 97-78 H

Davidson (0-1)
12/25/78 L 81-84 A

Dayton (0-2)
3/10/82 L 75-76(ot) A
11/20/00 L 66-80 N

Delaware State (1-0)
2/16/85 W 74-68 H
12/1/08 W 79-49 GP

DePaul (3-1)
3/20/04 W 72-55 N
1/31/07 L 58-66 A
2/19/08 W 65-60 XL
1/28/09 W 71-49 A

Detroit Mercy (0-1)
3/18/01 L 61-67 GP

Drake (0-1)
12/31/60 L 81-90 A

Duke (4-4)
3/16/64 L 54-101 N
12/14/76 L 59-64(ot) A
3/24/90 L 78-79(ot) N
3/22/91 L 67-81 N
11/29/94 W 90-86 N
3/29/99 W 77-74 N
11/12/99 W 71-66 N
4/3/04 W 79-78 N

East Carolina (3-1)
12/17/66 W 89-60 H
12/30/71 L 64-74 A
1/11/75 W 79-77 H
12/30/78 W 80-68 H

East Stroudsburg (2-0)
1929-30 W 27-21
1930-31 W 44-20

ALL-TIME OPPONENT SERIES HISTORIES

● 2004, 1999 NCAA National Champions ● 2009, 2004, 1999 NCAA Final Four ●

Eastern Michigan (2-0)

1/10/74	W	76-60	H
#3/16/96	W	95-81	N

#-- result declared null and void by NCAA

Fairfield (28-5)

12/3/69	W	65-64	H
1/27/71	L	72-88	A
12/8/71	L	69-76	H
1/28/75	W	87-78	H
3/2/76	W	72-70	A
3/1/77	W	87-75	H
3/5/77	W	72-66	H
2/28/78	L	57-63	A
12/6/78	W	68-67	H
12/11/79	W	66-57	H
12/9/80	W	72-50	HCC
12/8/81	W	75-71	A
12/7/82	L	81-98	NHC
12/6/83	W	77-70	A
12/11/84	L	74-81	NHC
12/10/85	W	74-72	A
12/23/86	W	54-51	H
2/18/88	W	74-48	A
12/13/88	W	71-48	H
2/6/90	W	74-39	GP
12/23/90	W	94-70	HCC
12/23/91	W	89-59	GP
12/22/92	W	90-66	HCC
12/23/93	W	75-57	HCC
12/23/94	W	85-68	HCC
12/23/95	W	86-52	GP
12/21/96	W	68-58	HCC
12/30/97	W	90-63	HCC
12/23/98	W	102-67	HCC
12/23/99	W	84-60	HCC
12/22/00	W	100-66	HCC
11/18/06	W	74-49	HCC
12/26/08	W	75-55	XL

Fairleigh Dickinson (1-0)

3/12/98	W	93-85	N

Fitchburg State (1-0)

1930-31	W	57-26	

Florida (0-1)

3/25/94	L	60-69(ot)	N

Florida A&M (1-0)

11/26/07	W	93-54	XL

Florida International (1-0)

11/30/04	W	99-48	GP

Florida Southern (1-1)

2/8/71	W	82-74	H
1/9/73	L	85-93	A

Florida State (2-4)

1/6/73	L	55-91	A
11/27/89	W	63-60	N
2/6/93	L	74-86	GP
12/12/95	W	79-61	A
3/25/97	L	66-71 (ot)	N
11/26/97	L	60-67	N

Fordham (11-10)

2/3/54	L	63-70	A
2/2/55	L	65-70	H
2/1/56	L	72-82	A
2/2/57	L	67-68	H
2/1/58	L	70-86	A
1/3/59	W	74-63	H
2/2/60	W	80-66	A
12/17/60	W	74-71	H
12/16/61	L	68-85	A
12/15/62	L	66-75	H
12/18/63	W	59-51	A
12/19/64	W	70-67	H
12/21/65	L	62-72	A
1/21/67	W	67-66	H
12/16/67	L	48-57	A
12/14/68	L	55-66	H
2/3/70	W	66-64	A
11/26/77	W	73-62	H
2/8/79	W	93-80	A
1/16/79	W	66-53	H
12/12/99	W	94-75	GP

Furman (1-0)

12/28/91	W	87-68	HCC

Gardner-Webb (2-0)

11/15/07	W	78-66	N
11/20/07	W	89-72	HCC

George Mason (0-1)

3/26/06	L	84-86 (ot)	N

George Washington (5-1)

12/28/66	W	89-69	H
1/13/76	L	92-106	A
12/11/76	W	72-70	H
3/19/94	W	75-63	N
12/2/01	W	84-76	N
11/25/02	W	67-55	HCC

Georgetown (27-32)

12/22/58	W	76-68	H
2/25/61	L	80-99	A
2/4/71	L	75-98	A
2/3/72	W	89-81	H
1/13/73	W	78-64	H
2/16/74	L	66-67	A
2/2/80	L	64-84	A
1/24/81	W	75-73 (ot)	H
2/28/81	L	58-60	A
1/20/82	W	63-52	A
2/27/82	L	42-60	HCC
1/15/83	L	53-74	A
2/14/83	L	60-77	HCC
1/4/84	L	69-81	HCC
2/4/84	L	62-87	A
1/23/85	L	66-79	A
2/23/85	L	47-68	HCC
3/6/85	L	62-93	N
1/8/86	L	66-70	A
2/5/86	L	63-80	HCC
1/21/87	L	51-65	A
2/11/87	L	57-78	HCC
1/30/88	L	59-60	A
2/6/88	W	66-59	HCC
1/21/89	L	55-59	A
2/8/89	L	58-70	HCC
1/20/90	W	70-65	HCC
2/28/90	L	64-84	A
3/10/90	W	65-60	N
2/11/91	W	61-55	HCC
2/23/91	L	57-71	A
3/8/91	L	49-68	N
2/12/92	L	63-70	HCC
2/19/92	L	58-60	A
1/18/93	L	69-86	HCC
3/7/93	L	56-70	A
1/4/94	W	77-65	HCC
2/28/94	W	66-62	A
1/16/95	W	93-73	HCC
2/14/95	W	91-85	A
3/11/95	W	88-81	N
1/19/96	L	65-77	A
3/9/96	W	75-74	N
1/11/97	W	69-54	A
2/3/97	L	51-52	HCC
1/17/98	W	86-72	HCC
1/2/99	W	87-64	GP
1/25/99	W	78-71	A
1/22/00	W	92-71	A
3/10/00	W	70-55	N
2/19/02	W	75-74	A
1/14/04	W	94-70	GP
1/8/05	W	66-59	A
3/2/05	W	83-64	GP
3/10/05	W	66-62	N
1/14/06	W	74-67	HCC
3/3/07	L	46-59	A
1/12/08	L	69-72	A
12/29/08	L	63-74	XL

Georgia Tech (2-2)

11/26/03	L	61-77	N
4/5/04	W	82-73	N
2/11/07	L	52-65	A
2/9/08	W	80-68	GP

Gonzaga (3-1)

3/20/99	W	67-62	N
11/23/05	W	65-63	N
12/1/07	L	82-85	N
12/20/08	W	88-83 ot	N

Hampton (1-0)

3/15/02	W	78-67	N

Hartford (13-1)

12/29/86	L	48-49	HCC
12/28/87	W	96-94	HCC
11/26/88	W	67-55	HCC
12/7/89	W	79-54	HCC
11/27/90	W	90-63	GP
11/22/91	W	76-46	HCC
12/28/92	W	91-66	HCC
1/17/94	W	88-62	HCC
1/5/95	W	102-77	GP
12/30/95	W	102-63	HCC
12/29/96	W	104-62	HCC
12/28/97	W	100-69	HCC
11/24/98	W	95-58	HCC
11/17/08	W	99-56	XL

Harvard (12-2)

1921-22	W	38-33	
1922-23	W	39-37	
1924-25	L	26-34	
1925-26	W	25-24	
1926-27	W	39-24	
12/27/54	W	98-60	H
12/6/61	W	79-68	A
12/9/64	W	78-63	H
12/22/72	L	70-80	H
12/8/73	W	80-52	A
1/15/77	W	68-64	H
1/14/77	W	73-72	A
2/6/79	W	84-70	H
12/28/88	W	84-43	HCC

Hawaii (0-1)

1/12/72	L	71-77	H

Hofstra (1-0)

3/13/76	W	80-78(ot)	N

Holy Cross (21-42)

1907-08	L	5-38	
1922-23	W	31-22	
1924-25	W	29-21	
1926-27	L	19-30	
1927-28	L	27-36	
1927-28	W	46-33	
1928-29	L	29-33	
1928-29	L	21-23	
1929-30	W	33-27	
1929-30	L	23-42	
1930-31	L	30-44	
2/12/52	L	53-72	A
1/7/53	L	67-71	H
2/27/54	W	78-77	A
2/26/55	L	58-60	H
1/4/56	L	68-85	H
2/27/56	L	81-103	A
1/12/57	W	97-72	H
2/26/57	W	97-80	A
1/11/58	W	77-68	H
2/25/58	L	89-92	A
1/10/59	L	50-74	H
2/21/59	W	71-69	A
1/9/60	L	49-52	H
2/20/60	L	66-98	A
1/7/61	L	85-103	A
2/18/61	L	89-98	H
1/6/62	L	70-79	H
2/17/62	L	64-103	A
1/5/63	L	50-74	A
2/16/63	W	85-75	H
2/15/64	L	57-62	H
2/19/64	L	56-60	A
1/5/65	L	62-77	H
2/13/65	W	87-76	A
1/5/66	L	72-73	H
2/12/66	L	70-73	A
1/4/67	L	69-74(ot)	H
3/1/67	L	61-70	A
1/3/68	L	77-83	A
2/22/68	L	85-86(ot)	H
12/21/68	L	63-67	H
12/20/69	L	104-122	A
2/15/71	L	78-103	H
12/18/71	L	77-96	A
12/6/72	L	90-96	H
12/5/73	L	85-91	H
1/30/74	W	71-68	A
3/4/75	L	69-81	H
1/28/76	W	73-69	A
2/16/77	W	89-85	H
3/3/77	L	77-89	H
1/27/78	L	63-78	A
1/27/79	W	109-102(ot)	A
2/20/80	W	88-70	A
1/8/81	W	66-57	H
1/30/82	L	69-76	A
1/19/83	W	72-64	H
2/25/84	L	73-82	A
2/18/85	W	71-58	H
2/13/86	L	70-73	A
2/5/87	W	64-54	H
2/4/88	W	82-81	A

Houston (2-0)

12/30/99	W	82-76	A
11/30/00	W	72-60	GP

Howard (1-0)

12/2/89	W	78-59	H

Illinois (2-1)

1938-39	L	23-49	
2/4/92	W	70-66	A
12/27/94	W	71-56	HCC

Illinois State (0-1)

12/29/76	L	77-88	H

Indiana (5-3)

1938-39	L	38-71	
11/25/95	W	86-52	N
11/15/96	L	61-68	A
3/14/98	W	78-68	N
12/5/04	W	74-69	HCC
2/4/06	W	88-80	A
1/20/07	L	73-77	HCC
1/26/08	W	68-63	A

Iona (2-1)

12/29/84	L	54-55	HCC
3/12/97	W	71-66	GP
12/20/03	W	104-54	HCC

Iowa (1-2)

11/24/95	L	95-101 (ot)	N
3/18/99	W	78-68	N
11/11/99	L	68-70	N

Jackson State (0-1)

3/19/93	L	88-90 (ot)	H

Kansas (0-2)

1/28/95	L	59-88	A
1/19/97	L	65-73	HCC

Kentucky (1-0)

3/19/06	W	87-83	N

Lafayette (3-0)

2/12/76	W	86-79	A
12/28/90	W	59-57	H
11/25/94	W	110-48	H

LaSalle (1-0)

11/21/08	W	89-81	N

Lebanon Valley (1-0)

1921-22	W	40-29	

Lehigh (2-0)

12/30/86	W	71-57	HCC
12/1/03	W	75-55	HCC

Long Island (2-2)

2/24/68	L	47-64	H
2/22/69	L	46-86	A
1/22/75	W	85-83	H
11/24/78	W	84-69	A

Louisiana State (2-1)

3/14/91	W	79-62	N
1/7/06	W	67-66	HCC
1/6/07	L	49-66	A

Louisiana Tech (1-0)

3/21/88	W	65-59	H

Louisville (5-2)

11/22/00	W	83-71	N
1/21/06	W	71-58	A
3/4/06	W	84-80	GP
1/22/07	L	54-68	A
2/25/07	L	69-76	HCC
1/28/08	W	69-67	XL
2/2/09	W	68-51	A

Loyola (New Orleans) (1-1)

1/29/62	W	84-74	H
12/18/62	L	49-51	A

Maine (80-16)

1921-22	W	22-16	
1925-26	W	34-26	
1926-27	W	38-28	
1927-28	L	21-34	
1928-29	W	29-22	
1936-37	W	50-40	
1936-37	L	41-44	
1937-38	W	54-46	
1937-38	W	51-39	
1938-39	L	29-45	
1938-39	W	53-45	
1939-40	W	56-38	
1939-40	W	71-68	
1940-41	W	80-51	
1940-41	W	53-46	
1941-42	W	58-45	
1941-42	W	47-39	
1942-43	W	72-55	
1942-43	L	38-40	
1943-44	W	50-22	
1943-44	W	73-48	
1944-45	W	69-41	
1944-45	L	44-45	
1945-46	W	54-33	
1945-46	W	60-48	
1946-47	W	51-38	
1946-47	W	88-39	
1947-48	W	63-29	
1947-48	W	46-39	
1948-49	W	63-43	
1948-49	W	58-29	
1949-50	W	65-56	H
1949-50	W	67-58	A
1/5/51	W	68-52	H
2/17/51	W	83-62	A
1/5/52	W	71-57	H
2/16/52	W	66-53	A
1/3/53	W	87-66	H
2/14/53	W	76-66	A
1/5/54	W	108-60	H
2/13/54	W	102-61	A
1/6/55	W	99-58	H
2/12/55	W	116-73	A
2/6/56	W	94-68	A
2/10/56	W	109-96	H
1/30/57	W	124-92	A
2/9/57	W	118-81	H
1/30/58	W	84-62	H
2/8/58	W	103-62	A
1/6/59	W	73-58	H
1/31/59	W	72-61	H
2/6/60	L	74-75	A
2/12/60	W	91-79	H
1/31/61	L	55-74	A
2/11/61	W	73-60	H
1/2/62	L	68-73	H
2/20/62	L	68-70	A
1/12/63	W	92-64	H
2/9/63	W	89-61	A
1/13/64	W	71-58	H
2/8/64	W	80-53	A
12/17/64	W	89-62	A
2/6/65	W	95-59	H
12/13/65	W	84-69	A
2/5/66	W	114-58	H
2/4/67	W	109-65	H
2/13/67	W	114-88	A
1/6/68	W	81-79	A
2/10/68	W	93-69	H
2/8/69	L	88-116	A
2/17/69	L	70-84	H
1/5/70	W	83-75	A
2/7/70	W	99-74	H
1/30/71	L	99-112	A
2/6/71	W	88-54	H
1/15/72	W	72-69 (ot)	H
2/5/72	L	51-52	A
2/3/73	W	98-81	H
2/17/73	L	105-110 (ot)	A
1/19/74	W	79-69	A
2/2/74	W	93-71	H
2/2/75	W	100-90 (ot)	A
2/22/75	W	80-71	H
1/17/76	W	83-69	A
2/19/76	L	63-64	H
1/4/77	W	79-63	H
2/15/78	L	73-79	A
12/23/78	W	97-79	H
2/23/80	W	87-67	A
12/11/80	W	55-51	H
11/28/81	W	68-53	A
12/9/89	W	95-55	H
12/9/90	W	85-60	A
12/7/91	W	85-71	GP
2/22/93	W	108-72	HCC
12/22/07	W	105-60	XL

Manhattan (18-14)

1949-50	L	56-71	H
2/21/55	W	90-79	A
12/19/55	L	82-85	H
3/13/56	W	84-75	N
12/22/56	L	86-100	A
1/4/58	L	57-62	H
12/20/58	W	59-57	A
1/30/60	W	64-56	H
2/2/61	W	73-71	A
1/13/62	W	69-68	H
2/21/63	W	68-64	A
1/4/64	W	73-57	H
2/24/65	W	80-75(ot)	A
12/7/65	W	76-55	H
1/29/68	L	69-83	A
1/25/69	L	78-93	H
12/23/69	L	62-75	H
2/25/71	L	83-86	A
3/4/72	L	71-83	H
2/22/73	L	87-97	A
12/15/73	W	76-72(ot)	H
2/13/75	L	69-77	A
11/29/75	L	83-99	A
1/21/76	W	84-66	H
2/10/77	L	69-72(ot)	A
12/29/77	W	75-68	H
2/25/78	W	57-54	H
1/31/79	W	77-64	NHC
1/30/80	W	89-66	NHC
1/31/81	W	75-58	A
1/28/82	W	72-57	H
1/6/83	L	51-52	A

Marist (1-0)

12/5/88	W	93-71	H

Marquette (2-2)

1/3/06	L	79-94	A
1/10/07	L	69-73	GP
1/20/08	W	89-73	GP
2/25/09	W	93-82	A

Maryland (3-2)

1940-41	W	52-43	
12/4/89	W	87-65	HCC
3/23/95	W	99-89	N
12/3/01	L	65-77	N
3/24/02	L	82-90	N

Maryland-Eastern Shore (1-0)

11/28/87	W	102-63	H

Massachusetts (69-39)

1904-05	L	22-66	
1906-07	L	27-34	
1906-07	L	16-24	
1916-17	L	12-33	
1917-18	L	20-25	
1919-20	W	28-19	
1919-20	L	22-27	
1920-21	L	23-28	
1920-21	W	26-19	
1921-22	W	31-13	
1921-22	L	17-30	
1923-24	L	18-23	
1924-25	L	18-20	
1925-26	W	30-26	
1928-29	W	21-13	
1929-30	W	37-23	
1930-31	L	13-14	
1931-32	L	19-33	
1932-33	L	19-22	
1933-34	L	31-37	
1934-35	L	20-22	
1935-36	L	32-58	

ALL-TIME OPPONENT SERIES HISTORIES

● Ten BIG EAST Regular Season Championships ● Six BIG EAST Tournament Championships ●

1936-37	W	41-37	
1937-38	W	60-51	
1938-39	W	58-47	
1939-40	W	65-35	
1940-41	W	57-37	
1941-42	W	46-40	
1942-43	W	78-42	
1946-47	W	73-37	
1947-48	W	58-20	
1948-49	W	80-48	
1949-50	L	57-61	A
2/28/51	W	92-50	H
2/27/52	W	68-54	A
2/26/53	W	89-51	H
2/25/54	W	75-66	A
2/22/55	W	93-75	H
12/29/55	W	73-69	N
2/21/56	L	85-87	A
2/5/57	W	97-71	A
2/19/57	W	90-77	H
12/4/57	W	99-57	A
2/18/58	W	86-72	H
12/15/58	W	71-67	H
2/16/59	L	79-80(ot)	A
12/15/59	L	60-62	A
2/16/60	W	71-49	H
12/13/60	W	72-70	H
2/14/61	L	54-71	A
12/12/61	W	76-65	A
2/13/62	W	72-56	H
12/12/62	W	85-61	H
2/12/63	W	79-66	A
12/10/63	L	59-60	A
2/11/64	W	72-50	H
12/15/64	W	77-67	H
2/9/65	W	70-63	A
2/2/66	W	90-60	A
2/19/66	W	91-64	H
2/1/67	W	66-59	H
2/18/67	W	60-59	A
1/31/68	L	63-65	A
2/17/68	L	44-56	H
12/17/68	L	66-80	H
2/15/69	L	70-85	A
12/16/69	W	88-71	A
2/14/70	L	65-71	H
12/15/70	L	68-74	H
2/13/71	L	67-89	A
12/14/71	L	67-69	A
2/12/72	W	58-56	H
12/12/72	W	71-68	H
2/10/73	L	67-83	A
12/11/73	L	72-79	A
2/9/74	W	79-76(ot)	H
2/8/75	W	80-76(ot)	A
2/15/75	L	75-76	H
12/31/75	W	72-66	A
2/7/76	L	73-86	H
3/4/76	W	73-69	N
1/13/77	L	80-81	HCC
1/29/77	L	64-65	A
12/14/77	L	64-74	A
1/17/78	W	56-49	HCC
12/13/78	W	65-62	A
2/10/79	W	79-59	H
1/12/80	W	72-51	A
2/6/80	W	73-55	H
1/27/81	W	98-64	H
12/22/81	W	66-55	A
12/9/82	W	86-74	H
12/15/83	L	65-67(ot)	A
12/6/84	W	64-52	H
12/4/85	W	78-70	A
11/29/86	W	58-54	H
1/30/89	W	104-75	H
1/30/90	W	94-75	A
12/27/96	W	64-61	HCC-N
12/23/97	W	72-55	HCC-N
12/9/98	W	59-54	A
11/22/99	W	79-65	GP
12/12/00	W	82-67	HCC-N
12/11/01	W	69-59	A
12/10/02	W	59-48	HCC
12/30/03	W	91-67	HCC
12/9/04	L	59-61	A
12/8/05	W	78-60	HCC

M.I.T. (2-0)

1948-49	W	91-52	
1949-50	W	82-44	H

McGill (1-0)

12/16/50	W	50-41	A

McNeese State (1-0)

1/19/80	W	73-69	H

Memphis (0-1)

11/16/07	L	70-81	N

Miami (Fla.) (16-8)

12/27/56	W	74-70	A
1/2/92	W	85-62	H
1/18/92	W	77-58	A
1/26/93	L	65-80	A
2/13/93	W	88-72	GP
2/5/94	W	73-57	GP
2/22/94	W	74-49	A
1/31/95	W	82-57	HCC
3/4/95	W	75-67	A
1/6/96	W	73-52	HCC
1/22/97	L	46-69	A
2/15/97	W	72-52	GP
1/6/98	L	67-76	A
1/20/99	W	70-68 (ot)	A
2/20/99	L	71-73	GP
2/19/00	L	57-63	GP
1/20/01	L	74-77	A
2/24/01	W	60-53	GP
1/5/02	W	76-75	GP
2/2/02	L	66-68	A
1/11/03	W	83-80 (ot)	GP
1/20/03	L	76-77	A
2/18/04	W	76-63	HCC
11/23/08	W	76-63	N

Michigan (1-1)

12/18/39	L	45-62	N
2/7/09	W	69-61	GP

Michigan State (1-2)

12/5/98	W	82-68	GP
2/5/00	L	68-85	A
4/4/09	L	73-82	N

Middlebury (2-0)

1919-20	W	52-48	
1920-21	W	33-25	

Minnesota (1-2)

3/16/81	L	66-84	H
11/28/84	L	60-61	A
12/21/85	W	70-69	HCC

Mississippi (1-0)

1/19/06	W	77-59	HCC

Mississippi State (1-1)

12/6/74	L	87-89	A
12/30/89	W	84-68	HCC
#3/22/96	L	55-60	N

#-- result declared null and void by NCAA

Missouri (1-0)

3/28/09	W	82-75	N

Morehead State (1-0)

12/23/05	W	129-61	GP

Morgan State (2-0)

12/12/87	W	103-80	H
11/7/07	W	69-65	GP

Muhlenberg (1-1)

1949-50	L	61-73	
2/27/51	W	52-44	A

Navy (0-1)

3/8/54	L	80-85	N

Nebraska (2-0)

3/19/92	W	86-65	N
3/21/97	W	76-67	H

Nevada (1-0)

11/19/03	W	93-79	GP

New Hampshire (89-25)

1906-07	L	11-33	
1914-15	L	15-27	
1915-16	L	23-25	
1916-17	L	19-28	
1916-17	L	15-28	
1917-18	L	24-33	
1918-19	L	18-51	
1918-19	L	28-29	
1919-20	L	20-39	
1920-21	L	18-24	
1920-21	W	33-30	
1921-22	W	35-30	
1921-22	W	26-23	
1922-23	W	27-22	
1923-24	L	21-35	
1924-25	W	22-18	
1925-26	W	33-18	
1926-27	L	24-32	
1927-28	W	51-29	
1928-29	W	44-25	
1929-30	L	21-24	
1930-31	W	44-32	
1931-32	L	19-36	
1932-33	L	20-27	
1933-34	W	21-20	
1934-35	W	41-32	
1935-36	L	29-44	
1936-37	W	44-26	
1936-37	W	34-27	
1937-38	W	43-41	
1937-38	L	42-48	
1938-39	W	41-38	
1938-39	W	59-38	
1939-40	W	66-36	
1939-40	W	50-46	
1940-41	W	78-47	
1940-41	W	70-50	
1941-42	W	57-36	
1941-42	W	69-53	
1942-43	W	51-40	
1942-43	W	46-37	
1946-47	W	68-38	
1946-47	W	94-45	
1947-48	W	70-47	
1948-49	W	66-37	
1948-49	W	52-43	
1949-50	W	73-35	H
2/16/51	W	85-54	A
1/17/52	W	75-58	H
2/15/52	W	65-61	A
2/13/53	W	82-59	A
1/6/54	W	104-48	H
2/12/54	W	107-68	A
1/5/55	W	102-84	H
2/11/55	W	103-85	A
12/5/55	W	88-63	H
1/17/56	W	93-56	A
12/3/56	W	98-50	H
1/15/57	W	94-54	A
12/9/57	W	90-50	A
1/14/58	W	81-69	H
12/9/58	W	77-46	H
1/13/59	W	65-51	A
12/9/59	W	75-51	A
2/5/60	W	75-52	H
1/12/61	W	79-77	A
2/8/61	L	84-91	H
1/11/62	W	104-56	H
2/27/62	W	85-72	H
1/8/63	W	86-58	A
2/26/63	W	102-72	H
1/11/64	W	73-60	H
2/25/64	W	58-55	A
1/12/65	W	82-62	A
2/27/65	W	109-61	H
1/12/66	W	119-74	H
2/15/66	W	113-62	A
12/7/66	W	77-56	A
2/21/67	W	114-75	H
1/10/68	W	96-70	H
2/20/68	W	94-68	A
12/11/68	L	78-97	A
2/19/69	W	88-84	H
12/10/69	W	81-61	H
2/18/70	W	80-69	A
12/9/70	W	74-71	A
1/7/71	W	82-79	H
2/8/72	W	77-65	A
2/16/72	L	65-73	H
1/3/73	W	60-59	A
2/13/73	W	81-69	H
1/3/74	L	70-76	H
2/13/74	W	72-62	A
1/4/75	L	56-57	A
1/15/75	W	73-67	H
2/21/76	L	82-85(ot)	A
2/26/76	W	99-54	H
12/16/76	W	65-51	A
1/18/77	W	76-56	H
12/6/77	W	82-68	H
1/7/78	W	60-50	A
1/3/79	W	72-67	A
2/3/79	W	81-64	H
12/4/79	W	71-62	H
1/3/80	L	59-67	A
1/12/81	W	61-58	A
12/2/81	W	87-68	H
1/9/83	L	72-76	A
1/25/84	W	67-65	H
12/28/84	W	81-57	HCC
12/12/90	W	85-32	GP
12/2/00	W	97-70	GP
11/26/01	W	110-58	HCC
12/18/05	W	86-44	HCC

New Mexico (1-0)

3/13/99	W	78-56	N

New York University (2-7)

1943-44	L	45-46	
1944-45	L	45-73	
1945-46	L	55-61	
1946-47	L	41-67	
1947-48	L	55-68	
1948-49	L	51-70	
12/22/55	W	90-82	A
12/28/57	W	74-68	N
3/8/60	L	59-78	N

Niagara (0-3)

2/4/56	L	81-84	H
12/16/59	L	79-112	A
12/28/77	L	69-72	H

UNC Asheville (2-0)

12/4/99	W	98-68	GP
12/21/02	W	117-67	HCC

North Carolina-Chapel Hill (1-5)

12/6/90	L	64-79	A
3/21/98	L	64-75	N
1/19/02	W	86-54	GP
1/18/03	L	65-68	A
1/17/04	L	83-86	A
2/13/05	L	70-77	A

UNC-Charlotte (1-0)

3/15/89	W	67-62	A

UNC-Wilmington (1-0)

12/20/97	W	93-55	HCC

North Carolina State (2-2)

2/16/91	L	59-60	GP
12/5/92	W	81-74	A
3/17/02	W	77-74	N
3/20/05	L	62-65	N

Northeastern (34-4)

1926-27	W	45-39	
1932-33	L	21-26	
1936-37	W	42-37	
1936-37	W	59-41	
1937-38	W	59-32	
1937-38	L	40-45	
1938-39	W	32-26	
1938-39	W	48-38	
1939-40	W	61-38	
1939-40	W	67-49	
1940-41	W	71-24	
1940-41	W	79-36	
1941-42	W	66-34	
1941-42	W	58-29	
1942-43	W	76-56	
1942-43	L	46-50	
1943-44	W	59-41	
1943-44	W	70-37	
1944-45	W	53-41	
1944-45	W	72-54	
1945-46	W	67-28	
1945-46	W	78-22	
1946-47	W	81-42	
1946-47	W	77-31	
1947-48	W	64-41	
1949-50	W	77-40	H
1/10/51	W	75-55	A
1/29/55	W	72-44	A
2/16/56	W	80-74	H
2/12/58	W	87-59	A
12/27/85	L	73-90	HCC
12/30/94	W	88-70	HCC
11/29/95	W	86-39	HCC
11/25/96	W	89-37	HCC
12/8/01	W	80-44	GP
12/6/04	W	97-60	GP
12/6/06	W	81-53	GP
12/6/07	W	69-60	GP

Norwich (4-0)

1925-26	W	48-16	
1926-27	W	35-23	
1927-28	W	39-17	
1933-34	W	32-27	

Notre Dame (15-6)

12/6/95	W	85-65	A
2/17/96	W	86-65	GP
2/8/97	L	65-71 (ot)	A
1/3/98	W	84-58	HCC
2/17/98	W	88-79	A
1/12/99	W	101-70	HCC
1/5/00	L	70-75	HCC
2/12/00	L	66-68	A
2/26/01	W	75-59	HCC
3/8/02	W	82-77	N
2/24/03	W	87-79	A
2/9/04	L	74-80	A
2/21/04	W	61-50	HCC
3/11/04	W	66-58	N
1/30/05	L	74-78	A
2/21/05	W	85-74	HCC
2/21/06	W	75-74 (ot)	HCC
1/5/08	L	67-73	A
2/13/08	W	84-68	GP
1/24/09	W	69-61	A
2/28/09	W	72-65	GP

Ohio State (2-3)

12/3/83	L	67-74	A
12/8/84	L	65-72	H
3/30/88	W	72-67	N
3/21/92	L	55-78	N
3/27/99	W	64-58	N

Ohio University (1-1)

12/28/79	W	95-76	H
12/29/93	L	76-85	N

Oklahoma (1-3)

1/7/02	L	67-69	HCC
1/7/03	L	63-73	A
1/11/04	W	86-59	GP
1/10/05	L	65-77	A

Oklahoma State (0-1)

12/18/70	L	64-80	A

Oral Roberts (0-2)

12/29/71	L	88-106	A
12/11/81	L	67-69	A

Pennsylvania Teachers (1-0)

1928-29	W	49-34	

Pepperdine (4-0)

12/2/87	W	63-60	A
12/23/88	W	76-70	HCC
11/18/05	W	75-56	A
12/20/06	W	88-66	HCC

Pittsburgh (30-26)

1949-50	L	35-52	H
12/29/56	W	64-50(ot)	N
12/30/57	L	62-77	N
2/4/58	W	68-60	A
12/28/73	L	63-83	A
12/29/79	L	72-77	H
1/4/83	W	71-67	A
2/5/83	L	71-72(ot)	H
1/7/84	W	79-58	A
2/6/84	L	71-75(ot)	H
1/12/85	W	76-74	H
2/13/85	L	71-78	A
2/11/86	W	77-73	H
2/24/86	L	51-79	A
1/31/87	L	52-73	A
2/21/87	L	66-76	HCC
2/13/88	L	58-61	A
2/27/88	L	69-74	HCC
3/11/88	L	58-75	A
2/25/89	W	64-62	HCC
3/4/89	L	80-88	A
1/6/90	W	79-61	HCC
2/13/90	W	80-77	A
1/5/91	W	81-76	HCC
3/2/91	W	78-68	A
1/14/92	W	87-77	HCC
2/25/92	L	77-86	A
1/12/93	L	78-80	HCC
2/20/93	W	81-80	A
1/29/94	W	88-67	A
2/26/94	W	78-66	HCC
1/11/95	W	85-76	A
2/6/95	W	90-61	GP
3/10/95	W	81-78	N
1/25/96	W	69-63	A
12/4/96	L	49-56	A
2/25/97	L	74-77	HCC
3/5/97	L	62-63	N
2/14/98	W	92-67	HCC
12/12/98	W	70-69	A
1/16/99	W	81-58	HCC
1/8/00	W	73-51	A
1/10/01	W	73-53	HCC
3/9/02	W	74-65(2ot)	N
3/2/03	L	67-71	A
3/15/03	L	56-74	N
1/19/04	W	68-65	HCC
2/15/04	L	68-75	A
3/13/04	W	61-58	N
1/22/05	L	66-76	GP
2/26/05	W	73-64	A
1/31/06	W	80-76	GP
1/16/07	L	54-63	A
2/2/08	W	60-53	XL
2/16/09	L	68-76	XL
3/7/09	L	60-70	A

Portland (1-0)

12/7/74	W	69-64	A

Pratt (1-0)

1916-17	W	35-30	

Princeton (2-1)

1/2/61	L	76-88	N
3/14/64	W	52-50	N
12/29/87	W	49-46	HCC

Providence (41-26)

1/21/28	W	29-21	H
2/6/29	W	35-33	H
12/14/37	W	40-32	H
2/27/40	L	51-55	A
2/17/45	W	48-42	H
2/20/46	W	43-41	H
3/17/47	W	88-46	H
3/8/75	L	83-108	N-scc
3/6/76	W	87-73	N-scc
1/11/77	L	71-86	A
1/21/78	L	47-57	HCC
1/20/79	L	63-64	A
1/23/80	W	74-63	HCC
2/4/81	W	79-70	A
2/21/81	W	71-57	NHC
2/1/82	W	47-45(ot)	A
2/20/82	W	90-61	NHC
1/26/83	L	62-65	HCC
2/26/83	W	72-62	A
1/21/84	W	70-67	A
2/20/84	W	62-59	H
1/9/85	L	66-75	A
2/9/85	W	84-70	HCC
2/22/86	L	67-74	HCC
2/26/86	L	66-69	A
1/14/87	L	89-103	A
1/24/87	L	53-61	HCC
1/9/88	W	79-72	HCC
2/8/88	L	79-85	A
3/10/88	W	75-62	N
1/7/89	L	78-80	HCC
2/4/89	L	61-65	A
2/3/90	W	92-77	A
2/19/90	W	75-72(ot)	GP
1/19/91	L	102-108	HCC
2/19/91	W	70-66(ot)	A
1/22/92	W	97-86(ot)	A
2/22/92	W	94-73	GP
1/23/93	W	68-61	GP
3/2/93	L	71-74	A

ALL-TIME OPPONENT SERIES HISTORIES

● 2004, 1999 NCAA National Champions ● 2009, 2004, 1999 NCAA Final Four ●

3/12/93	L	55-73	N
1/19/94	W	79-78	GP
2/19/94	W	81-73	H
3/12/94	L	67-69	N
1/14/95	W	70-62`	GP
2/27/95	L	70-72	A
1/13/96	W	83-74	A
2/6/96	W	99-77	GP
1/29/97	L	47-62	GP
1/27/98	W	63-56	A
2/23/98	W	77-68	HCC
3/5/98	W	64-55	N
2/22/99	W	72-65	A
1/27/00	W	64-50	HCC
1/13/01	L	68-81	A
2/6/01	W	83-68	HCC
1/16/02	W	69-62	A
2/5/02	W	67-56	HCC
2/8/03	W	84-68	A
3/5/03	L	70-76	GP
1/24/04	L	56-66	HCC
2/15/05	W	94-89(ot)	A
1/28/06	W	76-62	A
1/27/07	L	72-84	HCC
1/17/08	L	65-77	XL
3/6/08	L	76-85	A
1/31/09	W	94-61	GP

Puerto Rico (1-0)

12/29/51	W	88-54	

Purdue (0-4)

1938-39	L	30-51	
12/6/86	L	70-88	HCC
12/8/88	L	73-88	A
11/28/92	L	69-73	N
3/26/09	W	72-60	N

Quinnipiac (9-0)

11/15/98	W	102-60	GP
11/17/00	W	86-72	HCC
12/21/01	W	95-79	HCC
11/23/02	W	91-72	GP
12/13/03	W	88-55	GP
12/30/04	W	123-71	HCC
12/30/05	W	111-75	HCC
11/10/06	W	53-46	GP
12/16/07	W	82-49	XL

RPI (1-1)

12/15/50	L	67-72	A
12/6/52	W	78-48	H

Rhode Island (77-68)

1906-07	L	18-23	
1907-08	L	6-59	
1907-08	W	24-21	
1915-16	W	39-10	
1915-16	W	26-18	
1916-17	W	29-26	
1916-17	W	34-18	
1917-18	L	16-30	
1917-18	L	33-42	
1918-19	L	18-30	
1918-19	L	46-49	
1919-20	L	23-29	
1920-21	W	44-22	
1920-21	L	18-29	
1921-22	W	19-18	
1921-22	W	41-18	
1922-23	W	41-20	
1922-23	L	29-30	
1923-24	W	42-22	
1923-24	L	28-31	
1924-25	W	38-26	
1924-25	W	38-27	
1925-26	L	27-33	
1925-26	W	43-29	
1926-27	L	33-37	
1926-27	W	34-30	
1927-28	W	38-27	
1927-28	W	41-34	
1928-29	L	25-30	
1928-29	W	38-29	
1929-30	L	31-36	
1929-30	W	53-28	
1930-31	W	28-27	
1930-31	L	21-31	
1931-32	L	31-45	
1931-32	L	32-33	
1932-33	L	29-41	
1932-33	L	34-41	
1933-34	L	26-50	
1933-34	L	38-44	
1934-35	L	32-57	
1934-35	L	45-62	
1935-36	L	32-75	
1935-36	L	51-56	
1936-37	L	41-56	
1936-37	L	41-65	
1937-38	L	45-62	
1937-38	L	65-67	
1938-39	L	62-76	
1938-39	W	68-67	
1939-40	L	81-102	
1939-40	L	48-49	
1940-41	L	61-79	
1940-41	W	63-62	
1941-42	L	59-66	
1941-42	L	68-87	
1942-43	L	51-67	
1942-43	W	82-58	
1943-44	W	67-61	
1943-44	W	65-61	
1944-45	L	57-82	
1944-45	W	67-59	
1945-46	L	47-59	
1945-46	L	54-60	
1946-47	L	57-75	
1946-47	W	83-75	
1947-48	L	63-65	
1947-48	W	89-80	
1948-49	W	58-48	
1948-49	L	64-86	
1949-50	L	65-83	A
1949-50	W	74-71	H
1/13/51	L	72-77	H
2/24/51	W	75-70	A
1/12/52	L	62-64	A
2/23/52	W	72-67	H
1/10/53	W	80-74	H
2/21/53	L	80-82	A
12/1/53	W	90-81	A
1/9/54	W	78-54	A
2/20/54	W	79-74	H
12/1/54	W	116-77	H
1/8/55	W	92-83	H
2/19/55	W	90-72	A
1/7/56	W	88-86	A
2/18/56	W	92-90	H
2/16/57	W	88-79	H
3/2/57	W	94-93	A
2/15/58	W	102-57	A
3/1/58	L	81-85	H
2/14/59	W	70-64	H
3/4/59	W	87-63	A
2/9/60	W	66-62	A
3/5/60	W	95-79	H
1/14/61	W	74-68	H
3/4/61	L	61-73	A
1/9/62	L	63-70	A
3/3/62	W	89-83	H
2/19/63	L	62-65	A
3/2/63	W	88-73	H
1/18/64	W	43-41	H
2/29/64	L	53-54	A
3/4/64	W	61-60	A
1/16/65	W	78-68	H
3/6/65	W	88-73	A
1/15/66	L	68-82	A
3/1/66	W	96-74	H
3/4/66	L	62-67	H
1/14/67	W	80-78	H
2/25/67	L	86-87	A
12/13/67	L	65-78	A
3/2/68	W	62-58	H
1/11/69	W	102-92	H
3/1/69	L	72-92	A
1/10/70	W	77-74(ot)	A
2/28/70	W	35-32	H
1/9/71	L	67-75	H
2/27/71	L	78-69	A
1/8/72	L	52-57	A
2/26/72	L	78-89	H
1/20/73	W	74-72	H
2/24/73	W	91-77	A
2/5/74	L	70-80(3ot)	A
2/23/74	W	72-55	H
12/14/74	W	85-68	H
3/1/75	W	73-71	A
1/24/76	L	60-63	A
2/28/76	W	76-66	H
1/21/77	W	67-65	HCC
2/26/77	W	90-89	A
1/10/78	L	68-78	A
2/11/78	L	61-70	HCC
2/13/79	L	71-84	A
2/24/79	W	80-75(ot)	NHC
3/1/79	W	58-50	A
12/14/79	L	63-74	A
2/9/80	L	65-68	HCC
1/3/81	W	74-69	A
1/29/81	L	75-78	HCC
12/14/84	W	93-63	H
12/14/85	W	55-42	A
12/11/86	W	96-94(ot)	H
12/29/90	W	90-69	HCC
11/19/97	W	80-67	GP
12/26/00	W	87-76	HCC

Rice (2-0)

1/2/04	W	92-83	A
12/19/05	W	81-72	HCC

Richmond (2-0)

12/7/79	W	81-79	A
11/19/98	W	77-57	GP

Rider (1-0)

3/17/94	W	64-46	N

Rutgers (32-13)

12/30/52	W	82-73	A
2/16/54	W	91-78	H
2/16/55	W	91-78	A
2/7/56	W	105-85	H
12/11/56	W	88-75	A
12/11/57	W	73-63	H
3/7/59	W	80-55	A
12/19/59	W	74-62	A
1/4/61	W	95-74	H
2/23/62	L	62-93	A
2/23/63	W	88-63	H
2/5/64	L	67-68	A
2/3/65	W	103-73	H
2/23/66	W	96-84	A
2/23/67	W	84-77	H
2/13/68	L	66-71	A
2/25/69	L	79-81	H
2/24/70	L	84-90(ot)	A
2/23/71	W	70-66	H
2/22/72	L	86-89	A
12/9/73	L	72-86	H
2/19/74	L	82-89	A
2/11/75	W	90-89	H
12/13/75	L	83-96	A
3/18/76	L	79-93	A
1/8/77	L	77-84(ot)	HCC
2/4/78	L	70-78	A
1/9/79	W	69-67(ot)	H
1/31/96	W	77-59	A
2/28/96	W	78-66	GP
1/2/97	W	66-57	A
12/7/97	W	59-44	A
1/31/98	W	73-56	GP
3/6/98	W	64-50	N
2/16/99	W	77-64	GP
2/28/00	W	74-69	A
1/30/02	L	53-61	A
2/19/03	W	87-70	HCC
1/6/04	W	75-74	A
1/15/05	W	78-64	HCC
2/19/05	W	85-63	A
2/3/07	W	61-50 (ot)	HCC
2/21/07	W	65-55	A
2/26/08	W	79-61	A
1/3/09	W	80-49	GP

Sacred Heart (5-0)

1/3/00	W	83-56	HCC
12/3/02	W	116-78	GP
11/22/03	W	111-64	HCC
12/28/04	W	73-55	HCC
11/29/06	W	89-46	GP

St. Anselm's (1-0)

1947-48	W	69-55	

St. Bonaventure (2-1)

12/29/81	W	91-73	HCC
12/28/01	L	70-88	HCC
1/2/03	W	95-78	HCC

St. Francis (NY) (1-4)

12/1/51	L	69-77	H
3/5/52	L	47-63	A
12/14/66	W	81-65	H
12/13/67	L	62-82	A
2/6/78	L	81-84	H

St. Francis (PA) (1-0)

12/28/85	W	84-61	HCC

St. John's (26-32)

3/20/51	L	52-63	N-msg
3/17/74	W	82-70	N-msg
1/5/80	L	73-83	A
1/17/81	W	69-68	HCC
2/11/81	L	65-72	A
1/16/82	L	71-77	A
2/10/82	L	82-93(ot)	HCC
3/4/82	L	52-54	H
1/11/83	L	73-85	HCC
2/12/83	L	78-98	A
1/10/84	L	65-68	A
2/11/84	L	65-84	HCC
1/2/85	L	51-57	HCC
2/2/85	L	64-97	A
1/18/86	L	60-61	HCC
2/15/86	L	54-74	A
1/17/87	L	54-69	HCC
2/18/87	L	55-76	A
1/23/88	L	72-79(ot)	A
2/29/88	L	62-77	HCC
1/10/89	L	63-71	A
1/28/89	W	80-52	HCC
1/2/90	L	62-93	A
1/27/90	W	72-58	GP
1/12/91	L	59-72	GP
1/22/91	L	62-65	A-msg
1/7/92	W	85-76	GP
2/1/92	L	57-90	A-msg
3/13/92	L	59-64(ot)	N-msg
12/8/92	W	74-72 (ot)	GP
1/30/93	L	59-72	A-msg
1/15/94	W	85-81	A-msg
3/5/94	W	95-80	HCC
3/11/94	W	97-77	N-msg
1/8/95	W	98-78	HCC
2/4/95	W	99-82	A-msg
1/17/96	W	88-73	HCC
2/3/96	W	77-63	A-msg
1/8/97	L	67-71 (ot)	GP
1/19/98	L	62-64	A-msg
2/28/98	W	87-58	GP
1/30/99	W	78-74	A-msg
3/6/99	W	82-63	N-msg
1/16/00	L	77-82	GP
2/21/00	L	64-79	A-msg
3/11/00	L	70-80	N-msg
1/6/01	W	82-80 (ot)	GP
1/30/01	L	55-60	A-msg
1/23/02	W	75-70	GP
2/9/02	L	83-85(ot)	A-msg
1/27/03	W	74-68	A-msg
2/22/03	W	87-79	GP
2/24/04	W	71-53	A-msg
2/5/05	W	68-46	GP
1/25/06	W	66-50	GP
1/13/07	W	68-59	A-msg
1/8/08	W	81-65	GP
1/15/09	W	67-55	A-msg

St. Joseph's (4-2)

1/7/53	L	69-78	A
12/19/53	W	85-77	H
12/3/54	W	79-78	H
12/16/55	W	71-66	A
3/8/65	L	61-67	N
12/29/89	W	83-58	H

St. Lawrence (0-2)

1939-40	L	35-39	
1941-42	L	39-41	

St. Louis (0-1)

3/12/55	L	103-110	N

St. Mary's (Calif.) (1-0)

12/17/06	W	89-73	HCC

St. Michael's (3-1)

1922-23	L	27-29	
1923-24	W	35-16	
1924-25	W	52-22	
1929-30	W	39-28	

St. Peter's (3-3)

1/6/77	W	52-50	H
2/9/78	L	71-95	A
2/21/79	W	80-70	H
3/5/80	L	56-71	H
11/30/85	W	53-40	H
2/3/87	L	50-75	A

San Diego (0-1)

3/21/08	L	69-70 ot	N

San Jose (0-1)

12/28/68	L	83-96	A

UC-Santa Barbara (0-1)

12/30/68	L	70-84	A

Santa Clara (0-1)

12/22/59	L	47-54	H

Seattle (0-1)

12/26/57	L	83-87	N

Seton Hall (40-18)

2/17/17	L	19-34	A
2/26/68	W	71-66	H
2/4/69	L	79-81	A
12/22/79	W	89-73	H
1/10/81	W	57-47	H
2/17/81	W	77-70	A
1/9/82	W	76-66	H
2/16/82	L	59-61	A
1/29/83	W	78-47	H
3/1/83	W	78-67	A
1/14/84	W	76-68	H
2/15/84	W	79-57	A
1/30/85	W	81-76	H
3/2/85	L	80-85	A
1/21/86	W	82-70	H
2/18/85	L	62-65	A
3/5/86	L	66-76	A
1/6/87	W	77-68	A
2/28/87	W	56-54	HCC
1/5/88	L	58-71	A
2/2/88	L	59-61	HCC
1/14/89	L	62-76	A
2/15/89	L	69-72	HCC
3/10/89	L	66-74	A
1/13/90	W	79-76	A
2/24/90	W	79-57	GP
3/9/90	W	76-58	A
1/26/91	L	62-76	A
2/27/91	W	62-60 (ot)	GP
2/8/92	L	69-81	GP
3/1/92	L	64-77	A
1/4/93	L	69-72	A
2/27/93	L	74-82	HCC
12/8/93	W	82-66	A
2/12/94	W	80-68	GP
1/21/95	W	86-81	A
2/25/95	W	75-61	GP
3/2/96	W	87-58	A
3/7/96	W	79-58	N
2/1/97	W	62-55	A
3/1/97	L	60-73	HCC
1/13/98	W	80-59	HCC
1/23/99	W	62-47	GP
2/13/99	W	53-48	A
3/4/99	W	57-56	N
1/30/00	W	66-56	HCC
2/14/00	W	59-50	A
3/9/00	W	79-64	N
3/3/01	L	63-65	A
3/2/02	W	90-78	GP
3/13/03	W	83-70	N
3/1/04	W	89-67	GP
1/17/05	W	77-68	A
2/11/06	W	99-57	A
2/14/07	W	67-55	GP
1/3/08	W	98-86	A
1/18/09	W	76-61	XL
2/14/09	W	62-54	A

South Carolina (1-1)

3/16/75	L	61-71	N
3/14/01	W	72-65	GP

South Florida (7-0)

12/11/72	W	84-67	A
3/12/81	W	65-55	A
12/30/81	W	57-50	HCC
3/1/06	W	66-53	A
1/2/07	W	69-50	HCC
2/16/08	W	74-73 ot	A
2/21/09	W	64-50	XL

Southern Connecticut (1-0)

12/23/90	W	100-37	H

Southern Illinois (1-0)

3/22/02	W	71-59	N

Southern Methodist (0-1)

12/30/65	L	68-80	A

Southwest Texas State (1-0)

12/2/96	W	66-49	HCC

Springfield (13-16)

1915-16	L	18-44	
1920-21	L	29-32	
1921-22	W	24-23	
1921-22	L	23-46	
1922-23	L	24-35	
1922-23	L	18-36	
1923-24	L	24-35	
1923-24	L	13-34	
1924-25	W	26-16	
1924-25	W	28-13	
1925-26	W	37-33	
1926-27	L	24-35	
1927-28	W	39-36	
1928-29	L	19-28	
1929-30	L	29-33	
1930-31	W	32-24	
1931-32	L	19-52	
1932-33	L	25-26	
1933-34	L	40-46	
1934-35	L	18-43	
1940-41	W	47-44	
1941-42	W	57-47	
1942-43	L	53-61	
1948-49	W	55-45	
1949-50	W	56-36	H
1949-50	L	58-59	A
12/2/50	W	46-44	H
2/3/51	W	54-49	A
12/29/53	W	80-67	N

Stanford (4-0)

12/28/56	W	57-56	N
2/7/98	W	76-56	GP
2/6/99	W	70-59	A
3/22/03	W	85-74	N

Stevens (0-3)

1916-17	L	17-33	
1917-18	L	22-62	
1918-19	L	31-45	

Stony Brook (3-0)

12/28/00	W	67-58	HCC
12/28/05	W	85-52	HCC
12/15/08	W	91-57	XL

Syracuse (35-49)

1/27/56	L	82-102	A
1/7/57	L	78-79	A
3/12/57	L	76-82	N
3/8/58	L	70-75	A
2/18/59	L	64-72	H
2/2/60	L	64-65	A
3/5/62	L	67-72	H
3/7/63	W	92-74	A
3/6/64	L	49-58	H
12/18/65	L	62-87	A
2/6/67	L	79-90	H
1/27/68	W	89-84	A
1/8/69	W	103-84	H
2/11/70	L	80-101	A
12/20/70	L	76-97	H
2/19/72	L	69-98	A
12/23/72	L	73-104	H
1/10/74	W	61-60	A
11/30/77	L	61-101	A
1/13/79	L	60-74	NHC
3/10/79	L	81-89	A
1/26/80	L	89-99	A
2/29/80	L	61-92	A
1/5/81	W	78-59	NHC
2/14/81	W	65-63	A
1/6/82	L	69-72	A
2/13/82	L	71-78	HCC
2/2/83	L	69-89	A
2/5/83	W	55-54	HCC
1/18/84	L	68-95	HCC



●Ten BIG EAST Regular Season Championships ● Six BIG EAST Tournament Championships ●

2/18/84	L	85-87(3ot)	A
3/8/84	L	58-73	A
1/19/85	W	70-68	A
2/20/85	W	71-69	HCC
1/25/86	L	67-80	A
3/1/86	L	58-75	HCC
1/3/87	L	71-88	NHC
2/7/87	L	53-59	A
1/16/88	W	51-50	A
2/20/88	L	71-73	HCC
1/16/89	W	68-62	HCC
2/28/89	L	72-88	A
1/15/90	W	70-59	HCC
2/10/90	L	86-90	A
3/6/90	W	78-75	N
1/28/91	L	79-81(ot)	HCC
1/28/91	L	66-68	H
2/3/92	L	83-84	A
3/4/92	W	85-78	HCC
2/2/93	L	57-60	HCC
2/15/93	W	80-76	A
1/10/94	W	75-67	HCC
2/1/94	L	95-108	A
1/23/95	W	86-75	GP
2/12/95	W	77-70	A
1/21/96	W	79-70	HCC
3/8/96	W	85-67	N
1/26/97	L	53-65	HCC
2/17/97	L	66-71 (ot)	A
1/24/98	W	63-54	A
3/7/98	W	69-64	N
2/1/99	L	42-59	HCC
2/28/99	W	70-58	A
3/5/99	W	71-50	N
1/24/00	L	74-88	A
3/4/00	W	69-54	HCC
2/19/01	L	60-65	A
3/7/01	L	75-86	N
2/10/03	W	75-61	HCC
3/14/03	W	80-67	N
2/2/04	W	84-56	HCC
3/7/04	L	56-67	A
2/7/05	W	74-66	A
3/5/05	W	88-70	GP
3/11/05	L	63-67	N
1/16/06	W	88-80	A
2/8/06	W	73-50	HCC
3/9/06	L	84-86 (ot)	N
2/5/07	W	67-60	GP
2/17/07	L	63-73	A
3/7/07	L	65-78	N
2/6/08	W	63-61	A
2/11/09	W	63-49	GP
3/12/09	L	117-127 (6 ot)	N

Temple (4-3)

2/13/51	W	76-61	H
3/16/56	L	59-65	N
12/27/58	W	64-46	H
2/13/60	L	67-69	A
1/29/64	L	45-53	A
3/9/64	W	53-48	N
1/27/65	W	71-60	H

Tennessee (0-1)

3/19/00	L	51-65	N

Tennessee Tech (1-0)

12/30/93	W	130-78	N

Texas (3-2)

12/14/91	W	94-77	A
12/15/93	W	96-86	GP
1/10/00	W	77-67	HCC
1/15/01	L	56-60	A
3/28/03	L	78-82	N

Texas A&M (2-1)

12/29/82	W	69-63	HCC
11/24/89	L	81-92	A
3/21/09	W	92-66	N

Texas-Arlington (1-0)

12/28/93	W	112-72	N

Texas Christian (2-1)

12/29/67	L	65-72	H
12/12/81	W	69-67(ot)	A
11/22/95	W	102-76	N

Texas-San Antonio (1-0)

3/11/99	W	91-66	N

Texas Southern (2-0)

12/2/05	W	113-49	GP
12/3/06	W	106-55	GP

Towson State (2-0)

12/29/92	W	99-66	HCC
11/27/93	W	107-67	N

Trinity (17-15)

1906-07	L	18-44	
1906-07	L	29-44	
1907-08	L	3-38	
1919-20	W	25-17	
1919-20	W	24-17	
1920-21	L	17-21	
1921-22	L	19-21	
1921-22	W	24-17	
1922-23	W	35-23	
1922-23	W	30-26	
1923-24	W	22-13	
1923-24	W	38-21	
1924-25	W	50-23	
1924-25	W	44-22	
1925-26	W	32-27	
1925-26	W	51-24	
1926-27	W	31-15	
1927-28	W	31-24	
1928-29	L	28-29	
1929-30	L	25-29	
1930-31	W	32-15	
1931-32	L	20-26	
1932-33	L	19-38	
1933-34	L	15-31	
1933-34	L	21-28	
1934-35	L	23-28	
1934-35	L	27-28	
1935-36	W	37-29	
1935-36	L	27-35	
1936-37	W	38-35	
1936-37	L	33-40	
1937-38	W	38-35	

Tufts (14-5)

1920-21	L	25-38	
1920-21	W	33-23	
1921-22	W	27-20	
1921-22	W	47-35	
1923-24	L	25-38	
1925-26	W	38-23	
1926-27	L	37-44	
1927-28	W	37-22	
1928-29	W	29-27	
1929-30	W	24-22	
1930-31	W	33-30	
1931-32	L	21-34	
1932-33	L	17-36	
1948-49	W	75-63	
1949-50	W	56-39	H
12/6/50	W	68-59	A
12/5/51	W	78-52	H
3/2/53	W	115-74	A
3/1/54	W	91-69	H

Tulsa (1-0)

12/29/78	W	89-68	H

U.S. International (2-0)

12/8/83	W	98-80	H
1/28/85	W	90-65	H

Union (0-1)

1925-26	L	25-33	

Upsula (1-0)

1932-33	W	33-22	

Utah (3-1)

1/1/69	L	85-105	A
12/8/79	W	73-66	A
12/4/82	W	73-63	N
11/28/03	W	76-44	N

Utah State (1-0)

3/17/00	W	75-67	N

Vanderbilt (3-0)

11/19/01	W	84-71	HCC
12/1/02	W	76-70	A
3/25/04	W	73-53	N

Vermont (45-8)

1925-26	W	47-41	
1926-27	L	16-31	
1927-28	L	28-45	
1928-29	W	34-25	
1947-48	W	54-39	
1948-49	W	72-48	
1949-50	W	61-44	A
1/6/51	W	71-43	H
1/18/58	W	99-85	H
2/6/58	W	107-95	A
1/17/59	W	82-69	A
2/7/59	L	60-61	H
2/4/60	W	71-65	A
2/27/60	W	84-73	H
12/15/60	W	84-73	H
2/28/61	W	81-61	H
1/27/62	W	67-63	A
2/10/62	W	91-57	H
1/11/63	W	88-67	H
2/2/63	W	95-62	A
2/1/64	W	79-46	A
2/14/64	W	90-64	H
1/9/65	W	111-66	H
1/30/65	W	107-60	A
1/29/66	W	96-64	H
2/26/66	W	92-70	A
1/7/67	W	58-49	A
1/16/67	W	99-70	H
1/25/68	W	87-59	A
2/3/68	W	82-62	H
1/23/69	L	87-99	A
2/1/69	W	96-78	H
1/22/70	W	85-79	A
1/31/70	L	63-69	H
12/16/70	W	107-82	H
2/17/71	W	100-80	A
12/11/71	W	98-61	H
1/29/72	W	63-52	A
1/27/73	W	104-74	A
2/15/73	W	88-46	H
1/12/74	W	69-56	H
1/26/74	W	67-60	A
12/10/74	W	90-84	H
1/25/75	L	69-70	A
1/6/76	L	85-86 (ot)	H
2/14/76	W	78-71	A
2/12/77	W	70-64	H
2/19/77	L	77-85	A
2/18/78	W	59-48	H
2/17/79	W	79-62	A
2/18/80	W	89-62	H
11/19/99	W	89-52	GP
3/18/04	W	70-53	N

Villanova (27-32)

1/31/41	L	35-40	A
3/1/52	W	63-58	A
12/20/52	W	75-71	H
12/27/69	L	71-89	A
1/21/81	L	59-63	A
2/23/81	L	73-74	H
3/5/81	L	54-65	A
1/23/82	W	53-51	HCC
2/24/82	L	63-67(ot)	A
2/8/83	L	79-86	A
2/19/83	L	68-75	HCC
3/10/83	L	68-69	N
1/27/84	L	58-69	HCC
2/28/84	L	70-82	A
1/5/85	L	59-70(ot)	A
2/5/85	L	71-79	HCC
1/13/86	L	59-68	HCC
2/9/86	L	53-59	A
12/13/86	L	51-66	HCC
2/14/87	L	58-67	A
12/8/87	L	61-63	A
1/20/88	L	58-69	HCC
1/4/89	W	57-55	HCC
2/18/89	L	67-76(ot)	A
12/12/89	L	57-64	HCC
1/9/90	W	71-54	A
1/8/91	W	74-71	A
2/2/91	W	67-59	GP
1/11/92	L	70-79	A
1/27/92	W	72-58	GP
1/9/93	W	87-80	A
2/9/93	W	82-62	GP
1/25/94	W	91-67	HCC
2/15/94	L	63-64	A
1/3/95	W	77-62	A
2/18/95	L	73-96	GP
3/12/95	L	78-94	N
1/8/96	W	81-73	GP
2/25/96	W	70-59	A
2/23/97	L	58-65	A
2/2/98	W	80-65	HCC
2/21/98	W	83-76	A
12/30/98	W	100-76	HCC
2/2/00	W	74-60	A
1/24/01	L	59-70	HCC
2/10/01	L	60-74	A
1/13/02	W	70-65	A
2/11/02	W	46-40	HCC
3/7/02	W	72-70	N
1/25/03	W	74-65	HCC
2/15/03	L	70-79	A
2/28/04	W	75-74 (ot)	A
3/12/04	W	87-64	N
2/2/05	W	81-76	HCC
2/13/06	L	64-69	A
2/26/06	W	89-75	GP
2/28/07	L	74-78	GP
2/23/08	L	65-67	A
1/21/09	W	89-83	XL

Virginia (6-2)

1/2/65	L	63-68	N
12/30/66	W	100-79	H
12/6/87	L	59-72	HCC
12/10/88	W	68-61	A
11/29/93	W	77-36	A
1/28/96	W	76-46	HCC
12/23/96	W	64-61 (ot)	GP
12/10/97	W	74-63	A

Virginia Commonwealth (1-0)

3/25/88	W	72-61	H

Virginia Military (3-0)

12/20/51	W	63-47	H
12/21/51	W	74-55	H
12/29/73	W	80-78	A

Virginia Tech (6-1)

2/3/01	W	85-72	GP
2/17/01	W	61-46	A
1/2/02	W	86-74	A
1/10/02	W	95-60	HCC
1/14/03	W	83-65	HCC
2/5/03	L	74-95	A
1/28/04	W	96-60	A

Wagner (4-0)

2/9/53	W	64-61	H
2/9/54	W	71-61	A
11/27/98	W	111-46	HCC
12/7/02	W	97-85	GP

Wake Forest (1-1)

12/29/69	L	77-103	A
12/2/91	W	84-75	HCC

Washington (3-0)

3/19/98	W	75-74	N
12/1/98	W	69-48	N
3/24/06	W	98-92 (ot)	N

Wayne (3-0)

1948-49	W	44-39	
1949-50	W	65-47	H
1/4/52	W	59-58	H

Wentworth (2-0)

1916-17	W	52-11	
1919-20	W	71-6	

Wesleyan (17-24)

1905-06	L	12-86	
1915-16	L	23-42	
1916-17	L	24-38	
1917-18	W	32-28	
1917-18	L	16-20	
1919-20	L	31-43	
1920-21	L	20-31	
1921-22	L	19-20	
1922-23	L	16-30	
1923-24	L	21-41	
1924-25	L	26-31	
1925-26	L	26-49	
1926-27	W	41-26	
1928-29	L	23-36	
1929-30	W	33-22	
1930-31	L	27-36	
1931-32	L	29-40	
1932-33	L	22-36	
1933-34	L	21-28	
1934-35	L	30-44	
1935-36	L	35-45	
1936-37	L	36-46	
1937-38	L	48-57	
1938-39	W	54-41	
1939-40	W	55-44	
1940-41	W	57-42	
1941-42	W	66-44	
1942-43	L	40-42	
1943-44	W	49-25	
1943-44	W	42-33	
1944-45	L	43-48	
1944-45	L	31-39	
1945-46	W	38-35	
1945-46	L	29-40	
1946-47	W	53-34	
1947-48	W	54-37	
1948-49	W	42-38	
1948-49	W	62-41	
1949-50	W	82-58	A
2/10/51	W	74-51	H
1/16/52	W	69-38	A

West Virginia (13-4)

3/11/63	L	71-77	N
3/17/88	W	62-57(ot)	A
1/3/96	W	89-79	A
2/14/96	W	87-69	GP
1/4/97	W	79-62	HCC
12/3/97	W	88-75	GP
2/11/98	L	62-80	A
1/9/99	W	80-45	A
2/26/00	W	72-71	GP
2/23/02	W	95-73	GP
2/7/04	W	88-58	GP
2/25/05	W	68-58	A
2/18/06	W	81-75	A
12/30/06	L	71-81	A
3/1/08	W	79-71	XL
3/13/08	L	72-78	N
1/6/09	W	61-55	A

Western Carolina (1-0)

11/14/08	W	81-55	GP

Western Kentucky (1-0)

12/30/80	W	84-58	H

Western Reserve (0-1)

1947-48	L	49-63	

William & Mary (1-0)

12/28/67	W	51-49	H

Winthrop (1-0)

1/2/94	W	113-59	GP

Wisconsin (1-0)

11/24/08	W	76-57	N

Worcester Polytechnic (9-9)

1907-08	L	29-36	
1918-19	L	16-26	
1918-19	L	24-34	
1919-20	L	17-23	
1920-21	L	17-42	
1921-22	W	29-26	
1932-33	W	29-25	
1933-34	L	35-41	
1934-35	W	44-30	
1935-36	L	30-48	
1936-37	W	49-43	
1937-38	W	61-59	
1938-39	W	49-48	
1939-40	L	60-63	
1940-41	W	58-37	
1941-42	W	69-55	
1943-44	W	48-36	
1944-45	L	49-51	

Xavier (1-0)

3/16/91	W	66-50	N

Yale (43-22)

1914-15	L	16-26	H
1929-30	L	19-25	
1930-31	L	17-36	
1941-42	L	48-53	
1942-43	W	50-49	
1943-44	L	33-41	
1943-44	L	35-46	
1944-45	L	41-79	
1946-47	W	47-39	
1947-48	L	50-57	
1947-48	L	53-57	
1948-49	L	44-61	
1948-49	L	55-71	
1949-50	L	44-62	A
12/13/50	W	71-65	H
12/18/51	W	56-47	A
12/9/52	W	76-68	A
12/5/53	W	56-52	H
12/8/54	W	83-57	A
12/7/55	L	87-92	H
12/6/56	W	77-66	A
1/5/57	L	64-66	H
12/7/57	L	74-79	H
12/6/58	W	60-52	A
12/5/59	W	66-65	H
12/3/60	L	55-63	A
12/2/61	W	82-64	H
12/1/62	W	61-49	A
12/7/63	L	60-64	H
12/5/64	W	68-47	A
12/4/65	W	95-73	H
12/3/66	L	57-65	A
12/2/67	W	70-62	H
11/30/68	L	70-89	A
12/6/69	W	91-77	H
12/5/70	L	80-94	A
12/19/70	W	84-76	A
12/4/71	W	66-64	H
12/2/72	W	92-71	A
12/1/73	W	102-88	H
11/30/74	W	88-73	A
12/6/75	W	71-59	H
12/4/76	W	56-50	A
12/3/77	W	73-57	H
12/2/78	L	78-94	A
12/1/79	W	83-75	H
12/6/80	W	65-53	A
1/26/82	W	63-57	H
11/30/82	W	96-73	A
12/1/83	W	76-54	H
12/4/84	W	95-77	H
11/26/85	W	80-76	H
12/2/86	L	75-77(ot)	A
12/2/87	W	69-59	H
11/30/88	W	75-44	A
11/30/89	W	76-50	H
11/29/90	W	49-48	A
11/29/91	W	79-55	HCC
12/10/92	W	65-38	HCC
12/1/93	W	81-64	GP
12/2/94	W	105-53	HCC
12/8/95	W	93-66	HCC
11/29/96	W	72-39	HCC
11/15/97	W	88-57	GP
11/17/03	W	70-60	GP

ALL-TIME NATIONAL POSTSEASON RESULTS

● 2004, 1999 NCAA National Champions ● 2009, 2004, 1999 NCAA Final Four ●

Year	Coach	Record	Opponent--Date	Site	Result
1950-51--NCAA	Hugh Greer	22-4	St. John's-- 3/20/51	New York, NY	L, 52-63
1953-54--NCAA	Hugh Greer	23-3	Navy-- 3/8/54	Buffalo, NY	L, 80-85
1954-55-- NIT	Hugh Greer	20-5	St. Louis-- 3/12/55	New York, NY	L, 103-110
1955-56--NCAA	Hugh Greer	17-11	Manhattan-- 3/13/56	New York, NY	W, 84-75
(Sweet 16)			Temple-- 3/16/56	Philadelphia, PA	L, 59-65
			Dartmouth-- 3/17/56	Philadelphia, PA	L, 64-85
1956-57--NCAA	Hugh Greer	17-8	Syracuse-- 3/12/57	New York, NY	L, 76-82
1957-58--NCAA	Hugh Greer	17-10	Dartmouth-- 3/11/58	New York, NY	L, 64-75
1958-59--NCAA	Hugh Greer	17-7	Boston University-- 3/10/59	New York, NY	L, 58-60
1959-60--NCAA	Hugh Greer	17-9	New York University-- 3/8/60	New York, NY	L, 59-78
1962-63--NCAA	Hugh Greer/ George Wigton	18-7	West Virginia-- 3/11/63	Philadelphia, PA	L, 71-77
1963-64--NCAA	Fred Shabel	16-11	Temple-- 3/9/64	Philadelphia, PA	W, 53-48
(Elite Eight)			Princeton-- 3/14/64	Raleigh, NC	W, 52-50
			Duke-- 3/16/64	Raleigh, NC	L, 54-101
1964-65--NCAA	Fred Shabel	23-3	St. Joseph's-- 3/8/65	Philadelphia, PA	L, 61-67
1966-67--NCAA	Fred Shabel	17-7	Boston College-- 3/11/67	Kingston, RI	L, 42-48
1973-74-- NIT	Dee Rowe	19-8	St. John's -- 3/17/74	New York, NY	W, 82-70
(NIT Quarterfinals)			Boston College-- 3/21/74	New York, NY	L, 75-76
1974-75-- NIT	Dee Rowe	18-10	South Carolina-- 3/16/75	New York, NY	L, 61-71
1975-76--NCAA	Dee Rowe	19-10	Hofstra-- 3/13/76	Providence, RI	W, 80-78 (ot)
(Sweet 16)			Rutgers-- 3/18/76	Greensboro, NC	L, 79-93
1978-79--NCAA	Dom Perno	21-8	Syracuse-- 3/10/79	Providence, RI	L, 81-89
1979-80-- NIT	Dom Perno	20-9	St. Peter's-- 3/5/80	Storrs, CT	L, 56-71
1980-81-- NIT	Dom Perno	20-9	South Florida-- 3/12/81	Tampa, FL	W, 65-55
			Minnesota-- 3/16/81	Hartford, CT	L, 66-84
1981-82-- NIT	Dom Perno	17-11	Dayton-- 3/10/82	Dayton, OH	L, 75-76 (ot)
1987-88-- NIT	Jim Calhoun	20-14	West Virginia-- 3/17/88	Morgantown, WV	W, 62-57 (ot)
(NIT Champions)			Louisiana Tech-- 3/21/88	Hartford, CT	W, 65-59
			Virginia Commonwealth-- 3/25/88	Storrs, CT	W, 72-61
			Boston College-- 3/29/88	New York, NY	W, 73-67
			Ohio State-- 3/30/88	New York, NY	W, 72-67
1988-89-- NIT	Jim Calhoun	18-13	UNC Charlotte-- 3/15/89	Charlotte, NC	W, 67-62
(NIT Quarterfinals)			California-- 3/20/89	Hartford, CT	W, 73-72
			Ala.-Birmingham-- 3/22/89	Storrs, CT	L, 79-85
1989-90--NCAA	Jim Calhoun	31-6	Boston University-- 3/15/90	Hartford, CT	W, 76-52
(Elite Eight)			California-- 3/17/90	Hartford, CT	W, 74-54
			Clemson-- 3/22/90	East Rutherford, NJ	W, 71-70
			Duke-- 3/24/90	East Rutherford, NJ	L, 78-79 (ot)
1990-91--NCAA	Jim Calhoun	20-11	Louisiana State-- 3/14/91	Minneapolis, MN	W, 79-62
(Sweet 16)			Xavier-- 3/16/91	Minneapolis, MN	W, 66-50
			Duke-- 3/22/91	Pontiac, MI	L, 81-67
1991-92--NCAA	Jim Calhoun	20-10	Nebraska-- 3/19/92	Cincinnati, OH	W, 86-65
			Ohio State-- 3/21/92	Cincinnati, OH	L, 55-78
1992-93-- NIT	Jim Calhoun	15-13	Jackson State-- 3/19/93	Storrs, CT	L, 88-90 (ot)
1993-94--NCAA	Jim Calhoun	29-5	Rider-- 3/17/94	Uniondale, NY	W, 64-46
(Sweet 16)			George Washington-- 3/19/94	Uniondale, NY	W, 75-63
			Florida-- 3/25/94	Miami, FL	L, 60-69 (ot)
1994-95--NCAA	Jim Calhoun	28-5	Tenn.-Chattanooga-- 3/16/95	Salt Lake City, UT	W, 100-71
(Elite Eight)			Cincinnati-- 3/18/95	Salt Lake City, UT	W, 96-91
			Maryland-- 3/23/95	Oakland, CA	W, 99-89
			UCLA-- 3/25/95	Oakland, CA	L, 96-102
1995-96--NCAA	Jim Calhoun	30-2	*Colgate-- 3/14/96	Indianapolis, IN	W, 68-59
(Sweet 16)			*Eastern Michigan-- 3/16/96	Indianapolis, IN	W, 95-81
			*Mississippi State-- 3/22/96	Lexington, KY	L, 55-60
*-- results declared null and void by the NCAA					
1996-97-- NIT	Jim Calhoun	18-15	Iona-- 3/12/97	Storrs, CT	W, 71-66
(NIT Semifinals--Third Place)			Bradley-- 3/18/97	Storrs, CT	W, 63-47
			Nebraska-- 3/21/97	Storrs, CT	W, 76-67
			Florida State-- 3/25/97	New York, NY	L, 66-71 (ot)
			Arkansas-- 3/27/97	New York, NY	W, 74-64
1997-98--NCAA	Jim Calhoun	32-5	Fairleigh Dickinson-- 3/12/98	Washington, DC	W, 93-85
(Elite Eight)			Indiana-- 3/14/98	Washington, DC	W, 78-68
			Washington-- 3/19/98	Greensboro, NC	W, 75-74
			North Carolina-- 3/21/98	Greensboro, NC	L, 64-75

ALL-TIME NATIONAL POSTSEASON RESULTS

●Ten BIG EAST Regular Season Championships ● Six BIG EAST Tournament Championships ●

1998-99--NCAA (NCAA National Champions)	Jim Calhoun	34-2	Texas/San Antonio- 3/11/99	Denver, CO	W, 91-66
			New Mexico- 3/13/99	Denver, CO	W, 78-56
			Iowa- 3/18/99	Phoenix, AZ	W, 78-68
			Gonzaga- 3/20/99	Phoenix, AZ	W, 67-62
			Ohio State- 3/27/99	St. Petersburg, FL	W, 64-58
			Duke- 3/29/99	St. Petersburg, FL	W, 77-74
1999-00--NCAA	Jim Calhoun	25-10	Utah State- 3/17/00	Birmingham, AL	W, 75-67
			Tennessee- 3/19/00	Birmingham, AL	L, 65-51
2000-01- - NIT	Jim Calhoun	20-12	South Carolina- 3/14/01	Storrs, CT	W, 72-65
			Detroit Mercy- 3/18/01	Storrs, CT	L, 67-61
2001-02--NCAA (Elite Eight)	Jim Calhoun	27-7	Hampton- 3/15/02	Washington, DC	W, 78-67
			North Carolina State- 3/17/02	Washington, DC	W, 77-74
			Southern Illinois- 3/22/02	Syracuse, NY	W, 71-59
			Maryland- 3/24/02	Syracuse, NY	L, 90-82
2002-03--NCAA (Sweet 16)	Jim Calhoun	23-10	Brigham Young- 3/20/03	Spokane, WA	W, 58-53
			Stanford- 3/22/03	Spokane, WA	W, 85-74
			Texas- 3/28/03	San Antonio, TX	L, 82-78
2003-04 (NCAA National Champions)	Jim Calhoun	33-6	Vermont- 3/18/03	Buffalo, NY	W, 70-53
			DePaul- 3/20/03	Buffalo, NY	W, 72-55
			Vanderbilt- 3/25/04	Phoenix, AZ	W, 73-53
			Alabama- 3/27/04	Phoenix, AZ	W, 87-71
			Duke- 4/3/04	San Antonio, TX	W, 79-78
			Georgia Tech- 4/5/04	San Antonio, TX	W, 82-73
2004-05--NCAA	Jim Calhoun	23-8	Central Florida- 3/18/05	Worcester, MA	W, 77-71
			North Carolina State- 3/20/05	Worcester, MA	L, 62-65
2005-06--NCAA (Elite Eight)	Jim Calhoun	30-4	Albany-3/17/06	Philadelphia, PA	W, 72-59
			Kentucky- 3/19/06	Philadelphia, PA	W, 87-83
			Washington- 3/24/06	Washington, DC	W, 98-92 (ot)
			George Mason- 3/26/06	Washington, DC	L, 84-86 (ot)
2007-08--NCAA	Jim Calhoun	24-9	San Diego - 3/21/08	Tampa, FL	L, 69-70 (ot)
2008-09--NCAA (Final Four)	Jim Calhoun	31-5	Chattanooga - 3/19/09	Philadelphia, PA	W, 103-47
			Texas A & M - 3/21/09	Philadelphia, PA	W, 92-66
			Purdue - 3/26/09	Glendale, AZ	W, 72-60
			Missouri - 3/28/09	Glendale, AZ	W, 82-75
			Michigan St. - 4/4/09	Detroit, MI	L, 73-82

28 NCAA APPEARANCES - 69 Games - 43 Wins, 26 Losses
11 NIT APPEARANCES - 24 Games - 14 Wins, 10 Losses
39 NATIONAL POST-SEASON APPEARANCES- 93 GAMES- 57 WINS, 36 LOSSES

POST-SEASON RECORDS VS. ALL OPPONENTS

OPPONENT	NCAA	NIT	TOTAL
Alabama	1-0	--	1-0
Ala.-Birmingham	--	0-1	0-1
Arkansas	--	1-0	1-0
Boston College	0-1	1-1	1-2
Boston University	1-1	--	1-1
Bradley	--	1-0	1-0
Brigham Young	1-0	--	1-0
California	1-0	1-0	2-0
California-Los Angeles	0-1	--	0-1
Central Florida	1-0	--	1-0
Cincinnati	1-0	--	1-0
Clemson	1-0	--	1-0
Colgate	*1-0	--	*1-0
Dartmouth	0-2	--	0-2
Dayton	--	0-1	0-1
DePaul	1-0	--	1-0
Detroit Mercy	--	0-1	0-1
Duke	2-3	--	2-3
Eastern Michigan	*1-0	--	*1-0
Fairleigh Dickinson	1-0	--	1-0
Florida	0-1	--	0-1
Florida State	--	0-1	0-1
George Washington	1-0	--	1-0
Georgia Tech	1-0	--	1-0
Gonzaga	1-0	--	1-0
Hampton	1-0	--	1-0
Hofstra	1-0	--	1-0
Indiana	1-0	--	1-0
Iona	--	1-0	1-0
Iowa	1-0	--	1-0
Jackson State	--	0-1	0-1
Louisiana State	1-0	--	1-0
Louisiana Tech	--	1-0	1-0
Manhattan	1-0	--	1-0
Maryland	1-1	--	1-1
Michigan St.	0-1	--	0-1
Minnesota	--	0-1	0-1
Mississippi State	*0-1	--	*0-1
Missouri	1-0	--	1-0
Navy	0-1	--	0-1
Nebraska	1-0	1-0	2-0
New York University	0-1	--	0-1
New Mexico	1-0	--	1-0
North Carolina	0-1	--	0-1
UNC-Charlotte	--	1-0	1-0
North Carolina State	1-1	--	1-1
Ohio State	1-1	1-0	2-1
Princeton	1-0	--	1-0
Purdue	1-0	--	1-0
Rider College	1-0	--	1-0
Rutgers	0-1	--	0-1
St. John's	0-1	1-0	1-1
St. Joseph's	0-1	--	0-1
St. Louis	--	0-1	0-1
St. Peter's	--	0-1	0-1
San Diego	0-1	--	0-1
South Carolina	--	1-1	1-1
South Florida	--	1-0	1-0
Southern Illinois	1-0	--	1-0
Stanford	1-0	--	1-0
Syracuse	0-2	--	0-2
Temple	1-1	--	1-1
Tennessee	0-1	-	0-1
UT-Chattanooga	2-0	--	2-0
Texas	0-1	--	0-1
Texas A & M	1-0	--	1-0
TX-San Antonio	1-0	--	1-0
Utah State	1-0	-	1-0
Vanderbilt	1-0	--	1-0
Vermont	1-0	--	1-0
Virginia Commonwealth	--	1-0	1-0
Washington	1-0	--	1-0
West Virginia	0-1	1-0	1-1
Xavier	1-0	--	1-0

*-- 1996 result declared null and void by NCAA

ALL-TIME BIG EAST TOURNAMENT RESULTS

● 2004, 1999 NCAA National Champions ● 2009, 2004, 1999 NCAA Final Four ●

Year		Winner			Loser		Site	Connecticut Starters
2009	#6	Syracuse	127	#3	Connecticut (6OT)	117	Madison Square Garden	Jeff Adrien, Stanley Robinson, Hasheem Thabeet, A.J. Price, Kemba Walker
2008	#5	West Virginia	78	#4	Connecticut	72	Madison Square Garden	Jeff Adrien, Stanley Robinson, Hasheem Thabeet, A.J. Price, Craig Austrie
2007	#5	Syracuse	78	#12	Connecticut	65	Madison Square Garden	Marcus Johnson, Jeff Adrien, Hasheem Thabeet, Jerome Dyson, A.J. Price
2006	#9	Syracuse	86	#1	Connecticut (OT)	84	Madison Square Garden	Josh Boone, Rudy Gay, Hilton Armstrong, Marcus Williams, Denham Brown
2005	#2	Connecticut	66	#7	Georgetown	62	Madison Square Garden	Charlie Villanueva, Rudy Gay, Denham Brown, Josh Boone, Marcus Williams
	#3	Syracuse	67	#2	Connecticut	63	Madison Square Garden	Charlie Villanueva, Rudy Gay, Denham Brown, Josh Boone, Marcus Williams
2004	**#2**	**Connecticut**	**66**	**#7**	**Notre Dame**	**58**	**Madison Square Garden**	**Charlie Villanueva, Rashad Anderson, Josh Boone, Ben Gordon, Taliek Brown**
	#2	**Connecticut**	**84**	**#11**	**Villanova**	**67**	**Madison Square Garden**	**Charlie Villanueva, Rashad Anderson, Josh Boone, Ben Gordon, Taliek Brown**
	#2	**Connecticut**	**61**	**#1**	**Pittsburgh**	**58**	**Madison Square Garden**	**Josh Boone, Rashad Anderson, Emeka Okafor, Ben Gordon, Taliek Brown**
2003	#2e	Connecticut	83	#4w	Seton Hall	70	Madison Square Garden	Hilton Armstrong, Rashad Anderson, Emeka Okafor, Ben Gordon, Taliek Brown
	#2e	Connecticut	80	#1w	Syracuse	67	Madison Square Garden	Hilton Armstrong, Rashad Anderson, Emeka Okafor, Ben Gordon, Taliek Brown
	#2w	Pittsburgh	74	#2e	Connecticut	56	Madison Square Garden	Hilton Armstrong, Rashad Anderson, Emeka Okafor, Ben Gordon, Taliek Brown
2002	**#1e**	**Connecticut**	**72**	**#5e**	**Villanova**	**70**	**Madison Square Garden**	**Caron Butler, Johnnie Selvie, Emeka Okafor, Taliek Brown, Tony Robertson**
	#1e	**Connecticut**	**82**	**#2w**	**Notre Dame**	**77**	**Madison Square Garden**	**Caron Butler, Johnnie Selvie, Emeka Okafor, Taliek Brown, Tony Robertson**
	#1e	**Connecticut**	**74**	**#1w**	**Pittsburgh (2OT)**	**65**	**Madison Square Garden**	**Caron Butler, Johnnie Selvie, Emeka Okafor, Taliek Brown, Tony Robertson**
2001	#3w	Syracuse	86	#6e	Connecticut	75	Madison Square Garden	Caron Butler, Edmund Saunders, Souleymane Wane, Taliek Brown, Albert Mouring
2000	#4	Connecticut	70	#13	Boston College	55	Madison Square Garden	Kevin Freeman, Ajou Deng, Jake Voskuhl, Albert Mouring, Khalid El-Amin
	#4	Connecticut	79	#5	Seton Hall	64	Madison Square Garden	Kevin Freeman, Ajou Deng, Jake Voskuhl, Albert Mouring, Khalid El-Amin
	#4	Connecticut	70	#9	Georgetown	55	Madison Square Garden	Kevin Freeman, Ajou Deng, Jake Voskuhl, Albert Mouring, Khalid El-Amin
	#3	St. John's	80	#4	Connecticut	70	Madison Square Garden	Kevin Freeman, Ajou Deng, Jake Voskuhl, Albert Mouring, Khalid El-Amin
1999	**#1**	**Connecticut**	**57**	**#8**	**Seton Hall**	**56**	**Madison Square Garden**	**Kevin Freeman, Richard Hamilton, Jake Voskuhl, Ricky Moore, Khalid El-Amin**
	#1	**Connecticut**	**71**	**#4**	**Syracuse**	**50**	**Madison Square Garden**	**Kevin Freeman, Richard Hamilton, Jake Voskuhl, Ricky Moore, Khalid El-Amin**
	#1	**Connecticut**	**82**	**#3**	**St John's**	**63**	**Madison Square Garden**	**Kevin Freeman, Richard Hamilton, Jake Voskuhl, Ricky Moore, Khalid El-Amin**
1998	**#1**	**Connecticut**	**64**	**#8**	**Providence**	**55**	**Madison Square Garden**	**Kevin Freeman, Richard Hamilton, Jake Voskuhl, Ricky Moore, Khalid El-Amin**
	#1	**Connecticut**	**64**	**#12**	**Rutgers**	**50**	**Madison Square Garden**	**Kevin Freeman, Richard Hamilton, Jake Voskuhl, Ricky Moore, Khalid El-Amin**
	#1	**Connecticut**	**69**	**#2**	**Syracuse**	**64**	**Madison Square Garden**	**Kevin Freeman, Richard Hamilton, Jake Voskuhl, Ricky Moore, Khalid El-Amin**
1997	#6	Pittsburgh	63	#11	Connecticut	62	Madison Square Garden	Kevin Freeman, Rashamel Jones, Jake Voskuhl, Richard Hamilton, Ricky Moore
1996	**#1**	**Connecticut**	**79**	**#9**	**Seton Hall**	**58**	**Madison Square Garden**	**Kirk King, Rudy Johnson, Travis Knight, Ray Allen, Doron Sheffer**
	#1	**Connecticut**	**85**	**#4**	**Syracuse**	**67**	**Madison Square Garden**	**Kirk King, Rudy Johnson, Travis Knight, Ray Allen, Doron Sheffer**
	#1	**Connecticut**	**75**	**#2**	**Georgetown**	**74**	**Madison Square Garden**	**Kirk King, Rudy Johnson, Travis Knight, Ray Allen, Doron Sheffer**
1995	#1	Connecticut	81	#9	Pittsburgh	78	Madison Square Garden	Ray Allen, Donny Marshall, Travis Knight, Kevin Ollie, Doron Sheffer
	#1	Connecticut	88	#4	Georgetown	81	Madison Square Garden	Ray Allen, Donny Marshall, Travis Knight, Kevin Ollie, Doron Sheffer
	#2	Villanova	94	#1	Connecticut	78	Madison Square Garden	Ray Allen, Donny Marshall, Travis Knight, Kevin Ollie, Doron Sheffer
1994	#1	Connecticut	97	#9	St. John's	77	Madison Square Garden	Donny Marshall, Donyell Marshall, Eric Hayward, Doron Sheffer, Kevin Ollie
	#4	Providence	69	#1	Connecticut	67	Madison Square Garden	Donny Marshall, Donyell Marshall, Eric Hayward, Doron Sheffer, Kevin Ollie
1993	#5	Providence	73	#4	Connecticut	55	Madison Square Garden	Rudy Johnson, Donny Marshall, Donyell Marshall, Scott Burrell, Kevin Ollie
1992	#3	St. John's	64	#6	Connecticut (OT)	59	Madison Square Garden	Donyell Marshall, Toraino Walker, Rod Sellers, Scott Burrell, Chris Smith
1991	#6	Georgetown	68	#3	Connecticut	49	Madison Square Garden	Scott Burrell, Toraino Walker, Rod Sellers, Steve Pikiell, Chris Smith
1990	**#2**	**Connecticut**	**76**	**#7**	**Seton Hall**	**58**	**Madison Square Garden**	**Scott Burrell, Nadav Henefeld, Rod Sellers, Tate George, Chris Smith**
	#2	**Connecticut**	**65**	**#3**	**Georgetown**	**60**	**Madison Square Garden**	**Scott Burrell, Nadav Henefeld, Rod Sellers, Tate George, Chris Smith**
	#2	**Connecticut**	**78**	**#1**	**Syracuse**	**75**	**Madison Square Garden**	**Scott Burrell, Nadav Henefeld, Rod Sellers, Tate George, Chris Smith**
1989	#2	Seton Hall	74	#7	Connecticut	66	Madison Square Garden	Murray Williams, Lyman DePriest, Cliff Robinson, Phil Gamble, Chris Smith
1988	#9	Connecticut	75	#8	Providence	62	Madison Square Garden	Murray Williams, Lyman DePriest, Cliff Robinson, Phil Gamble, Tate George
	#1	Pittsburgh	75	#9	Connecticut	58	Madison Square Garden	Murray Williams, Lyman DePriest, Cliff Robinson, Phil Gamble, Tate George
1987	#8	Boston College	61	#9	Connecticut	59	Madison Square Garden	Jeff King, Robert Ursery, Gerry Besselink, Tate George, Steve Pikiell
1986	#9	Seton Hall	76	#8	Connecticut	66	Madison Square Garden	Tim Coles, Eddie Williams, Gerry Besselink, Phil Gamble, Terence Warren
1985	#2	Georgetown	93	#7	Connecticut	62	Madison Square Garden	Ray Broxton, Tim Coles, Gerry Besselink, Alvin Frederick, Earl Kelley
1984	#2	Syracuse	73	#7	Connecticut	58	Madison Square Garden	Ray Broxton, Alvin Frederick, Tim Coles, Vern Giscombe, Karl Hobbs
1983	#2	Villanova	69	#7	Connecticut	68	Madison Square Garden	Larry Blucher, Eddie Williams, Bruce Kuczenski, Karl Hobbs, Earl Kelley
1982	#3	St. John's	54	#6	Connecticut	52	Hartford Civic Center	Mike McKay, Corny Thompson, Bruce Kuczenski, Karl Hobbs, Norm Bailey
1981	#4	Villanova	65	#5	Connecticut	54	Carrier Dome	Mike McKay, Corny Thompson, Chuck Aleksinas, Vern Giscombe, Bobby Dulin
1980	#4	Connecticut	79	#5	Boston College	68	Providence Civic Center	Mike McKay, Corny Thompson, Jim Abromaitis, Bobby Dulin, Clay Johnson
	#1	Syracuse	92	#4	Connecticut	61	Providence Civic Center	Mike McKay, Corny Thompson, Jim Abromaitis, Bobby Dulin, Clay Johnson

UConn vs. All Opponents in the BIG EAST Championship

Team	Record	First/Last Meeting	Last UConn Win	Last Opp. Win
Boston College	2-1	1980/2000	2000, 70-55	1987, 61-59
Georgetown	5-2	1985/2000	2000, 70-55	1991, 68-49
Notre Dame	2-0	2002/2004	2004, 66-58	N/A
Pittsburgh	3-3	1988/2004	2004, 61-58	2003, 74-56
Providence	2-2	1988/1998	1998, 64-55	1994, 69-67
Rutgers	1-0	1998/2000	2000, 79-64	N/A

Team	Record	First/Last Meeting	Last UConn Win	Last Opp. Win
St. John's	2-3	1982/2000	1999, 82-63	2000, 80-70
Seton Hall	5-2	1986/2003	2003, 83-70	1989, 74-66
Syracuse	5-7	1980/2009	2003, 80-67	2009, 127-117 6ot
Villanova	2-3	1981/2004	2004, 84-67	1995, 94-78
West Virginia	0-1	2008	N/A	2008, 78-72

Letterwinner History



Sophomore Kemba Walker

ALL-TIME LETTERWINNERS

● 2004, 1999 NCAA National Champions ● 2009, 2004, 1999 NCAA Final Four ●



Jim Abromaitis 1976-80



Jim Ahearn 1954-55



Chuck Aleksinas 1981-82



Gerry Besselink 1984-87

NAME	G	FG	FGA	PCT	3FG	3FGA	PCT	FT	FTA	PCT	REB	AVG	A	TO	B	S	MIN	PTS	AVG
ABROMAITIS, JAMES F.																			
1975-76	28	64	132	48.5	-	-	-	8	16	50.0	122	4.4	17	-	-	-	-	136	4.9
1976-77	27	131	281	46.6	-	-	-	17	36	47.2	185	6.9	78	-	-	-	-	279	10.3
1977-78	26	157	311	50.5	-	-	-	62	98	63.3	228	8.8	51	-	-	-	-	376	14.5
1978-79	2	5	12	41.7	-	-	-	0	2	0.0	15	7.5	4	-	-	1	35	10	5.0
1979-80	29	112	185	60.5	-	-	-	59	81	72.8	182	6.3	49	-	-	23	633	283	9.8
BE	6	25	39	64.1	-	-	-	15	19	79.0	39	6.5	12	8	0	16	151	61	10.2
TOTALS	**112**	**469**	**921**	**50.9**	-	-	-	**146**	**233**	**62.7**	**732**	**6.5**	**199**	-	-	-	-	**1084**	**9.7**
BE	**6**	**25**	**39**	**64.1**	**-**	**-**	**-**	**15**	**19**	**79.0**	**39**	**6.5**	**12**	**8**	**0**	**16**	**151**	**61**	**10.2**
ADRIEN, JEFF																			
2005-06	33	83	136	61.0	0	0	0.0	50	78	64.1	165	5.0	15	26	25	14	543	216	6.5
BE	15	36	61	59.0	0	0	0.0	18	30	60.0	89	5.9	7	15	12	7	259	90	6.0
2006-07	31	156	312	50.0	0	1	0.0	95	162	58.6	301	9.7	29	76	44	29	1028	407	13.1
BE	16	81	164	49.4	0	1	0.0	53	97	54.6	151	9.4	21	40	22	19	561	215	13.4
2007-08	33	173	345	50.1	2	4	50.0	141	229	61.6	302	9.2	42	89	41	16	1115	489	14.8
BE	18	101	198	51.0	1	2	50.0	74	115	64.3	162	9.0	16	47	23	9	641	277	15.4
2008-09	36	190	376	50.5	0	1	0.0	111	186	59.7	358	9.9	60	65	42	19	1245	491	13.6
BE	18	92	190	48.4	0	0	0.0	58	89	65.2	178	9.9	25	31	18	12	630	242	13.4
TOTALS	**133**	**602**	**1169**	**51.5**	**2**	**6**	**33.3**	**397**	**655**	**60.6**	**1126**	**8.5**	**146**	**256**	**152**	**78**	**3931**	**1603**	**12.1**
BE	**67**	**310**	**613**	**50.6**	**1**	**3**	**33.3**	**203**	**331**	**61.3**	**580**	**8.7**	**69**	**133**	**75**	**47**	**2091**	**824**	**12.3**
AHEARN, JAMES																			
1953-54	12	61	-	-	-	-	-	37	-	-	-	-	-	-	-	-	-	159	13.3
1954-55	22	134	368	36.4	-	-	-	91	123	74.0	87	4.0	-	-	-	-	-	359	16.3
TOTALS	**34**	**195**	-	-	-	-	-	**128**	**-**	**-**	**-**	**-**	**-**	**-**	**-**	**-**	**-**	**518**	**15.2**
ALEKSINAS, CHUCK																			
1980-81	29	154	244	63.1	-	-	-	93	120	77.5	202	7.0	6	82	22	11	889	401	13.8
BE	14	73	123	59.4	-	-	-	54	69	78.3	108	7.7	3	8	11	40	461	200	14.3
1981-82	27	116	217	53.5	-	-	-	89	132	67.4	139	5.2	9	58	8	15	760	321	11.9
BE	14	60	125	48.0	-	-	-	43	69	62.3	76	5.4	1	7	5	27	421	163	11.6
TOTALS	**56**	**270**	**461**	**58.6**	**-**	**-**	**-**	**182**	**252**	**72.2**	**341**	**6.1**	**15**	**140**	**30**	**26**	**1649**	**722**	**12.9**
BE	**28**	**133**	**248**	**53.6**	**-**	**-**	**-**	**97**	**138**	**70.3**	**184**	**6.6**	**4**	**15**	**16**	**67**	**882**	**363**	**13.0**
ALESEVICH, WALTER 1943-44, 1944-45, 1945-46, 1946-47																			
ALLEN, W. RAY																			
1993-94	34	158	310	51.0	33	82	40.2	80	101	79.2	155	4.6	53	47	7	38	735	429	12.6
BE	18	70	147	47.6	14	41	34.2	42	53	79.2	71	3.9	19	22	2	14	378	196	10.9
1994-95	32	255	521	48.9	85	191	44.5	80	110	72.7	218	6.8	75	64	16	61	1051	675	21.1
BE	18	140	300	46.7	52	116	44.8	46	61	75.4	130	7.2	46	37	10	38	604	378	21.0
1995-96	35	292	618	47.2	115	247	46.6	119	147	81.0	228	6.5	117	82	18	60	1215	818	23.4
BE	18	149	324	46.0	63	141	44.7	66	74	89.2	120	6.7	59	46	11	34	654	427	23.7
TOTALS	**101**	**705**	**1449**	**48.7**	**233**	**520**	**44.8**	**279**	**358**	**77.9**	**601**	**6.0**	**245**	**193**	**41**	**159**	**3001**	**1922**	**19.0**
BE	**54**	**359**	**771**	**46.6**	**129**	**298**	**43.3**	**154**	**188**	**81.9**	**321**	**5.9**	**124**	**105**	**23**	**86**	**1636**	**1001**	**18.5**
ALTIERI MARK V. (MGR) 1977-78, 1978-79, 1979-80																			
AMEZIANE, SAMI																			
2004-05	10	0	3	0.00	0	2	0.00	0	0	0.00	1	.01	1	2	0	0	16	0	0.00
BE	5	0	1	0.00	0	0	0.00	0	0	0.00	0	0.00	0	2	0	0	10	0	0.00
ANDERSON, RASHAD																			
2002-03	33	93	232	40.1	55	140	39.3	31	40	77.5	42	1.3	24	32	6	9	489	272	8.2
BE	16	52	129	40.3	30	77	39.0	18	19	94.7	27	1.7	12	17	3	6	255	152	9.5
2003-04	39	150	343	43.7	87	212	41.0	51	65	78.5	113	2.9	31	43	10	24	864	438	11.2
BE	16	59	135	43.7	36	89	40.4	19	23	82.6	42	2.6	12	10	5	8	344	173	10.8
2004-05	24	29	248	35.9	46	147	31.3	62	77	80.5	82	3.4	26	30	7	17	614	286	11.9
BE	10	39	94	41.5	20	58	34.5	26	32	81.3	34	3.4	9	15	6	5	253	124	12.4
2005-06	34	155	355	43.7	88	216	40.7	38	53	71.7	96	2.8	24	34	11	26	761	436	12.8
BE	16	70	167	41.9	44	110	40.0	17	23	73.9	43	2.7	8	20	8	9	375	201	12.6
TOTAL	**130**	**487**	**1178**	**41.3**	**276**	**715**	**38.6**	**182**	**235**	**77.4**	**333**	**2.6**	**105**	**139**	**34**	**76**	**2728**	**1432**	**11.0**
BE	**58**	**220**	**525**	**41.9**	**130**	**334**	**38.9**	**80**	**97**	**82.5**	**146**	**2.5**	**41**	**62**	**22**	**28**	**1227**	**650**	**11.2**
ANELAUSKAS, ANTHONY																			
1967-68	3	1	1	100.0	-	-	-	0	0	0.0	0	-	-	-	-	-	-	2	0.7
1968-69	22	24	69	34.8	-	-	-	15	33	45.5	78	3.5	-	-	-	-	-	63	2.9
TOTALS	**25**	**25**	**70**	**35.7**	**-**	**-**	**-**	**15**	**33**	**45.5**	**78**	**3.1**	**-**	**-**	**-**	**-**	**-**	**65**	**2.6**
APPELL, MORRIS 1935-36, 1936-37, 1937-38																			
ARCHIBALD, BEAU																			
1999-00	9	1	3	33.3	0	0	0.0	0	0	0.0	1	0.1	3	1	0	2	34	3	0.3
BE	5	0	0	.000	0	0	0.0	0	0	0.0	1	0.2	1	1	0	1	14	0	0.0
ARMSTRONG, HILTON																			
2002-03	32	36	66	54.5	0	0	0.0	16	32	50.0	90	2.8	22	30	24	8	346	88	2.8
BE	16	19	39	48.7	0	0	0.0	11	17	64.7	57	3.6	14	18	18	6	215	49	3.1
2003-04	35	32	64	50.0	0	1	0.0	19	40	47.5	98	2.8	9	21	24	5	318	83	2.4
BE	14	12	27	44.4	0	0	0.0	4	9	44.4	31	2.2	3	8	6	1	99	28	2.0
2004-05	30	41	79	51.9	0	0	0.0	32	61	52.5	103	3.4	17	31	36	9	373	114	3.8
BE	15	22	42	52.4	0	0	0.0	17	31	54.8	51	3.4	12	15	14	5	211	61	4.1
2005-06	34	118	194	60.8	1	2	50.0	92	133	69.2	226	6.6	25	77	107	21	943	329	9.7
BE	16	58	97	59.8	0	0	0.0	39	53	73.6	102	6.4	15	34	68	9	480	155	9.7
TOTAL	**131**	**227**	**403**	**56.3**	**1**	**3**	**33.3**	**159**	**266**	**59.8**	**517**	**3.9**	**73**	**159**	**191**	**43**	**1980**	**614**	**4.7**
BE	**61**	**111**	**205**	**54.1**	**0**	**0**	**0.0**	**71**	**110**	**64.5**	**241**	**4.0**	**44**	**75**	**106**	**21**	**1005**	**293**	**4.8**
ARMSTRONG, MICHAEL B.																			
1976-77	5	0	1	0.0	-	-	-	3	8	37.5	3	0.6	0	-	-	-	-	3	0.6
ASHMEADE, RICHARD F.																			
1991-92	14	3	12	25.0	0	1	0.0	7	10	70.0	6	0.4	2	7	0	2	41	13	0.9
BE	6	0	4	0.0	0	1	0.0	2	4	50.0	2	0.3	0	0	0	5	14	2	0.3

NAME	G	FG	FGA	PCT	3FG	3FGA	PCT	FT	FTA	PCT	REB	AVG	A	TO	B	S	MIN	PTS	AVG
AUSTRIE, CRAIG																			
2005-06	34	32	88	36.4	10	33	30.3	37	47	78.7	55	1.6	87	35	5	14	561	111	3.3
BE	16	10	34	29.4	2	12	16.7	12	17	70.6	20	1.3	26	9	3	3	184	34	2.1
2006-07	30	57	169	33.7	30	88	34.1	31	41	75.6	51	1.7	65	27	6	25	580	175	5.8
BE	16	35	104	33.7	16	50	32.0	22	28	78.6	33	2.1	39	13	1	13	360	108	6.8
2007-08	31	67	178	37.6	26	81	32.1	74	83	89.2	58	1.9	52	33	3	14	690	234	7.5
BE	18	45	115	39.1	18	53	34.0	49	54	90.7	32	1.8	28	22	2	11	426	157	8.7
2008-09	36	77	217	35.5	34	107	31.8	72	89	80.9	65	1.8	83	32	11	24	910	260	7.2
BE	18	33	101	32.7	13	44	29.5	23	31	74.2	33	1.8	35	13	3	8	400	102	5.7
TOTALS	**131**	**233**	**652**	**35.7**	**100**	**309**	**32.4**	**214**	**260**	**82.3**	**229**	**1.7**	**287**	**127**	**25**	**77**	**2741**	**780**	**6.0**
BE	**68**	**123**	**354**	**34.7**	**49**	**159**	**30.8**	**106**	**130**	**81.5**	**118**	**1.7**	**128**	**57**	**9**	**35**	**1370**	**401**	**5.9**
AXTEN, PETER D.																			
1974-75	4	0	0	-	-	-	-	0	0	-	2	0.5	0	-	-	-	-	0	0.0
BADSTEUBNER, RONALD (MGR) 1954-55																			
BAILEY, KYLE																			
2007-08	4	0	1	0.0	0	1	0.0	0	0	-	0	-	0	0	0	0	8	0	0.0
BE	2	0	0	-	0	0	-	0	0	-	0	-	0	0	0	0	3	0	0.0
2008-09	-	-	-	-	-	-	-	-	-	-	-	-	-	-	-	-	-	-	-
BE	-	-	-	-	-	-	-	-	-	-	-	-	-	-	-	-	-	-	-
TOTALS	**4**	**0**	**1**	**0.0**	**0**	**1**	**0.0**	**0**	**0**	**-**	**0**	**-**	**0**	**0**	**0**	**0**	**8**	**0**	**0.0**
BE	**2**	**0**	**0**	**-**	**0**	**0**	**-**	**0**	**0**	**-**	**0**	**-**	**0**	**0**	**0**	**0**	**3**	**0**	**0.0**
BAILEY, NORMAN																			
1980-81	29	52	124	41.9	-	-	-	21	32	65.6	91	3.1	28	37	4	20	534	125	4.3
BE	14	25	58	43.1	-	-	-	6	8	75.0	39	2.8	11	14	2	18	240	56	4.0
1981-82	28	111	202	55.0	-	-	-	54	73	74.0	97	3.5	89	82	7	61	893	276	9.9
BE	14	57	96	59.4	-	-	-	34	39	87.2	45	3.2	40	25	2	53	457	148	10.6
1982-83	11	62	121	51.2	-	-	-	27	38	71.1	50	4.6	21	25	3	17	326	151	13.7
BE	1	5	8	62.5	-	-	-	4	4	100.0	4	4.0	2	0	0	0	29	14	14.0
TOTALS	**68**	**225**	**447**	**50.3**	**-**	**-**	**-**	**102**	**143**	**71.3**	**238**	**3.5**	**138**	**144**	**14**	**98**	**1753**	**552**	**8.1**
BE	**29**	**87**	**162**	**53.7**	**-**	**-**	**-**	**44**	**51**	**86.3**	**88**	**3.0**	**53**	**39**	**4**	**71**	**726**	**218**	**7.5**
BAISCH, JASON																			
2003-04	11	1	7	14.3	0	0	0.0	1	2	50.0	6	0.5	0	1	0	1	19	3	0.3
BE	3	1	1	100.0	0	0	0.0	0	0	0.0	3	1.0	0	0	0	0	5	2	0.7
2004-05	11	3	4	75.0	0	0	0.0	2	2	1.000	4	0.4	0	0	1	1	18	8	0.7
BE	4	1	1	100.0	0	0	0.0	0	0	0.0	2	0.5	0	0	0	1	7	2	0.5
TOTALS	**22**	**4**	**11**	**36.4**	**0**	**0**	**0.0**	**3**	**4**	**75.0**	**10**	**0.5**	**0**	**1**	**1**	**2**	**37**	**11**	**0.5**
BE	**7**	**2**	**2**	**100.0**	**0**	**0**	**0.0**	**0**	**0**	**0.0**	**5**	**0.7**	**0**	**0**	**0**	**1**	**12**	**4**	**0.6**
BALLARD, HORACE 1937-38																			
BARBACH, LEE S.																			
1970-71	12	7	26	26.9	-	-	-	4	8	50.0	19	1.6	5	-	-	-	-	18	1.5
1971-72	20	22	52	42.3	-	-	-	12	21	57.1	16	0.8	23	-	-	-	-	56	2.8
TOTALS	**32**	**29**	**78**	**37.2**	**-**	**-**	**-**	**16**	**29**	**55.2**	**35**	**1.1**	**28**	**-**	**-**	**-**	**-**	**74**	**2.3**
BARR, KENYA (MGR) 1986-87																			
BARTNICKI, HENRY																			
1948-49	24	93	295	31.5	-	-	-	42	73	57.5	-	-	-	-	-	-	-	228	9.5
1949-50	20	36	142	25.3	-	-	-	41	56	73.2	-	-	-	-	-	-	-	113	5.6
TOTALS	**44**	**129**	**437**	**29.5**	**-**	**-**	**-**	**83**	**129**	**64.3**	**-**	**-**	**-**	**-**	**-**	**-**	**-**	**341**	**7.8**
BASS, RODNEY																			
1972-73	1	0	1	0.0	-	-	-	0	0	0.0	0	0.0	1	-	-	-	-	0	0.0
1973-74	8	3	10	30.0	-	-	-	3	5	60.0	6	0.8	0	-	-	-	-	9	1.1
1974-75	24	17	34	50.0	-	-	-	5	10	50.0	22	0.9	2	-	-	-	-	39	1.6
TOTALS	**33**	**20**	**45**	**44.4**	**-**	**-**	**-**	**8**	**15**	**53.3**	**28**	**84.8**	**3**	**-**	**-**	**-**	**-**	**48**	**1.5**
BAUER, KURT																			
1985-86	7	0	1	0.0	-	-	-	0	0	0.0	1	0.1	0	0	0	0	8	0	0.0
BE	3	0	0	0.0	-	-	-	0	0	0.0	0	0.0	0	0	0	0	3	0	0.0
1986-87	1	0	0	0.0	0	0	0.0	0	0	0.0	0	0.0	0	0	0	0	1	0	0.0
TOTALS	**8**	**0**	**1**	**0.0**	**-**	**-**	**-**	**0**	**0**	**0.0**	**1**	**0.1**	**0**	**0**	**0**	**0**	**9**	**0**	**0.0**
BEARDSWORTH, JOHN																			
1948-49	25	21	61	34.4	-	-	-	6	17	35.3	-	-	-	-	-	-	-	48	1.9
BECK, ELLIS 1942-43																			
BELL, STEVEN F.																			
1970-71	17	15	34	44.1	-	-	-	12	37	32.4	47	2.8	5	-	-	-	-	42	2.5
1971-72	22	26	42	61.9	-	-	-	13	40	32.5	83	3.8	4	-	-	-	-	65	3.0
TOTALS	**39**	**41**	**76**	**53.9**	**-**	**-**	**-**	**25**	**77**	**32.5**	**130**	**3.3**	**9**	**-**	**-**	**-**	**-**	**107**	**2.7**
BENSON, MARK A.																			
1979-80	7	3	5	60.0	-	-	-	0	0	0.0	2	0.3	0	-	-	0	18	6	0.9
BESSELINK, GERRY																			
1983-84	28	25	60	41.7	-	-	-	14	24	58.3	100	3.6	8	26	4	6	303	64	2.3
BE	16	11	30	36.7	-	-	-	11	15	73.3	49	3.1	5	2	0	8	135	33	2.1
1984-85	28	47	91	51.6	-	-	-	14	28	50.0	99	3.5	21	33	7	7	474	108	3.9
BE	16	20	40	50.0	-	-	-	8	15	53.3	45	2.8	11	3	2	17	251	48	3.0
1985-86	28	55	119	46.2	-	-	-	13	25	52.0	138	4.9	43	41	4	14	634	123	4.4
BE	16	33	71	46.5	-	-	-	9	18	50.0	78	4.9	31	7	3	23	403	75	4.7
1986-87	28	124	267	46.4	0	1	0.0	40	72	55.6	300	10.7	44	72	17	21	971	288	10.3
BE	16	73	150	48.7	0	1	0.0	17	36	47.2	169	10.6	27	12	9	48	552	163	10.2
TOTALS	**112**	**251**	**537**	**46.7**	**0**	**1**	**0.0**	**81**	**149**	**54.4**	**637**	**5.7**	**116**	**172**	**32**	**48**	**2382**	**583**	**5.2**
BE	**64**	**137**	**291**	**47.0**	**0**	**1**	**0.0**	**45**	**84**	**53.6**	**341**	**5.3**	**74**	**24**	**14**	**96**	**1341**	**319**	**5.0**
BEVERLY, DONNELL																			
2007-08	18	5	13	38.5	2	2	1.00	2	2	1.00	14	0.8	11	11	1	3	92	14	0.8
BE	8	2	3	66.7	0	0	-	0	0	-	5	0.6	3	3	1	1	32	4	0.5
2008-09	20	8	14	57.1	2	5	40.0	5	6	83.3	13	0.7	12	2	0	4	80	23	1.2

ALL-TIME LETTERWINNERS

●Ten BIG EAST Regular Season Championships ● Six BIG EAST Tournament Championships ●



Don Burns 1955-57



Ron Bushwell 1954-56



Burr Carlson 1951-52



Len Carlson 1960-62

NAME	G	FG	FGA	PCT	3FG	3FGA	PCT	FT	FTA	PCT	REB	AVG	A	TO	B	S	MIN	PTS	AVG
BE	5	0	0	0.0	0	0	0.0	0	0	0.0	3	0.6	0	2	0	0	11	0	0.0
TOTALS	**38**	**13**	**27**	**48.1**	**4**	**7**	**57.1**	**7**	**8**	**87.5**	**27**	**0.7**	**23**	**13**	**1**	**7**	**172**	**37**	**1.0**
BE	**13**	**2**	**3**	**66.7**	**0**	**0**	**0.0**	**0**	**0**	**0.0**	**8**	**0.6**	**3**	**5**	**1**	**1**	**43**	**4**	**0.3**
BIALOSUKNIA, WESLEY																			
1964-65	23	198	457	45.7	-	-	-	94	118	79.7	72	3.1	-	-	-	-	-	490	21.3
1965-66	24	210	488	43.0	-	-	-	90	106	84.9	97	4.0	-	-	-	-	-	510	21.3
1966-67	24	257	540	47.6	-	-	-	159	185	86.0	91	3.8	-	-	-	-	-	673	28.0
TOTALS	**71**	**665**	**1485**	**44.8**	**-**	**-**	**-**	**343**	**409**	**83.9**	**260**	**3.7**	**-**	**-**	**-**	**-**	**-**	**1673**	**23.6**
BILODEAU, GERALD																			
1966-67	6	3	7	42.9	-	-	-	0	3	0.0	8	1.3	-	-	-	-	-	6	1.0
1967-68	14	9	27	33.3	-	-	-	3	6	50.0	33	2.4	-	-	-	-	-	21	1.5
1968-69	15	4	13	30.8	-	-	-	2	7	28.6	18	1.2	-	-	-	-	-	10	0.7
TOTALS	**35**	**16**	**47**	**34.0**	**-**	**-**	**-**	**5**	**16**	**31.3**	**59**	**1.7**	**-**	**-**	**-**	**-**	**-**	**37**	**1.1**
BIRD, JOHNNIE																			
2007-08	1	0	0	0.0	0	0	0.0	0	0	0.0	0	0.0	0	0	0	0	1	0	0.0
BE	1	0	0	0.0	0	0	0.0	0	0	0.0	0	0.0	0	0	0	0	1	0	0.0
2008-09	9	1	4	25.0	0	1	0.0	0	1	0.0	1	0.1	1	2	0	1	13	2	0.2
BE	2	0	0	0.0	0	0	0.0	0	0	0.0	0	0.0	0	0	0	1	2	0	0.0
TOTALS	**10**	**1**	**4**	**25.0**	**0**	**1**	**0.0**	**0**	**1**	**0.0**	**1**	**0.1**	**1**	**2**	**0**	**1**	**14**	**2**	**0.2**
BE	**3**	**0**	**0**	**0.0**	**0**	**0**	**0.0**	**0**	**0**	**0.0**	**0**	**0.0**	**0**	**0**	**0**	**1**	**3**	**0**	**0.0**
BLANAR, RAY (MGR) 2002-03																			
BLOOM, SEYMOUR 1936-37, 1937-38, 1938-39																			
BLOUNT, ROB JR. (MGR) 1986-87, 1987-88, 1988-89																			
BLUCHER, LARRY																			
1981-82	22	14	27	51.9	-	-	-	5	18	27.8	26	1.2	10	5	3	3	142	33	1.5
BE	10	7	11	63.6	-	-	-	2	10	20.0	10	1.0	3	0	0	2	61	16	1.6
1982-83	28	37	86	43.0	-	-	-	7	17	41.2	130	4.6	13	23	9	24	595	81	2.9
BE	16	20	49	40.8	-	-	-	5	8	62.5	68	4.3	8	13	4	16	331	45	2.8
1983-84	19	13	27	48.1	-	-	-	10	13	76.9	29	1.5	3	8	3	3	124	36	1.9
BE	12	11	20	55.0	-	-	-	6	9	66.7	19	1.6	0	3	2	4	81	28	2.3
TOTALS	**69**	**64**	**140**	**45.7**	**-**	**-**	**-**	**22**	**48**	**45.8**	**185**	**2.7**	**26**	**36**	**15**	**30**	**861**	**150**	**2.2**
BE	**38**	**38**	**80**	**47.5**	**-**	**-**	**-**	**13**	**27**	**48.1**	**97**	**2.6**	**11**	**16**	**6**	**22**	**473**	**89**	**2.3**
BLUM, J. (MGR) 1936-37																			
BLUME, KENNETH C. JR.																			
1976-77	20	5	21	23.8	-	-	-	2	7	28.6	27	1.4	10	-	-	-	-	12	0.6
1977-78	10	7	22	31.8	-	-	-	1	3	33.3	8	0.8	2	-	-	-	-	15	1.5
TOTALS	**30**	**12**	**43**	**27.9**	**-**	**-**	**-**	**3**	**10**	**30.0**	**35**	**1.2**	**12**	**-**	**-**	**-**	**-**	**27**	**0.9**
BOLDEN, SHAWN																			
1985-86	4	0	0	0.0	0	0	0	0	2	0.0	1	0.3	0	1	0	0	5	0	0.0
BE	3	0	0	0.0	-	-	-	0	0	0.0	1	0.3	0	0	0	1	3	0	0.0
BOONE, JOSH																			
2003-04	38	97	175	55.4	0	0	0.0	32	79	40.5	221	5.8	26	29	63	20	835	226	5.9
BE	15	34	65	52.3	0	0	0.0	11	25	44.0	77	5.1	7	12	24	5	301	79	5.3
2004-05	31	148	243	60.9	0	0	0.00	87	131	66.4	259	8.4	36	66	90	20	915	383	12.4
BE	16	64	106	60.4	0	0	0.00	46	71	64.8	118	7.4	21	31	42	14	470	174	10.9
2005-06	34	137	243	56.4	0	0	0.0	76	139	54.7	238	7.0	22	42	69	13	922	350	10.3
BE	16	73	122	59.8	0	0	0.0	32	57	56.1	121	7.6	9	20	32	5	428	178	11.1
TOTALS	**103**	**382**	**661**	**57.8**	**0**	**0**	**0.0**	**195**	**349**	**55.9**	**718**	**7.0**	**84**	**137**	**222**	**53**	**2672**	**959**	**9.3**
BE	**47**	**171**	**293**	**58.4**	**0**	**0**	**0.0**	**89**	**153**	**58.2**	**316**	**6.7**	**37**	**63**	**98**	**24**	**1199**	**431**	**9.2**
BOTTOMLEY, ERNEST (MGR) 1950-51																			
BOURBEAU, PETER (MGR) 1948-49																			
BOYD, ROBERT, B.																			
1968-69	13	57	133	42.9	-	-	-	49	60	76.7	23	1.7	-	-	-	-	-	163	12.5
1969-70	22	185	434	42.6	-	-	-	145	193	75.1	65	3.0	121	-	-	-	65	515	23.4
1970-71	24	170	411	41.4	-	-	-	104	143	72.7	66	2.8	107	-	-	-	-	444	18.5
TOTALS	**59**	**412**	**978**	**42.1**	**-**	**-**	**-**	**298**	**396**	**75.3**	**154**	**2.6**	**-**	**-**	**-**	**-**	**-**	**1122**	**19.0**
BRANDON, WILLIAM C.																			
1976-77	4	2	5	40.0	-	-	-	0	0	0.0	0	0.0	1	-	-	-	-	4	1.0
BRAVERMAN,ERNEST																			
1954-55	17	14	37	37.9	-	-	-	11	19	58.0	12	0.6	-	-	-	-	-	39	2.3
BREMMER, MATT																			
BE	6	1	2	50.0	-	-	-	2	4	50.0	5	0.8	0	0	0	1	14	4	0.7
1983-84	9	1	3	33.3	-	-	-	6	8	75.0	11	1.2	0	3	0	0	18	8	0.9
BE	3	1	2	50.0	-	-	-	1	1	100.0	2	0.7	0	0	0	0	6	3	1.0
1984-85	3	1	2	50.0	-	-	-	1	1	100.0	2	0.7	0	0	0	0	6	3	1.0
TOTALS	**12**	**2**	**5**	**40.0**	**-**	**-**	**-**	**7**	**9**	**77.8**	**13**	**1.1**	**0**	**3**	**0**	**0**	**24**	**11**	**0.9**
BE	**9**	**2**	**4**	**50.0**	**-**	**-**	**-**	**3**	**5**	**60.0**	**7**	**0.8**	**0**	**0**	**0**	**1**	**20**	**7**	**0.8**
BROOKS, CHARLES 1937-38, 1938-39, 1939-40																			
BROUKER, CLYDE																			
1950-51	20	29	110	26.3	-	-	-	14	20	70.0	7	0.4	12	-	-	-	-	72	3.6
1951-52	15	15	64	23.4	-	-	-	1	3	33.3	12	0.8	4	-	-	-	-	31	2.1
TOTALS	**35**	**44**	**174**	**25.3**	**-**	**-**	**-**	**15**	**23**	**65.2**	**19**	**0.6**	**16**	**-**	**-**	**-**	**-**	**103**	**2.9**
BROWN, DENHAM																			
2002-03	33	100	221	45.2	30	72	41.7	24	41	58.5	112	3.4	36	51	5	23	712	254	7.7
BE	16	47	110	42.7	13	32	40.6	12	19	63.2	60	3.8	19	32	4	8	363	119	7.4
2003-04	39	130	297	43.8	36	92	39.1	51	70	72.9	153	3.9	48	58	3	21	975	347	8.9
BE	16	45	116	38.8	11	37	29.7	23	29	79.3	65	4.1	18	21	2	9	443	124	7.8
2004-05	31	112	263	42.6	31	103	30.1	68	84	81.0	124	4.0	47	44	7	25	815	323	10.4
BE	16	68	143	47.6	18	55	32.7	44	52	84.6	61	3.8	24	28	2	11	465	198	12.4
2005-06	32	117	290	40.3	30	92	32.6	79	91	86.8	141	4.4	44	53	12	25	754	343	10.7
BE	16	56	139	40.3	10	41	24.4	32	42	76.2	79	4.9	13	23	7	12	355	154	9.6
TOTALS	**135**	**459**	**1071**	**42.9**	**127**	**359**	**35.4**	**222**	**286**	**77.6**	**530**	**3.9**	**175**	**206**	**27**	**94**	**3256**	**1267**	**9.4**
BE	**64**	**216**	**508**	**42.5**	**52**	**165**	**31.5**	**111**	**142**	**78.2**	**265**	**4.1**	**74**	**104**	**15**	**40**	**1626**	**595**	**9.3**
BROWN, JUSTIN																			
1999-00	11	5	9	55.6	0	0	0.0	3	5	60.0	8	0.7	0	3	2	0	28	13	1.2
BE	2	0	0	0.0	0	0	.000	0	0	.000	1	0.5	0	0	0	0	3	0	0.0
2000-01	14	15	29	51.7	0	1	0.0	4	13	30.8	36	1.2	4	21	10	3	156	34	1.2
BE	14	7	11	63.6	0	0	.000	1	4	.250	12	0.9	2	8	0	1	72	15	1.1
2001-02	26	12	28	42.9	0	0	0.0	8	15	53.3	49	1.9	4	15	18	5	187	32	1.2
BE	12	3	7	42.9	0	0	0.0	0	5	0.0	21	1.8	2	6	5	3	83	6	0.5
2002-03	23	10	23	43.5	0	0	0.0	2	4	50.0	31	1.3	1	6	12	0	88	22	1.0
BE	10	5	6	83.3	0	0	0.0	0	0	0.0	10	1.0	0	1	4	0	27	10	1.0
TOTALS	**89**	**42**	**89**	**47.2**	**0**	**1**	**0.0**	**17**	**37**	**45.9**	**124**	**1.4**	**9**	**45**	**42**	**8**	**459**	**101**	**1.1**
BE	**38**	**15**	**24**	**62.5**	**0**	**0**	**0.0**	**1**	**9**	**11.1**	**44**	**1.2**	**4**	**15**	**9**	**4**	**185**	**31**	**0.8**
BROWN 1933-34																			
BROWN, TALIEK																			
2000-01	32	99	230	43.0	5	20	25.0	55	101	54.5	81	2.5	157	76	0	52	898	258	8.1
BE	16	49	113	.434	4	15	26.7	34	48	.708	45	2.8	80	37	0	28	465	136	8.5
2001-02	34	119	261	45.6	10	33	30.3	65	100	65.0	113	3.3	172	113	4	45	1067	313	9.2
BE	16	61	123	49.6	1	11	9.1	30	47	63.8	60	3.8	86	58	3	23	519	153	9.6
2002-03	29	88	200	44.0	1	17	5.9	47	84	56.0	86	3.0	140	70	4	25	777	224	7.7
BE	12	36	63	57.1	0	1	0.0	10	27	37.0	30	2.5	41	28	2	4	257	82	6.8
2003-04	39	98	235	41.7	1	5	20.0	47	85	55.3	150	3.8	253	94	9	41	1188	244	6.3
BE	16	41	104	39.4	0	0	0.0	23	38	60.5	65	4.1	108	42	6	13	514	105	6.6
TOTALS	**134**	**404**	**926**	**43.6**	**17**	**75**	**22.7**	**214**	**370**	**57.8**	**430**	**3.2**	**722**	**353**	**17**	**163**	**3930**	**1039**	**7.8**
BE	**60**	**187**	**403**	**46.4**	**5**	**27**	**18.5**	**97**	**160**	**60.6**	**200**	**3.3**	**315**	**165**	**11**	**68**	**1755**	**476**	**7.9**
BROXTON, RAY																			
1983-84	28	110	210	52.4	-	-	-	24	33	72.7	126	4.5	30	50	9	16	703	244	8.7
BE	16	66	127	52.0	-	-	-	12	16	75.0	80	5.0	20	7	5	19	443	144	9.0
1984-85	28	171	310	55.2	-	-	-	48	55	87.3	150	5.4	46	67	13	20	907	390	13.9
BE	16	96	180	53.3	-	-	-	29	32	90.6	89	5.6	23	10	8	38	553	221	13.8
TOTALS	**56**	**281**	**520**	**54.0**	**-**	**-**	**-**	**72**	**88**	**81.8**	**176**	**3.1**	**76**	**117**	**22**	**36**	**1610**	**634**	**11.3**
BE	32	162	307	52.8	-	-	-	41	48	85.4	169	5.3	43	17	13	57	996	365	11.4
BUCKELEW, BRIAN																			
1981-82	11	4	13	30.8	-	-	-	2	5	40.0	6	0.6	0	5	1	1	44	10	0.9
BE	3	1	2	50.0	-	-	-	0	0	0.0	0	0.0	0	1	0	0	5	2	0.7
BUDKOFSKY, ALYSSA (MGR.) 1997-98, 1998-99, 1999-00, 2000-01																			
BUDKOFSKY, MARK (MGR.) 1999-2000, 2000-01, 2001-02, 2002-03																			
BUDZINSKY, ANTHONY																			
1967-68	16	21	55	38.2	-	-	-	13	21	61.9	52	3.3	-	-	-	-	-	55	3.4
1968-69	21	89	195	46.2	-	-	-	58	81	71.6	166	7.9	-	-	-	-	-	236	11.2
1969-70	20	26	56	46.4	-	-	-	24	42	57.1	69	3.5	-	-	-	-	-	76	3.8
TOTALS	**57**	**136**	**306**	**44.4**	**-**	**-**	**-**	**95**	**144**	**66.0**	**287**	**5.0**	**-**	**-**	**-**	**-**	**-**	**367**	**6.4**
BURNS, DONALD																			
1954-55	23	60	160	37.5	-	-	-	30	48	62.6	64	2.8	-	-	-	-	-	150	6.5
1955-56	28	68	-	-	-	-	-	65	-	-	-	-	-	-	-	-	-	201	7.2
1956-57	23	44	126	35.0	-	-	-	39	60	65.0	45	2.0	-	-	-	-	-	129	5.6
TOTALS	**74**	**172**	**-**	**-**	**-**	**-**	**-**	**134**	**-**	**-**	**-**	**-**	**-**	**-**	**-**	**-**	**-**	**480**	**6.5**
BURRELL, SCOTT D.																			
1989-90	32	88	228	38.6	20	64	31.3	66	106	62.3	177	5.5	57	43	30	60	826	262	8.2
BE	11	29	73	39.7	4	23	17.4	22	43	51.2	45	4.1	14	17	8	18	257	84	7.6
1990-91	31	136	309	44.0	37	108	34.3	84	142	59.2	234	7.5	95	80	40	112	1075	393	12.7
BE	16	62	163	38.0	24	65	36.9	61	92	66.3	111	6.9	43	56	20	47	573	209	13.1
1991-92	30	175	386	45.3	61	154	39.6	77	126	61.1	183	6.1	87	95	31	75	1059	488	16.3
BE	18	100	231	43.3	39	99	39.4	46	78	59.0	101	5.6	43	39	18	56	672	285	15.8
1992-93	26	145	353	41.1	50	145	34.5	79	104	76.0	156	6.0	54	63	28	63	861	419	16.1
BE	16	80	212	37.7	31	94	33.0	51	68	75.0	99	6.2	28	26	19	35	523	242	15.1
TOTALS	**119**	**544**	**1276**	**42.6**	**168**	**471**	**35.7**	**306**	**478**	**64.0**	**750**	**6.3**	**293**	**281**	**129**	**310**	**3821**	**1562**	**13.1**
BE	**61**	**271**	**679**	**39.9**	**98**	**281**	**34.9**	**180**	**281**	**64.1**	**356**	**5.8**	**128**	**138**	**65**	**156**	**2025**	**820**	**13.4**
BUSHWELL, RONALD																			
1953-54	26	78	-	-	-	-	-	74	-	-	-	-	-	-	-	-	-	230	8.8
1954-55	21	78	191	40.8	-	-	-	67	103	65.0	109	5.2	-	-	-	-	-	223	10.6
1955-56	28	119	-	-	-	-	-	102	-	-	-	-	-	-	-	-	-	340	12.1
TOTALS	**75**	**275**	**-**	**-**	**-**	**-**	**-**	**243**	**-**	**-**	**-**	**-**	**-**	**-**	**-**	**-**	**-**	**793**	**10.6**
BUTLER, CARON																			
2000-01	29	151	347	43.5	14	46	30.4	129	171	75.4	221	7.6	89	70	9	63	950	445	15.3
00-01	16	87	196	.444	7	27	.259	71	91	.780	120	7.5	39	48	4	31	538	252	15.8
2001-02	34	253	521	48.6	30	75	40.0	155	199	77.9	256	7.5	101	98	13	71	1223	691	20.3
BE	16	115	241	47.7	13	34	38.2	75	102	73.5	124	7.8	41	51	7	29	587	318	19.9
TOTALS	**63**	**404**	**868**	**46.5**	**44**	**121**	**36.4**	**284**	**370**	**76.8**	**477**	**7.6**	**190**	**168**	**22**	**134**	**2173**	**1136**	**18.0**
BE	**32**	**202**	**437**	**46.2**	**20**	**61**	**32.8**	**146**	**193**	**75.6**	**244**	**7.6**	**80**	**99**	**11**	**60**	**1125**	**570**	**17.8**
CALAMARI, JOHN 1930-31, 1931-32																			
CALHOUN, JEFFREY																			
1992-93	12	2	11	18.2	2	9	22.2	0	0	0.0	1	0.1	2	1	0	1	25	6	0.5
BE	7	0	2	0	0	2	0	0	0	0	0	0.0	1	1	0	0	8	0	0.0
1993-94	0	0	0	0.0	0	0	0.0	0	0	0.0	0	0.0	0	0	0	0	0	0	0.0
TOTALS	**12**	**2**	**11**	**18.2**	**2**	**9**	**22.2**	**0**	**0**	**0.0**	**1**	**0.1**	**2**	**1**	**0**	**1**	**25**	**6**	**0.5**
CAMPBELL, ROBERT B. (MGR) 1972-73																			
CARLSON, ALBERT G. (MGR) 1971-72																			
CARLSON, BRUCE (MGR) 1958-59																			
CARLSON, BURR																			
1951-52	27	136	431	31.6	-	-	-	68	125	54.4	391	14.5	35	-	-	-	-	340	12.6

ALL-TIME LETTERWINNERS

● 2004, 1999 NCAA National Champions ● 2009, 2004, 1999 NCAA Final Four ●



Dale Comey 1961-63



Al Cooper 1957-59



Gary Custick 1972-74



Dan Cyrulik 1989-92

NAME	G	FG	FGA	PCT	3FG	3FGA	PCT	FT	FTA	PCT	REB	AVG	A	TO	B	S	MIN	PTS	AVG
CARLSON, LENNART C. (LEN)																			
1959-60	17	28	92	30.4	-	-	-	27	36	75.0	18	1.1	-	-	-	-	-	83	4.9
1960-61	24	110	298	36.9	-	-	-	103	133	77.4	86	3.6	-	-	-	-	-	323	13.5
1961-62	24	125	270	46.3	-	-	-	113	144	78.5	83	3.5	-	-	-	-	-	363	15.1
TOTALS	**65**	**263**	**660**	**39.8**	-	-	-	**243**	**313**	**77.6**	**187**	**2.9**	-	-	-	-	-	**769**	**11.8**
CARR, JEFFREY J.																			
1975-76	29	95	170	55.9	-	-	-	36	61	59.0	230	7.9	30	-	-	-	-	226	7.8
1976-77	27	85	189	45.0	-	-	-	32	61	52.5	224	8.3	24	-	-	-	-	202	7.5
1977-78	26	110	193	57.0	-	-	-	42	84	50.0	167	6.4	19	-	-	-	-	262	10.1
1978-79	29	113	195	57.9	-	-	-	70	111	63.1	221	7.6	25	-	-	25	-	296	10.2
TOTALS	**111**	**403**	**747**	**53.9**	-	-	-	**180**	**317**	**56.8**	**842**	**7.6**	**98**	-	-	-	-	**986**	**8.9**
CARRASQUILLA, CINDY (MGR) 1991-92, 1992-93, 1993-94																			
CARSON, DION																			
1995-96	27	21	52	40.4	3	10	30.0	4	6	66.7	34	1.3	12	21	1	16	161	49	1.8
BE	12	9	20	45.0	1	7	14.3	1	1	100.0	8	0.7	2	5	1	2	56	20	1.7
1996-97	33	31	115	27.0	8	37	21.6	5	11	45.5	94	2.8	26	37	4	18	464	75	2.3
BE	18	11	62	17.7	5	23	21.7	2	6	33.3	49	2.7	12	20	2	9	249	29	1.6
TOTALS	**60**	**52**	**167**	**31.1**	**11**	**47**	**23.4**	**9**	**17**	**52.9**	**128**	**2.1**	**38**	**58**	**5**	**34**	**625**	**124**	**2.1**
BE	**30**	**20**	**82**	**24.4**	**6**	**30**	**20.0**	**3**	**7**	**42.9**	**57**	**1.9**	**14**	**25**	**3**	**11**	**305**	**49**	**1.6**
CARSON, SCOTT																			
1984-85	9	2	9	22.2	-	-	-	1	1	1.000	1	0.1	0	1	0	0	23	5	0.6
BE	4	0	2	0.0	-	-	-	0	0	0.0	0	0.0	0	0	0	0	6	0	0.0
CEPUCH, MICHAEL 1939-40, 1940-41																			
CHANDA, JOHN (MGR) 1937-38																			
CHAPMAN, CALVIN																			
1971-72	25	166	356	46.6	-	-	-	89	158	56.3	219	8.8	51	-	-	-	-	421	16.8
1972-73	25	157	353	44.5	-	-	-	70	106	66.0	247	9.9	33	-	-	-	-	384	15.4
1973-74	27	90	209	43.1	-	-	-	38	59	64.4	134	5.0	21	-	-	-	-	218	8.1
TOTALS	**77**	**413**	**918**	**45.0**	-	-	-	**197**	**323**	**61.0**	**600**	**7.8**	**105**	-	-	-	-	**1023**	**13.3**
CHAPMAN, KYLE																			
1995-96	14	2	6	33.3	0	0	0.0	2	2	1.000	0	0.0	1	5	0	2	21	6	0.4
BE	5	2	2	100.0	0	0	0.0	0	0	0.0	0	0.0	1	1	0	1	5	4	0.8
1996-97	10	2	4	50.0	1	1	100.0	0	0	0.0	3	0.3	3	1	0	0	15	5	0.5
BE	5	0	2	0.0	0	0	0.0	0	0	0.0	1	0.2	0	0	0	0	5	0	0.0
TOTALS	**24**	**4**	**10**	**40.0**	**1**	**1**	**100.0**	**2**	**2**	**100.0**	**3**	**0.1**	**4**	**6**	**0**	**2**	**36**	**11**	**0.5**
BE	**10**	**2**	**4**	**50.0**	**0**	**0**	**0.0**	**0**	**0**	**0.0**	**1**	**0.1**	**1**	**1**	**0**	**1**	**10**	**4**	**0.4**
CHEREPY, ROBERT																			
1955-56	13	18	-	-	-	-	-	20	-	-	-	-	-	-	-	-	-	56	4.3
CHUBBUCH, D. 1929-30, 1930-31																			
CLARK, WILLIAM																			
1948-49	9	4	10	40.0	-	-	-	2	3	66.7	-	-	-	-	-	-	-	10	1.1
1949-50	25	44	134	32.7	-	-	-	23	38	60.5	-	-	-	-	-	-	-	111	4.4
1950-51	24	55	173	31.7	-	-	-	21	31	67.7	61	2.5	26	-	-	-	-	131	5.4
TOTALS	**58**	**103**	**317**	**32.5**	-	-	-	**46**	**72**	**63.9**	**-**	**-**	**-**	**-**	**-**	**-**	**-**	**252**	**4.3**
COFFEY, TERRY																			
1984-85	27	37	92	40.2	-	-	-	32	51	62.7	64	2.4	38	30	0	17	403	106	3.9
BE	16	21	59	35.6	-	-	-	12	24	50.0	41	2.6	30	9	0	21	267	54	3.4
1985-86	8	6	19	31.6	-	-	-	1	3	33.3	17	2.1	9	3	0	7	82	13	1.6
BE	2	0	5	0.0	-	-	-	0	0	0.0	4	2.0	1	0	0	1	20	0	0.0
TOTALS	**35**	**43**	**111**	**38.7**	-	-	-	**33**	**54**	**61.1**	**81**	**2.3**	**47**	**33**	**0**	**24**	**485**	**119**	**3.4**
BE	**18**	**21**	**64**	**32.8**	**-**	**-**	**-**	**12**	**24**	**50.0**	**45**	**2.5**	**31**	**9**	**0**	**22**	**287**	**54**	**3.0**
COHEN-MINTZ, URI																			
1994-95	19	8	24	33.3	2	9	22.2	1	2	50.0	12	0.6	6	5	2	2	79	19	1.0
BE	9	1	6	16.7	0	2	0	1	2	50.0	5	0.6	1	0	1	3	35	3	0.3
COLE, DENNIS D.																			
1972-73	23	11	26	42.3	-	-	-	4	11	36.4	14	0.6	19	-	-	-	-	26	1.1
1973-74	8	3	8	37.5	-	-	-	1	6	16.7	5	0.6	0	-	-	-	-	7	0.9
TOTALS	**31**	**14**	**34**	**41.2**	-	-	-	**5**	**17**	**29.4**	**19**	**0.6**	**19**	**-**	**-**	**-**	**-**	**33**	**1.1**
COLES, TIM																			
1982-83	28	46	101	45.6	-	-	-	55	82	67.1	141	5.0	3	31	5	6	570	147	5.3
BE	16	29	64	45.3	-	-	-	37	52	71.2	83	5.2	1	1	3	23	344	95	5.9
1983-84	28	97	198	49.0	-	-	-	51	87	58.6	220	7.9	5	43	12	19	789	245	8.8
BE	16	59	108	54.6	-	-	-	37	65	56.9	130	8.1	1	13	8	24	480	155	9.7
1984-85	26	99	192	51.6	-	-	-	58	75	77.3	183	7.0	15	37	1	17	791	256	9.8
BE	16	51	102	50.0	-	-	-	45	54	83.3	108	6.8	5	11	0	25	498	147	9.2
1985-86	28	139	266	52.3	-	-	-	90	137	65.7	260	9.3	19	45	7	22	925	368	13.1
BE	16	80	155	51.6	-	-	-	56	83	67.5	142	8.9	11	8	4	32	536	216	13.5
TOTALS	**110**	**381**	**757**	**50.3**	-	-	-	**254**	**381**	**66.7**	**804**	**7.3**	**42**	**156**	**25**	**64**	**3075**	**1016**	**9.2**
BE	**64**	**219**	**429**	**51.0**	**-**	**-**	**-**	**175**	**254**	**68.9**	**463**	**7.2**	**18**	**33**	**15**	**104**	**1858**	**613**	**9.6**
COLLINS, JOHN E. 1935-36																			
COMEY, DALE R.																			
1960-61	24	80	197	41.1	-	-	-	49	62	79.0	32	1.3	-	-	-	-	-	209	8.7
1961-62	22	61	147	41.5	-	-	-	36	48	75.0	20	0.9	-	-	-	-	-	158	7.2
1962-63	25	105	235	44.7	-	-	-	64	100	64.0	21	0.8	-	-	-	-	-	274	10.9
TOTALS	**74**	**246**	**579**	**42.5**	-	-	-	**149**	**210**	**71.0**	**73**	**1.0**	-	-	-	-	-	**641**	**8.7**
CONE, ALLAN																			
1945-46	13	5	-	-	-	-	-	1	-	-	-	-	-	-	-	-	-	11	0.8
1946-47	17	4	-	-	-	-	-	5	-	-	-	-	-	-	-	-	-	13	0.8
TOTALS	**30**	**9**	**-**	**-**	**-**	**-**	**-**	**6**	**-**	**-**	**-**	**-**	**-**	**-**	**-**	**-**	**-**	**24**	**0.8**
CONNORS, JAMES 1940-41, 1941-42																			
COOLIDGE, PETER																			
1983-84	10	8	19	42.1	-	-	-	1	3	33.3	4	0.4	1	3	2	2	26	17	1.7
BE	4	4	11	36.4	-	-	-	1	3	33.3	3	0.8	0	2	1	3	15	9	2.3
COOPER, ALDRAGE JR. (AL)																			
1956-57	25	129	272	47.4	-	-	-	57	90	63.4	294	11.8	-	-	-	-	-	315	12.6
1957-58	27	134	196	45.4	-	-	-	70	130	53.9	297	11.0	-	-	-	-	-	338	12.5
1958-59	15	58	128	45.2	-	-	-	29	49	59.2	117	8.4	-	-	-	-	-	145	9.7
TOTALS	**67**	**321**	**596**	**53.9**	-	-	-	**156**	**269**	**58.0**	**708**	**10.6**	-	-	-	-	-	**798**	**11.9**
CORLEY, WILLIAM																			
1965-66	24	141	268	52.5	-	-	-	73	117	62.4	336	14.0	-	-	-	-	-	355	14.8
1966-67	24	122	247	49.4	-	-	-	114	159	71.7	285	11.9	-	-	-	-	-	358	14.9
1967-68	24	183	389	46.9	-	-	-	140	226	61.9	365	15.2	-	-	-	-	-	506	21.1
TOTALS	**72**	**446**	**904**	**49.3**	-	-	-	**327**	**502**	**65.1**	**986**	**13.7**	-	-	-	-	-	**1219**	**16.9**
CORMIER, COVINGTON																			
1992-93	27	42	99	42.4	2	11	18.2	29	35	82.9	51	1.9	48	49	2	24	299	115	4.3
BE	17	19	45	.422	1	6	16.7	5	5	1.00	25	1.5	22	8	2	21	143	44	2.6
COUNTRYMAN, ROBERT L.																			
1958-59	22	33	90	36.7	-	-	-	32	53	60.5	57	2.6	-	-	-	-	-	98	4.5
1959-60	25	12	40	30.0	-	-	-	8	17	47.1	16	0.6	-	-	-	-	-	32	1.3
TOTALS	**47**	**45**	**130**	**34.6**	-	-	-	**40**	**70**	**57.1**	**73**	**1.6**	-	-	-	-	-	**130**	**2.8**
COX, MARCUS																			
1999-00	30	11	38	28.9	1	13	7.7	12	18	66.7	26	0.9	33	19	3	7	165	35	1.2
BE	13	3	11	27.3	0	3	0.0	2	2	1.00	5	0.4	14	9	2	4	61	8	0.6
2000-01	23	23	64	35.9	5	17	29.4	10	16	62.5	40	1.7	31	27	4	14	253	61	2.7
BE	10	5	18	27.8	2	5	40.0	1	2	50.0	6	0.6	9	10	3	4	58	13	1.3
TOTALS	**53**	**34**	**102**	**33.3**	**6**	**30**	**20.0**	**22**	**34**	**64.7**	**66**	**1.3**	**64**	**46**	**7**	**21**	**418**	**96**	**1.8**
BE	**23**	**8**	**29**	**27.6**	**2**	**8**	**25.0**	**3**	**4**	**75.0**	**11**	**0.5**	**23**	**19**	**5**	**8**	**119**	**21**	**0.9**
CRISP, JOHN																			
1967-68	24	89	219	40.5	-	-	-	58	94	61.7	172	7.2	-	-	-	-	-	236	9.8
1969-70	1	0	0	0.0	-	-	-	1	2	50.0	1	1.0	1	-	-	-	-	1	1.0
TOTALS	**25**	**89**	**219**	**40.5**	**-**	**-**	**-**	**59**	**96**	**61.5**	**173**	**6.9**	**-**	**-**	**-**	**-**	**-**	**237**	**9.5**
CROWLEY, CHRIS																			
1997-98	8	0	1	0.0	0	1	0.0	1	2	50.0	1	0.1	0	0	0	0	9	1	0.1
BE	2	0	0	0.0	0	0	0.0	1	2	50.0	0	0.0	0	0	0	0	2	1	0.5
CROWLEY, WILLIAM 1937-38																			
CUDAK, EDWARD A. (MGR) 1989-90																			
CUDDY, JAMES V. 1940-41, 1941-42, 1942-43																			
CURRAN, PATRICK J. (P.J.)																			
1964-65	26	34	76	44.7	-	-	-	20	39	51.3	41	1.6	-	-	-	-	-	88	3.4
1965-66	23	10	30	33.3	-	-	-	6	13	46.2	23	1.0	-	-	-	-	-	26	1.0
1966-67	19	5	12	41.7	-	-	-	3	7	42.9	11	0.6	-	-	-	-	-	13	0.7
TOTALS	**68**	**49**	**118**	**41.5**	-	-	-	**29**	**59**	**49.2**	**75**	**1.1**	-	-	-	-	-	**127**	**1.9**
CUSTICK, GARY H.																			
1971-72	25	182	339	53.7	-	-	-	94	118	79.7	214	8.6	16	-	-	-	-	458	18.3
1972-73	25	132	291	45.4	-	-	-	26	37	70.3	163	6.5	13	-	-	-	-	290	11.6
1973-74	27	105	202	52.0	-	-	-	19	31	61.3	146	5.4	15	-	-	-	-	229	8.5
TOTALS	**77**	**419**	**832**	**50.4**	-	-	-	**139**	**186**	**74.7**	**523**	**6.8**	**44**	-	-	-	-	**977**	**12.7**
CWICK, RAYMOND (MGR) 1965-66																			
CYBART, JEFF																			
1995-96	2	0	1	0.0	-	-	-	0	0	0.0	1	0.5	0	0	0	1	4	0	0.0
1997-98	9	0	3	0.0	0	0	0.0	0	0	0.0	3	0.3	0	0	0	0	12	0	0.0
BE	3	0	0	0.0	0	0	0.0	0	0	0.0	1	0.3	0	0	0	0	4	0	0.0
TOTALS	**11**	**0**	**4**	**0.0**	**0**	**0**	**0.0**	**0**	**0**	**0.0**	**4**	**0.4**	**0**	**0**	**0**	**1**	**16**	**0**	**0.0**
BE	**3**	**0**	**0**	**0.0**	**0**	**0**	**0.0**	**0**	**0**	**0.0**	**1**	**0.3**	**0**	**0**	**0**	**0**	**4**	**0**	**0.0**
CYRULIK, DANIEL J.																			
1988-89	24	26	55	47.3	1	2	50.0	6	10	60.0	50	2.1	1	10	3	2	208	59	2.5
BE	11	5	11	45.5	0	1	0.0	2	2	100.0	11	1.0	0	1	1	5	55	12	1.1
1989-90	37	60	151	39.7	1	6	16.7	21	37	56.8	130	3.5	9	38	8	13	469	142	3.8
BE	16	21	56	37.5	1	2	50.0	16	25	64.0	49	3.1	6	3	2	12	188	59	3.7
1990-91	31	38	86	44.2	0	1	0.0	17	27	63.0	71	2.3	16	18	7	4	319	93	3.0
BE	16	10	32	31.3	0	0	0.0	7	10	70.0	28	1.8	6	2	3	8	131	27	1.7
1991-92	30	19	45	42.2	0	0	0.0	7	12	58.3	44	1.5	5	9	7	4	196	45	1.5
BE	18	3	15	20.0	0	0	0.0	4	6	66.7	14	0.8	2	2	2	4	84	10	0.6
TOTALS	**122**	**143**	**337**	**42.4**	**2**	**9**	**22.2**	**51**	**86**	**59.3**	**295**	**2.4**	**31**	**75**	**25**	**24**	**1192**	**339**	**2.8**
BE	**61**	**39**	**114**	**34.2**	**1**	**3**	**33.3**	**29**	**43**	**67.4**	**102**	**1.7**	**14**	**8**	**8**	**29**	**458**	**108**	**1.8**
CZUCHRY, ANDREW J.																			
1960-61	7	16	45	35.6	-	-	-	4	11	36.4	17	2.4	-	-	-	-	-	36	5.1
1961-62	17	73	153	47.1	-	-	-	48	68	70.6	78	4.6	-	-	-	-	-	194	11.4
1962-63	25	57	160	35.6	-	-	-	32	50	64.0	57	2.3	-	-	-	-	-	146	5.8
TOTALS	**49**	**146**	**358**	**40.8**	-	-	-	**84**	**129**	**65.1**	**152**	**3.1**	-	-	-	-	-	**376**	**7.7**
DALY, FRED																			
1945-46	17	45	-	-	-	-	-	19	-	-	-	-	-	-	-	-	-	109	6.4
1946-47	5	4	-	-	-	-	-	0	-	-	-	-	-	-	-	-	-	8	1.6
TOTALS	**22**	**49**	-	-	-	-	-	**19**	-	-	-	-	-	-	-	-	-	**117**	**5.3**
DANIELS, BEE BEE 1934-45, 1935-36																			
DARROW, WILLIAM H. 1929-30, 1930-31																			
DAVIDSON 1931-32																			
DAVIS, REID (MGR) 1961-62																			
DAVIS, WAYNE																			
1956-57	25	80	191	41.9	-	-	-	36	72	50.0	221	8.8	-	-	-	-	-	196	7.8
1957-58	21	38	99	38.2	-	-	-	26	51	51.0	79	3.8	-	-	-	-	-	102	4.9
1958-59	24	83	210	39.5	-	-	-	51	87	58.6	246	10.3	-	-	-	-	-	217	9.0
TOTALS	**70**	**201**	**500**	**40.2**	-	-	-	**113**	**210**	**53.8**	**546**	**7.8**	-	-	-	-	-	**515**	**7.4**

ALL-TIME LETTERWINNERS

●Ten BIG EAST Regular Season Championships ● Six BIG EAST Tournament Championships ●



Lyman DePriest 1988-91



Greg Economou 1986-88



Brian Fair 1992-95



James Foster 1973-74

NAME	G	FG	FGA	PCT	3FG	3FGA	PCT	FT	FTA	PCT	REB	AVG	A	TO	B	S	MIN	PTS	AVG
DEEHAN, WILLIAM J.																			
1971-72	20	27	53	50.9	-	-	-	12	19	63.2	24	1.2	11	-	-	-	-	66	3.3
1972-73	19	7	18	38.9	-	-	-	2	3	66.7	24	1.3	2	-	-	-	-	16	0.8
TOTALS	**39**	**34**	**71**	**47.9**	-	-	-	**14**	**22**	**63.6**	**48**	**1.2**	**13**	-	-	-	-	**82**	**2.1**
DEGRAZIA, BILL (MGR) 1968-69, 1969-70, 1970-71																			
DELAGRANGE, JOHN D.																			
1978-79	20	57	111	51.4	-	-	-	40	52	76.9	82	4.1	8	-	-	13	353	154	7.7
1979-80	11	33	69	47.8	-	-	-	24	33	72.7	73	6.6	15	-	-	7	246	90	8.2
BE	2	3	8	37.5	-	-	-	4	6	66.7	6	3.0	2	1	1	1	29	10	5.0
TOTALS	**31**	**90**	**180**	**50.0**	-	-	-	**64**	**85**	**75.3**	**155**	**5.0**	**23**	**-**	**-**	**20**	**599**	**244**	**2.7**
DELLA SALA, WILLIAM																			
1963-64	27	103	241	42.7	-	-	-	22	43	51.2	101	3.7	-	-	-	-	-	228	8.4
DEMIR, PETE																			
1950-51	20	9	46	19.6	-	-	-	9	16	56.3	5	0.3	11	-	-	-	-	27	1.4
DENG, AJOU																			
1999-00	35	71	148	48.0	6	23	26.1	10	21	47.6	124	3.5	27	25	47	8	510	158	4.5
BE	16	35	72	48.6	2	8	25.0	2	5	40.0	50	3.1	13	9	22	3	226	74	4.6
2000-01	6	10	21	47.6	0	2	0.0	9	12	75.0	28	4.7	3	9	6	5	89	29	4.8
TOTALS	**41**	**81**	**169**	**47.9**	**6**	**25**	**24.0**	**19**	**33**	**57.6**	**152**	**3.7**	**30**	**34**	**53**	**13**	**599**	**187**	**4.6**
BE	**16**	**35**	**72**	**48.6**	**2**	**8**	**25.0**	**2**	**5**	**40.0**	**50**	**3.1**	**13**	**9**	**22**	**3**	**226**	**74**	**4.6**
DEPRIEST, LYMAN																			
1987-88	34	54	120	45.0	1	1	50.0	25	57	43.9	126	3.7	48	46	4	31	693	134	3.9
BE	16	22	49	44.9	1	2	50.0	12	25	48.0	50	3.1	20	12	1	20	312	57	3.6
1988-89	31	32	74	43.2	0	0	0.0	8	20	40.0	69	2.2	33	37	5	28	417	72	2.3
BE	16	12	26	46.2	0	0	0.0	3	9	33.3	30	1.9	8	6	3	18	182	27	1.7
1989-90	36	49	91	53.8	0	0	0.0	17	39	43.6	95	2.6	19	42	7	37	447	115	3.2
BE	16	22	40	55.0	0	0	0.0	9	20	45.0	54	3.4	8	13	2	17	240	53	3.3
1990-91	31	38	81	46.9	0	2	0.0	8	22	36.4	70	2.3	28	43	9	37	443	84	2.7
BE	16	14	33	42.4	0	1	0.0	4	6	66.7	33	2.1	8	13	3	19	186	32	2.0
TOTALS	**132**	**173**	**366**	**47.3**	**1**	**3**	**33.3**	**58**	**138**	**42.0**	**360**	**2.7**	**128**	**168**	**25**	**133**	**2000**	**405**	**3.1**
BE	**64**	**70**	**148**	**47.3**	**1**	**3**	**33.3**	**28**	**60**	**46.7**	**167**	**2.6**	**44**	**44**	**9**	**74**	**920**	**169**	**2.6**
DEUTCH, GERALD																			
1951-52	17	14	76	18.5	-	-	-	3	8	37.5	20	1.2	11	-	-	-	-	31	1.8
DONAHUE, CORNELIUS 1932-33, 1933-34																			
DONNELLY, ROBERT 1938-39, 1939-40, 1940-41																			
DRAGAT, LEO 1930-31																			
DROPO, MILTON 1941-42, 1942-43																			
DROPO, WALTER																			
1942-43	15	-	-	-	-	-	-	-	-	-	-	-	-	-	-	-	-	325	21.7
1945-46	8	72	-	-	-	-	-	24	-	-	-	-	-	-	-	-	-	168	21.0
1946-47	18	134	-	-	-	-	-	87	-	-	-	-	-	-	-	-	-	355	19.7
TOTALS	**41**	**-**	**-**	**-**	**-**	**-**	**-**	**-**	**-**	**-**	**-**	**-**	**-**	**-**	**-**	**-**	**-**	**848**	**20.7**
DUBE, ROBERT																			
1953-54	19	9	-	-	-	-	-	5	-	-	-	-	-	-	-	-	-	23	1.2
1954-55	23	20	57	35.1	-	-	-	12	24	50.0	33	1.5	-	-	-	-	-	52	2.3
1955-56	21	15	-	-	-	-	-	5	-	-	-	-	-	-	-	-	-	35	1.7
TOTALS	**63**	**44**	-	-	-	-	-	**22**	-	-	-	-	-	-	-	-	-	**110**	**1.7**
DUFFY, JOHN (MGR) 1951-52																			
DUFFY, LEO 1929-30																			
DULIN, ROBERT J.																			
1978-79	26	74	136	54.4	-	-	-	54	67	80.6	21	0.8	65	-	-	23	545	202	7.8
1979-80	29	135	260	52.3	-	-	-	57	76	75.0	48	1.7	124	-	-	83	938	329	11.3
BE	6	22	40	55.0	-	-	-	15	21	71.4	11	1.8	28	20	0	20	213	59	9.8
1980-81	29	69	143	48.3	-	-	-	43	47	91.5	38	1.3	91	59	0	52	759	181	6.2
BE	14	23	53	43.4	-	-	-	14	15	93.3	14	1.0	52	21	0	34	372	60	4.3
TOTALS	**84**	**278**	**539**	**51.6**	-	-	-	**154**	**190**	**81.0**	**107**	**1.3**	**280**	**-**	**-**	**158**	**2242**	**712**	**8.5**
BE	**20**	**45**	**93**	**48.4**	**-**	**-**	**-**	**29**	**36**	**80.6**	**25**	**1.3**	**80**	**41**	**0**	**54**	**585**	**119**	**6.0**
DUNN (MGR) 1935-36																			
DYSON, JEROME																			
2006-07	31	131	363	36.1	44	135	32.6	123	171	71.9	113	3.6	65	66	11	58	943	429	13.8
BE	16	64	190	33.7	27	78	34.6	73	98	74.5	59	3.7	34	38	8	23	516	228	14.3
2007-08	24	93	225	41.3	27	83	32.5	86	106	81.1	86	3.6	48	65	16	42	648	299	12.5
BE	11	36	82	43.9	10	32	31.3	31	37	83.8	28	2.5	18	31	7	23	281	113	10.3
2008-09	24	104	255	40.8	24	69	34.8	84	116	72.4	98	4.1	76	49	8	44	703	316	13.2
BE	12	39	115	33.9	10	31	32.3	39	55	70.9	45	3.8	32	26	5	24	336	127	10.6
TOTALS	**79**	**328**	**843**	**38.9**	**95**	**287**	**33.3**	**293**	**393**	**74.6**	**297**	**3.8**	**189**	**180**	**35**	**144**	**2294**	**1044**	**13.2**
BE	**39**	**139**	**387**	**35.9**	**47**	**141**	**33.3**	**143**	**190**	**75.3**	**132**	**3.4**	**84**	**95**	**20**	**70**	**1133**	**468**	**12.0**
EAVES, BENJAMIN																			
2006-07	11	0	4	0.0	0	0	0.0	1	2	50.0	6	0.5	0	1	0	1	25	1	0.1
BE	4	0	2	0.0	0	0	0.0	0	0	0.0	0	0.0	0	0	0	0	7	0	0.0
EBEL, WILLIAM																			
1950-51	25	98	311	31.5	-	-	-	59	106	55.6	219	8.8	18	-	-	-	-	255	10.2
1951-52	27	74	243	30.5	-	-	-	28	55	51.0	216	8.0	22	-	-	-	-	176	6.5
TOTALS	**52**	**172**	**554**	**31.0**	-	-	-	**87**	**161**	**54.0**	**435**	**8.4**	**40**	-	-	-	-	**431**	**8.3**
ECONOMOU, GREG																			
1986-87	27	32	104	30.8	11	35	31.4	20	26	76.9	37	1.4	14	21	1	5	390	95	3.5
BE	15	24	75	32.0	10	28	35.7	10	14	71.4	17	1.1	7	2	0	10	239	68	4.5
1987-88	20	21	56	37.5	10	31	32.3	10	11	90.9	13	0.7	8	4	0	5	146	62	3.1
BE	10	6	18	33.3	3	11	27.3	1	1	100.0	1	0.1	1	0	0	2	39	16	1.6
TOTALS	**47**	**53**	**160**	**33.1**	**21**	**66**	**31.8**	**30**	**37**	**81.1**	**50**	**1.1**	**22**	**25**	**1**	**10**	**536**	**157**	**3.3**
BE	**25**	**30**	**93**	**32.3**	**13**	**39**	**33.3**	**11**	**15**	**73.3**	**18**	**0.7**	**8**	**2**	**0**	**12**	**278**	**84**	**3.4**

NAME	G	FG	FGA	PCT	3FG	3FGA	PCT	FT	FTA	PCT	REB	AVG	A	TO	B	S	MIN	PTS	AVG
EDDY, JOHN 1931-32, 1932-33																			
EDWARDS, GAVIN																			
2006-07	22	17	30	56.7	0	0	0.0	10	23	43.5	41	1.9	2	8	13	5	147	44	2.0
BE	10	2	6	33.3	0	0	0.0	2	7	28.6	14	1.4	1	6	5	0	44	6	0.6
2007-08	31	33	60	55.0	0	0	0.0	23	30	76.7	51	1.6	7	17	12	10	244	89	2.9
BE	16	15	32	46.9	0	0	0.0	13	17	76.5	23	1.4	4	7	7	3	122	43	2.7
2008-09	36	51	80	63.8	0	0	0.0	35	47	74.5	107	3.0	12	23	27	13	422	137	3.8
BE	18	21	35	60.0	0	0	0.0	13	17	76.5	41	2.3	1	10	10	5	174	55	3.1
TOTALS	**89**	**101**	**170**	**59.4**	**0**	**0**	**0.0**	**68**	**100**	**68.0**	**199**	**2.2**	**21**	**48**	**52**	**28**	**813**	**270**	**3.0**
BE	**44**	**38**	**73**	**52.1**	**0**	**0**	**0.0**	**28**	**41**	**68.3**	**78**	**1.8**	**6**	**23**	**22**	**8**	**340**	**104**	**2.4**
EL-AMIN, KHALID																			
1997-98	37	211	498	42.4	81	222	36.5	90	113	79.6	108	2.9	156	100	5	68	1105	593	16.0
BE	18	98	222	44.1	42	103	40.8	32	45	71.1	43	2.4	69	48	3	29	511	270	15.0
1998-99	36	174	422	41.2	51	151	33.8	98	126	77.8	101	2.8	140	95	1	59	1031	497	13.8
BE	18	87	222	39.2	27	78	34.6	42	55	76.4	48	2.7	66	52	0	33	539	243	13.5
1999-00	35	195	475	41.1	63	177	35.6	107	120	89.2	110	3.1	183	93	4	59	1117	560	16.0
BE	16	80	217	36.9	34	93	36.6	57	61	93.4	50	3.1	96	40	1	33	545	251	15.7
TOTALS	**108**	**580**	**1395**	**41.6**	**195**	**550**	**35.5**	**295**	**359**	**82.2**	**319**	**3.0**	**479**	**288**	**10**	**186**	**3253**	**1650**	**15.3**
BE	**52**	**265**	**661**	**40.1**	**103**	**274**	**37.6**	**131**	**161**	**81.4**	**141**	**2.7**	**231**	**140**	**4**	**95**	**1595**	**764**	**14.7**
ELLISON, SHAWN																			
1990-91	7	2	8	25.0	0	0	0.0	1	2	50.0	9	1.3	0	1	0	0	22	5	0.7
BE	1	0	1	0.0	0	0	0.0	0	0	0.0	1	1.0	0	0	0	0	1	0	0.0
EMT, STEPHEN																			
1993-94	2	0	0	0.0	0	0	0.0	0	0	0.0	0	0.0	0	0	0	0	2	0	0.0
BE	1	0	0	0	0	0	0	0	0	0	0	0.0	0	0	0	0	1	0	0.0
EVANOVICH, JUSTIN																			
2002-03	6	1	2	50.0	0	0	0.0	0	0	0.0	7	1.2	0	0	1	0	7	2	0.3
BE	1	0	0	0.0	0	0	0.0	0	0	0.0	0	0.0	0	0	0	0	1	0	0.0
2003-04	12	1	3	33.0	0	0	0.0	2	3	66.7	4	0.3	3	0	0	0	14	4	0.3
BE	4	0	0	0.0	0	0	0.0	2	2	1.00	1	0.3	10	0	0	0	5	2	0.5
TOTAL	**18**	**2**	**5**	**40.0**	**0**	**0**	**0.0**	**2**	**3**	**66.7**	**11**	**0.6**	**3**	**0**	**1**	**0**	**21**	**6**	**0.3**
BE	**5**	**0**	**0**	**0.0**	**0**	**0**	**0.0**	**2**	**2**	**1.00**	**1**	**0.2**	**1**	**0**	**0**	**0**	**6**	**2**	**0.4**
EWALD, KAREN (MGR) 1992-93, 1993-94, 1994-95, 1995-96																			
FAIR, BRIAN R.																			
1991-92	30	65	174	37.4	32	81	39.5	26	42	61.9	70	2.3	20	40	1	18	610	188	6.3
BE	18	43	108	39.8	24	55	43.6	20	32	62.5	47	2.6	14	9	0	26	401	130	7.2
1992-93	28	147	347	42.4	64	166	38.6	26	40	65.0	102	3.6	36	53	2	29	872	384	13.7
BE	18	85	210	40.5	31	92	33.7	19	32	59.4	64	3.6	27	20	1	36	576	220	7.2
1993-94	34	91	195	46.7	40	98	40.8	20	29	69.0	34	1.0	35	27	2	12	422	242	7.1
BE	18	32	71	45.1	16	37	43.2	4	8	50.0	12	0.7	9	1	0	13	171	84	4.7
1994-95	33	106	253	41.9	58	128	45.3	46	60	76.7	46	1.4	31	41	0	16	587	316	9.6
BE	18	57	136	41.9	33	74	44.6	24	30	80.0	19	1.1	18	12	0	24	336	171	9.5
TOTALS	**125**	**409**	**969**	**42.2**	**194**	**473**	**41.0**	**118**	**171**	**69.0**	**252**	**2.0**	**122**	**161**	**5**	**75**	**2491**	**1130**	**9.0**
BE	**72**	**217**	**525**	**41.3**	**104**	**258**	**40.3**	**67**	**102**	**65.7**	**142**	**1.8**	**68**	**42**	**1**	**99**	**1484**	**605**	**8.4**
FEARON, JAMES																			
1977-78	25	34	67	50.7	-	-	-	21	34	61.8	79	3.2	21	-	-	-	-	89	3.6
1978-79	27	22	41	53.7	-	-	-	5	18	27.8	48	1.8	16	-	-	18	246	49	1.8
TOTALS	**52**	**56**	**108**	**51.9**	-	-	-	**26**	**52**	**50.0**	**127**	**2.4**	**37**	**-**	**-**	**-**	**-**	**138**	**2.7**
FENN 1929-30																			
FERGUSON, J. 1936-37																			
FEROLETO, LEN																			
1982-83	7	2	4	50.0	-	-	-	2	4	50.0	1	0.1	3	1	0	1	9	6	0.9
BE	5	1	3	33.3	-	-	-	1	2	50.0	1	0.2	2	1	0	1	6	31	0.6
FINAN, THOMAS J. (MGR) 1966-67																			
FISH, WILLARD 1940-41																			
FISHER, ARTHUR																			
1945-46	8	27	-	-	-	-	-	10	-	-	-	-	-	-	-	-	-	64	8.0
1946-47	18	57	-	-	-	-	-	26	-	-	-	-	-	-	-	-	-	140	7.8
1947-48	23	68	-	-	-	-	-	47	-	-	-	-	-	-	-	-	-	183	7.9
1948-49	24	46	167	27.5	-	-	-	16	40	40.0	-	-	-	-	-	-	-	108	4.5
TOTALS	**73**	**198**	-	-	-	-	-	**99**	-	-	-	-	-	-	-	-	-	**495**	**6.8**
FISHER, BERNIE 1943-44, 1944-45																			
1945-46	17	38	-	-	-	-	-	31	-	-	-	-	-	-	-	-	-	167	9.8
FISHER, KARL (MGR) 2002-03																			
FISHMAN, SANFORD																			
1966-67	5	3	4	75.0	-	-	-	2	6	33.3	2	0.4	-	-	-	-	-	8	1.6
1967-68	20	11	42	26.2	-	-	-	2	6	33.3	10	0.5	-	-	-	-	-	24	1.2
TOTALS	**25**	**14**	**46**	**30.4**	-	-	-	**4**	**12**	**33.3**	**12**	**0.4**	-	-	-	-	-	**32**	**1.3**
FITCH, HARRY 1933-34																			
FLEISCHMAN, ROBERT																			
1950-51	21	33	103	32.0	-	-	-	9	17	53.0	41	2.0	6	-	-	-	-	75	3.5
1951-52	10	7	35	20.0	-	-	-	0	3	0.0	5	0.5	1	-	-	-	-	24	2.4
TOTALS	**31**	**40**	**138**	**29.0**	-	-	-	**9**	**20**	**0.5**	**45**	**1.5**	**7**	-	-	-	-	**99**	**3.2**
FLYDA, R. 1929-30																			
FOREMAN, AL (MGR) 1993-94, 1994-95																			
FOROSTOSKI, NICK																			
2004-05	2	0	0	0.0	0	0	0.0	0	0	0.0	0	0.0	0	0	0	1	2	0	0.0
BE	1	0	0	0.0	0	0	0.0	0	0	0.0	0	0.0	0	0	0	0	1	0	0.0
2005-06	3	0	1	0.0	0	0	0.0	1	2	50.0	4	1.3	0	0	0	0	4	1	0.3
BE	0	0	0	0.0	0	0	0.0	0	0	0.0	0	0.0	0	0	0	0	0	0	0.0
TOTALS	**5**	**0**	**1**	**0.0**	**0**	**0**	**0.0**	**1**	**2**	**50.0**	**4**	**0.8**	**0**	**0**	**0**	**0**	**6**	**1**	**0.2**
BE	**1**	**0**	**0**	**0.0**	**0**	**0**	**0.0**	**0**	**0**	**0.0**	**0**	**0.0**	**0**	**0**	**0**	**0**	**1**	**0**	**0.0**

ALL-TIME LETTERWINNERS

● 2004, 1999 NCAA National Champions ● 2009, 2004, 1999 NCAA Final Four ●



Kevin Freeman 1997-00



Phil Gamble 1986-89



Vern Giscombe 1981-84



John Gwynn 1989-91

NAME	G	FG	FGA	PCT	3FG	3FGA	PCT	FT	FTA	PCT	REB	AVG	A	TO	B	S	MIN	PTS	AVG
FOSTER, JAMES V.																			
1972-73	16	100	232	43.1	-	-	-	51	86	59.1	57	3.6	51	-	-	-	-	251	15.7
1973-74	27	186	393	47.3	-	-	-	67	106	63.2	89	3.3	114	-	-	-	-	439	16.3
TOTALS	**43**	**286**	**625**	**45.8**	-	-	-	**118**	**192**	**61.5**	**146**	**3.4**	**165**	-	-	-	-	**690**	**16.0**
FOX, TIMOTHY (MGR) 1987-88, 1988-89																			
FRAGOLA, LOUIS (MGR) 1953-54																			
FRAULINO, MATT (MGR) 2002-03																			
FRAZEE, JEFF (MGR) 1980-81, 1981-82, 1982-83, 1983-84, 1984-85																			
FREDERICK, ALVIN																			
1983-84	28	120	245	49.0	-	-	-	52	92	56.5	146	5.2	40	57	11	26	683	292	10.4
BE	16	61	128	47.6	-	-	-	35	61	57.4	79	4.9	21	13	7	27	392	157	9.8
1984-85	28	136	290	46.9	-	-	-	60	84	71.4	136	4.9	76	59	11	29	841	332	11.9
BE	16	86	168	51.2	-	-	-	35	46	76.1	84	5.3	43	19	5	39	517	207	12.9
TOTALS	**56**	**256**	**535**	**47.9**	-	-	-	**112**	**176**	**63.6**	**282**	**5.0**	**116**	**116**	**22**	**55**	**1524**	**624**	**11.1**
BE	**32**	**147**	**296**	**49.7**	**-**	**-**	**-**	**70**	**107**	**65.4**	**163**	**5.1**	**64**	**32**	**12**	**66**	**909**	**364**	**11.4**
FREEDMAN, EDWARD 1949-50																			
1948-49	23	17	61	27.9	-	-	-	5	17	29.4	-	-	-	-	-	-	-	39	1.7
FREEMAN, KEVIN M.																			
1996-97	33	93	189	49.2	0	0	0.0	95	159	59.7	210	6.4	18	60	2	34	1000	281	8.5
BE	18	39	98	39.8	0	0	0.0	47	80	.588	125	6.9	11	29	1	18	574	125	6.9
1997-98	36	128	225	56.9	0	0	0.0	116	165	69.7	239	6.6	26	55	5	23	1063	371	10.3
BE	17	66	106	62.3	0	0	0.0	60	86	.698	121	7.1	17	30	2	14	503	192	11.3
1998-99	36	163	277	58.8	0	2	0.0	114	160	71.3	263	7.3	30	65	10	26	1093	440	12.2
BE	18	73	130	56.2	0	1	0.0	66	95	.695	136	7.6	20	34	3	14	565	212	11.8
1999-00	35	139	288	48.3	8	28	28.6	98	145	67.6	201	5.7	56	63	8	26	1178	384	11.0
BE	16	64	135	47.4	4	12	33.3	40	60	.667	87	5.4	25	29	4	9	553	172	10.8
TOTALS	**140**	**523**	**979**	**53.4**	**8**	**30**	**26.7**	**422**	**629**	**67.1**	**913**	**6.5**	**130**	**243**	**25**	**109**	**4334**	**1476**	**10.5**
BE	**69**	**242**	**469**	**51.6**	**4**	**13**	**30.8**	**213**	**321**	**66.4**	**469**	**6.8**	**73**	**122**	**10**	**55**	**2195**	**701**	**10.2**
FUNCHES, SAM																			
1996-97	16	8	15	53.3	0	0	0.0	0	0	0.0	15	0.9	0	1	2	1	65	16	1.0
BE	8	1	4	25.0	0	0	0.0	0	0	0.0	7	0.9	0	0	0	0	26	2	0.3
1997-98	6	1	3	33.3	0	0	0.0	0	0	0.0	5	0.8	0	3	1	0	15	2	0.3
BE	1	0	0	0.0	0	0	0.0	0	0	0.0	0	0.0	0	0	0	0	1	0	0.0
TOTALS	**22**	**9**	**18**	**50.0**	**0**	**0**	**0.0**	**0**	**0**	**0.0**	**20**	**0.9**	**0**	**4**	**3**	**1**	**80**	**18**	**0.8**
BE	**9**	**1**	**4**	**25.0**	**0**	**0**	**0.0**	**0**	**0**	**0.0**	**7**	**0.8**	**0**	**0**	**0**	**0**	**27**	**2**	**0.2**
GAGNE, MARTY																			
2005-06	4	0	3	0.0	0	1	0.0	0	0	0.0	0	0.0	0	2	0	0	5	0	0.0
2006-07	6	1	2	50.0	1	2	50.0	0	0	0.0	2	0.3	0	1	0	0	8	3	0.5
TOTALS	**10**	**1**	**5**	**20.0**	**1**	**3**	**33.3**	**0**	**0**	**0.0**	**2**	**0.2**	**0**	**3**	**0**	**0**	**13**	**3**	**0.3**
GAMBLE, PHILLIP P.																			
1985-86	28	126	323	39.0	-	-	-	44	75	58.7	108	3.9	55	62	1	19	891	296	10.6
BE	16	73	193	37.8	-	-	-	29	49	59.2	68	4.3	34	10	1	35	502	175	10.9
1986-87	16	68	176	38.6	9	27	33.3	33	53	62.3	75	4.7	37	44	1	17	560	178	11.1
BE	7	37	83	44.6	5	16	31.3	13	23	56.5	36	5.1	14	4	0	23	238	92	13.1
1987-88	34	179	392	45.7	76	182	41.8	75	93	80.6	134	3.9	62	68	6	32	1137	509	15.0
BE	16	72	183	39.3	37	105	35.2	26	36	72.2	74	4.6	20	16	4	26	563	207	12.9
1988-89	31	139	337	41.2	56	138	40.6	54	77	70.1	108	3.5	50	42	6	32	947	388	12.5
BE	16	67	179	37.4	21	63	33.3	28	40	70.0	51	3.2	20	21	4	25	496	183	11.4
TOTALS	**109**	**512**	**1228**	**41.7**	-	-	-	**206**	**298**	**69.1**	**425**	**3.9**	**204**	**216**	**14**	**100**	**3535**	**1371**	**12.6**
BE	**55**	**249**	**638**	**39.0**	**63**	**184**	**34.2**	**96**	**148**	**64.9**	**229**	**4.2**	**88**	**51**	**9**	**109**	**1799**	**657**	**12.0**
GARNER, HAROLD																			
1950-51	22	19	55	34.6	-	-	-	15	20	75.0	34	1.6	6	-	-	-	-	53	2.4
1951-52	4	2	11	18.2	-	-	-	1	3	33.3	5	1.3	3	-	-	-	-	5	1.3
1952-53	21	44	135	32.6	-	-	-	57	93	61.4	65	3.1	-	-	-	-	-	145	6.9
TOTALS	**47**	**65**	**201**	**32.8**	-	-	-	**73**	**116**	**62.9**	**104**	**2.2**	**-**	**-**	**-**	**-**	**-**	**203**	**4.3**
GARRISON, ROB																			
2005-06	17	11	29	37.9	1	7	14.3	9	12	75.0	13	0.8	35	16	1	4	152	32	1.9
BE	5	2	2	1.000	0	0	0.0	1	2	50.0	1	0.2	1	0	0	0	13	5	1.0
2006-07	12	2	5	40.0	0	1	0.0	4	4	1.000	6	0.5	6	3	0	0	27	8	0.7
BE	3	0	0	0.0	0	0	0.0	0	0	0.0	2	0.7	1	0	0	0	4	0	0.0
TOTALS	**29**	**13**	**34**	**38.2**	**1**	**8**	**12.5**	**13**	**16**	**81.3**	**19**	**0.7**	**41**	**19**	**1**	**4**	**179**	**40**	**1.4**
BE	**8**	**2**	**2**	**1.000**	**0**	**0**	**0.0**	**1**	**2**	**50.0**	**3**	**0.4**	**2**	**0**	**0**	**0**	**17**	**5**	**0.6**
GATES, ERNEST																			
1948-49	23	39	164	23.8	-	-	-	20	30	66.7	-	-	-	-	-	-	-	98	4.2
1949-50	24	55	218	25.2	-	-	-	45	58	77.5	-	-	-	-	-	-	-	155	6.2
1950-51	25	70	245	28.6	-	-	-	54	86	62.8	67	2.7	60	-	-	-	-	194	7.7
TOTALS	**72**	**164**	**627**	**26.2**	-	-	-	**119**	**174**	**68.4**	-	-	-	-	-	-	-	**447**	**6.2**
GAY, RUDY																			
2004-05	31	132	286	46.2	28	60	46.7	75	106	70.8	168	5.4	48	61	59	25	893	367	11.8
BE	16	69	142	48.6	14	37	40.5	44	59	74.6	89	5.6	31	29	27	12	471	197	12.3
2005-06	33	187	406	46.1	28	88	31.8	101	138	73.2	210	6.4	68	82	52	58	1015	503	15.2
BE	16	86	185	46.5	13	40	32.5	45	65	69.2	108	6.8	32	40	24	22	498	230	14.4
TOTALS	**64**	**319**	**692**	**46.1**	**56**	**148**	**37.8**	**176**	**244**	**72.1**	**378**	**5.9**	**116**	**143**	**111**	**83**	**1908**	**870**	**13.6**
BE	**32**	**155**	**327**	**47.4**	**28**	**77**	**36.4**	**89**	**124**	**71.8**	**197**	**6.2**	**63**	**69**	**51**	**34**	**969**	**427**	**13.3**
GEORGE, C. TATE																			
1986-87	26	91	247	36.8	10	29	34.5	69	89	77.5	93	3.6	156	68	9	35	962	261	10.0
BE	16	61	150	46.7	6	17	35.3	47	57	82.5	49	3.1	78	19	6	36	569	175	10.9
1987-88	34	115	230	50.0	9	23	39.1	98	118	83.1	99	2.9	190	77	5	44	1111	337	9.9
BE	16	56	112	50.0	6	12	50.0	45	50	90.0	39	2.4	62	11	2	38	532	163	10.2
1988-89	31	77	178	43.3	2	10	20.0	69	91	75.8	104	3.4	152	71	5	48	863	225	7.3
BE	16	37	89	41.6	0	6	0.0	35	47	74.5	46	2.9	76	25	2	35	474	109	6.8
1989-90	37	160	334	47.9	16	53	30.2	88	121	72.7	131	3.5	179	77	10	74	1090	424	11.5
BE	16	63	143	44.1	8	23	34.8	45	64	70.3	57	3.6	61	37	7	36	481	179	11.2
TOTALS	**128**	**443**	**989**	**44.8**	**37**	**115**	**32.2**	**324**	**419**	**77.3**	**427**	**3.3**	**677**	**293**	**29**	**201**	**4026**	**1247**	**9.7**
BE	**64**	**217**	**494**	**43.9**	**20**	**58**	**34.5**	**172**	**218**	**78.9**	**191**	**3.0**	**277**	**92**	**17**	**145**	**2056**	**626**	**9.8**
GILLESPIE, RICHARD J.																			
1970-71	9	14	29	48.3	-	-	-	8	11	72.7	18	2.0	2	-	-	-	-	36	4.0
GISCOMBE, VERNON																			
1980-81	28	82	150	54.7	-	-	-	46	57	80.7	38	1.4	63	53	1	24	545	210	7.5
BE	14	50	87	57.5	-	-	-	21	27	77.8	16	1.1	31	15	0	27	331	121	8.6
1981-82	28	60	139	43.2	-	-	-	38	53	71.7	27	1.0	51	40	0	24	473	158	5.6
BE	14	21	60	35.0	-	-	-	10	15	66.7	13	1.0	20	9	0	19	203	52	3.7
1982-83	28	111	255	43.5	-	-	-	41	62	66.1	44	1.6	39	50	0	23	617	263	9.4
BE	16	54	132	40.9	-	-	-	23	32	71.9	22	1.4	20	16	0	27	312	131	8.2
1983-84	21	84	184	45.7	-	-	-	53	67	79.1	33	1.6	39	37	0	9	458	221	10.5
BE	16	57	124	46.0	-	-	-	38	49	77.6	26	1.6	26	5	0	27	330	152	9.5
TOTALS	**105**	**337**	**728**	**46.3**	-	-	-	**178**	**239**	**74.5**	**142**	**1.4**	**192**	**180**	**1**	**80**	**2093**	**852**	**8.1**
BE	**60**	**182**	**403**	**45.2**	**-**	**-**	**-**	**92**	**123**	**74.8**	**77**	**1.3**	**97**	**45**	**0**	**100**	**1176**	**456**	**7.6**
GLAZER, CRAIG																			
1997-98	2	0	0	0.0	0	0	0.0	0	0	0.0	1	0.5	0	0	0	0	2	0	0.0
BE	2	0	0	0.0	0	0	0.0	0	0	0.0	1	0.5	0	0	0	0	2	0	0.0
GLENNON, RUSSELL F. 1929-30																			
GOLD, JOSEPH 1932-33, 1933-34, 1934-35																			
GORDON, BENJAMIN																			
2001-02	34	140	315	44.4	62	150	41.3	85	117	72.6	93	2.7	105	81	6	34	844	427	12.6
BE	16	66	158	41.8	26	75	34.7	40	56	71.4	51	3.2	45	44	3	11	404	198	12.4
2002-03	33	211	476	44.3	80	191	41.9	143	177	80.8	138	4.2	156	113	7	38	1101	645	19.5
BE	16	102	220	46.4	37	92	40.2	74	96	77.1	70	4.4	92	59	5	19	566	315	19.7
2003-04	39	239	551	43.4	104	240	43.3	141	170	82.9	184	4.7	176	108	6	53	1346	723	18.5
BE	16	88	212	41.5	43	101	42.6	36	45	80.0	76	4.8	80	46	1	18	558	255	15.9
TOTALS	**106**	**590**	**1342**	**44.0**	**246**	**581**	**42.3**	**369**	**464**	**79.5**	**415**	**3.9**	**437**	**302**	**19**	**125**	**3291**	**1795**	**16.9**
BE	**48**	**256**	**590**	**43.4**	**106**	**268**	**39.6**	**150**	**197**	**76.1**	**197**	**4.1**	**217**	**149**	**9**	**48**	**1528**	**768**	**16.0**
GREASLEY, PHILIP 1933-34, 1934-35, 1935-36																			
GRIFFIN, WALTER O.																			
1958-59	15	17	49	34.7	-	-	-	8	23	34.8	73	4.9	-	-	-	-	-	42	2.8
1959-60	25	84	219	38.4	-	-	-	67	108	62.0	288	11.5	-	-	-	-	-	235	9.4
TOTALS	**40**	**101**	**268**	**37.7**	-	-	-	**75**	**131**	**57.3**	**361**	**9.0**	-	-	-	-	-	**277**	**6.9**
GROMKO, HENRY (MGR) 1931-32																			
GWYNN, JOHN G.																			
1988-89	28	61	132	46.2	11	33	33.3	23	29	79.3	31	1.1	17	15	1	7	292	156	5.6
BE	13	29	59	49.2	4	11	36.4	10	12	83.3	14	1.1	4	3	0	7	134	72	5.5
1989-90	37	151	346	43.6	29	83	34.9	63	91	69.2	64	1.7	27	43	0	30	635	394	10.6
BE	16	53	130	40.8	12	28	42.9	39	53	73.6	25	1.6	6	10	0	21	259	157	9.8
1990-91	31	141	319	44.2	16	57	281	89	121	73.6	69	2.2	37	48	2	28	740	387	12.5
BE	16	65	154	42.2	8	26	30.8	54	70	77.1	37	2.3	11	11	1	28	398	192	12.0
TOTALS	**96**	**353**	**797**	**44.3**	**56**	**173**	**32.4**	**175**	**241**	**72.6**	**164**	**1.7**	**81**	**106**	**3**	**65**	**1667**	**937**	**9.8**
BE	**45**	**147**	**343**	**42.9**	**24**	**65**	**36.9**	**103**	**135**	**76.3**	**76**	**1.7**	**21**	**24**	**1**	**56**	**791**	**421**	**9.4**
GYAMBIBI, KWASI																			
2000-01	7	0	0	0.0	0	0	0.0	3	4	75.0	2	0.3	0	0	0	0	11	3	0.4
BE	1	0	0	0.0	0	0	0.0	0	0	0.0	0	0.0	0	0	0	0	1	0	0.0
2001-02	10	0	4	0.0	0	1	0.0	3	4	75.0	3	0.3	4	2	1	0	14	3	0.3
BE	6	0	1	0.0	0	0	0.0	0	0	0.0	1	0.2	3	0	0	0	7	0	0.0
TOTALS	**17**	**0**	**4**	**0.0**	**0**	**1**	**0.0**	**6**	**8**	**75.0**	**5**	**0.3**	**4**	**2**	**1**	**0**	**25**	**6**	**0.4**
BE	**7**	**0**	**1**	**0.0**	**0**	**0**	**0.0**	**0**	**0**	**0.0**	**1**	**0.1**	**3**	**0**	**0**	**0**	**8**	**0**	**0.0**
HAINES, ROBERT H.																			
1960-61	24	92	208	44.2	-	-	-	58	108	53.7	209	8.7	-	-	-	-	-	242	10.1
1961-62	23	67	170	39.4	-	-	-	31	53	58.5	113	4.9	-	-	-	-	-	165	7.2
1962-63	25	38	107	35.5	-	-	-	23	31	74.2	103	4.1	-	-	-	-	-	99	3.9
TOTALS	**72**	**197**	**485**	**40.6**	-	-	-	**112**	**192**	**58.3**	**425**	**5.9**	-	-	-	-	-	**506**	**7.0**
HALL, BRIAN R.																			
1986-87	3	0	0	0.0	0	0	0	0	0	0.0	0	0.0	0	1	0	0	3	0	0.0
BE	3	0	0	0.0	0	0	0.0	0	0	0.0	0	0.0	0	0	0	1	3	0	0.0
HAMILTON, RICHARD C.																			
1996-97	32	174	451	38.6	70	186	37.6	91	115	78.4	138	4.3	88	95	11	40	980	509	15.9
BE	18	90	252	35.7	44	109	40.4	49	63	77.8	74	4.1	42	55	5	19	575	273	15.2
1997-98	37	270	614	44.0	99	245	40.4	156	185	84.3	163	4.4	87	83	8	54	1203	795	21.5
BE	18	134	322	41.6	47	122	38.5	82	93	88.2	83	4.6	44	39	3	23	597	397	22.1
1998-99	34	247	557	44.3	68	196	34.7	170	204	83.3	163	4.8	91	82	9	40	1091	732	21.5
BE	17	123	290	42.4	38	114	33.3	92	108	85.2	87	5.1	48	46	2	19	548	376	22.1
TOTALS	**103**	**691**	**1622**	**42.6**	**237**	**625**	**37.9**	**417**	**505**	**82.6**	**462**	**4.5**	**266**	**260**	**27**	**134**	**3274**	**2036**	**19.8**
BE	**53**	**347**	**864**	**40.1**	**129**	**345**	**37.4**	**223**	**264**	**84.5**	**244**	**4.6**	**134**	**140**	**10**	**61**	**1720**	**1046**	**19.7**
HANSON, ANTHONY C.																			
1973-74	27	114	249	45.8	-	-	-	39	77	50.6	146	5.4	55	-	-	-	-	267	9.9
1974-75	28	193	420	48.0	-	-	-	81	119	68.1	181	6.5	63	-	-	-	-	467	16.7
1975-76	29	224	453	49.4	-	-	-	106	149	1.1	208	7.2	102	-	-	-	-	554	19.1
1976-77	27	253	484	52.3	-	-	-	196	259	75.7	283	10.5	80	-	-	-	-	702	26.0
TOTALS	**111**	**784**	**1606**	**48.8**	-	-	-	**422**	**604**	**69.9**	**818**	**7.3**	**300**	-	-	-	-	**1990**	**17.9**
HARALSON, SCOTTIE																			
2008-09	17	8	28	28.6	7	26	26.9	0	0	0.0	5	0.3	3	2	0	2	70	23	1.4
BE	7	3	9	33.3	3	9	33.3	0	0	0.0	1	0.1	1	1	0	0	22	9	1.3
HARDNETT, MONQUENCIO R.																			
1996-97	33	76	185	41.1	14	38	36.8	36	50	72.0	60	1.8	45	72	1	14	513	202	6.1

ALL-TIME LETTERWINNERS

●Ten BIG EAST Regular Season Championships ● Six BIG EAST Tournament Championships ●



Nadav Henefeld 1989-90



Dan Hesford 1964-66



Karl Hobbs 1981-84



Ron Hrubala 1969-71

NAME	G	FG	FGA	PCT	3FG	3FGA	PCT	FT	FTA	PCT	REB	AVG	A	TO	B	S	MIN	PTS	AVG
BE	18	44	108	40.7	6	18	33.3	22	29	75.9	32	1.8	21	46	0	9	281	116	6.4
1997-98	37	70	167	41.9	8	31	25.8	52	77	67.5	99	2.7	56	45	5	30	599	200	5.4
BE	18	41	95	43.2	5	17	29.4	32	48	66.7	61	3.4	31	25	0	14	347	119	6.6
TOTALS	**70**	**146**	**352**	**41.5**	**22**	**69**	**31.9**	**88**	**127**	**69.2**	**159**	**2.3**	**101**	**117**	**6**	**44**	**1112**	**402**	**5.7**
BE	**36**	**85**	**203**	**41.9**	**11**	**35**	**31.4**	**54**	**77**	**70.1**	**93**	**2.6**	**52**	**71**	**0**	**23**	**628**	**235**	**6.5**
HARRIS, WILLIAM A.																			
1974-75	10	11	27	40.7	-	-	-	5	6	83.3	11	1.1	1	-	-	-	-	27	2.7
1975-76	18	22	49	44.9	-	-	-	9	10	90.0	15	0.8	9	-	-	-	-	53	2.9
TOTALS	**28**	**33**	**76**	**43.4**	-	-	-	**14**	**16**	**87.5**	**26**	**0.9**	**10**	-	-	-	-	**80**	**2.9**
HARRISON, EDWARD C.																			
1972-73	25	49	117	41.9	-	-	-	14	23	60.8	31	1.2	88	-	-	-	-	112	4.5
1973-74	23	17	42	40.5	-	-	-	10	17	58.8	13	0.6	45	-	-	-	-	44	1.9
TOTALS	**48**	**66**	**159**	**41.5**	-	-	-	**24**	**40**	**60.0**	**44**	**0.9**	**133**	-	-	-	-	**156**	**3.3**
HARRISON, E.J.																			
1997-98	18	8	19	42.1	2	6	33.3	5	8	62.5	11	0.6	6	5	0	8	102	23	1.3
BE	11	3	8	37.5	0	2	0.0	0	0	0.0	5	0.5	4	4	0	5	62	6	0.5
1998-99	26	20	44	45.5	3	9	33.3	6	10	60.0	21	0.8	22	16	3	18	210	49	1.9
BE	9	2	5	40.0	0	0	0.0	2	3	66.7	8	0.9	6	2	1	5	51	6	0.7
TOTALS	**44**	**28**	**63**	**44.4**	**5**	**15**	**33.3**	**11**	**18**	**61.1**	**32**	**0.7**	**28**	**21**	**3**	**26**	**312**	**72**	**1.6**
BE	**20**	**5**	**13**	**38.5**	**0**	**2**	**0.0**	**2**	**3**	**66.7**	**13**	**0.6**	**10**	**6**	**1**	**10**	**113**	**12**	**0.6**
HAYES, MICHAEL																			
2001-02	33	11	25	44.0	0	0	0.0	18	27	66.7	50	1.5	4	13	5	4	264	40	1.2
BE	16	5	15	33.3	0	0	0.0	12	17	70.6	33	2.1	2	6	3	4	132	22	1.4
2002-03	32	31	60	51.7	0	0	0.0	14	35	40.0	100	3.1	7	23	4	8	395	76	2.4
BE	15	6	11	54.5	0	0	0.0	3	5	60.0	30	2.0	4	9	2	3	133	15	1.0
TOTALS	**65**	**42**	**85**	**49.4**	**0**	**0**	**0.0**	**32**	**62**	**51.6**	**150**	**2.3**	**11**	**36**	**9**	**12**	**659**	**116**	**1.8**
BE	**31**	**11**	**26**	**42.3**	**0**	**0**	**0.0**	**15**	**22**	**68.2**	**63**	**2.0**	**6**	**15**	**5**	**7**	**265**	**37**	**1.2**
HAYWARD, ERIC O.																			
1992-93	25	37	61	60.7	0	0	0.0	18	34	52.9	64	2.6	7	18	14	5	295	92	3.7
BE	15	21	34	61.8	0	0	0.0	10	19	52.6	35	2.3	4	11	9	2	184	52	3.5
1993-94	34	37	79	46.8	0	0	0.0	41	64	64.1	142	4.2	15	31	29	16	554	115	3.4
BE	18	26	60	43.3	0	0	0.0	23	39	59.0	93	5.2	11	21	12	10	348	75	4.2
1994-95	33	32	49	65.3	0	0	0.0	36	52	69.2	76	2.3	11	27	15	10	356	100	3.0
BE	18	12	18	66.7	0	0	0.0	17	24	70.8	29	1.6	7	13	4	8	184	41	2.3
1995-96	35	30	62	48.4	0	0	0.0	57	76	75.0	114	3.3	12	33	11	15	529	117	3.3
BE	18	12	27	44.4	0	0	0.0	26	33	78.8	56	3.1	5	15	6	5	245	50	2.8
TOTALS	**127**	**136**	**251**	**54.2**	**0**	**0**	**0.0**	**152**	**226**	**67.3**	**396**	**3.1**	**45**	**109**	**69**	**46**	**1734**	**424**	**3.3**
BE	**69**	**71**	**139**	**51.1**	**0**	**0**	**0.0**	**76**	**115**	**66.1**	**213**	**3.1**	**27**	**60**	**31**	**25**	**961**	**218**	**3.2**
HAZELTON, SCOTT																			
2000-01	5	3	7	42.9	0	1	0.0	0	0	0.0	2	0.4	1	1	0	0	11	6	1.2
2001-02	32	30	74	40.5	1	12	8.3	15	19	78.9	60	1.9	3	19	7	6	272	76	2.4
BE	16	17	40	42.5	1	7	14.3	4	5	80.0	31	1.9	0	8	5	2	134	39	2.4
2002-03	5	10	17	58.8	0	2	0.0	3	6	50.0	10	2.0	5	3	2	2	60	23	4.6
TOTALS	**42**	**43**	**98**	**43.9**	**1**	**15**	**6.6**	**18**	**25**	**72.0**	**72**	**1.7**	**9**	**23**	**9**	**8**	**343**	**105**	**2.5**
HEFFERNAN, DANIEL																			
1947-48	4	5	-	-	-	-	-	1	-	-	-	-	-	-	-	-	-	11	2.7
1948-49	17	5	30	16.7	-	-	-	0	2	0.0	-	-	-	-	-	-	-	10	0.6
TOTALS	**21**	**10**	**-**	**-**	**-**	**-**	**-**	**1**	**-**	**-**	**-**	**-**	**-**	**-**	**-**	**-**	**-**	**21**	**1.0**
HENEFELD, NADAV																			
1989-90	37	149	309	48.2	43	114	37.7	88	117	75.2	208	5.6	106	86	22	138	1092	429	11.6
BE	16	63	144	43.8	22	62	35.5	53	68	77.9	92	5.8	50	59	10	40	530	201	12.6
HENRY, KEN																			
1983-84	22	21	46	45.7	-	-	-	9	13	69.2	31	1.4	4	8	3	1	154	51	2.3
BE	11	6	21	28.6	-	-	-	1	3	33.3	15	1.4	3	1	2	5	74	13	1.2
1984-85	6	6	13	46.2	-	-	-	3	6	50.0	11	1.8	1	6	0	0	65	15	2.5
TOTALS	**28**	**27**	**59**	**45.8**	-	-	-	**12**	**19**	**63.2**	**42**	**1.5**	**5**	**14**	**3**	**1**	**219**	**66**	**2.4**
HERBERT, EDWARD																			
1945-46	7	2	-	-	-	-	-	2	-	-	-	-	-	-	-	-	-	6	0.8
HERR, JOHN (MGR) 1952-53																			
HESFORD, DANIEL																			
1963-64	27	54	145	37.2	-	-	-	35	57	61.4	107	4.0	-	-	-	-	-	143	5.3
1964-65	26	116	256	45.3	-	-	-	42	61	68.9	188	7.2	-	-	-	-	-	274	10.6
1965-66	24	61	135	45.2	-	-	-	39	58	67.3	125	5.2	-	-	-	-	-	161	6.9
TOTALS	**77**	**231**	**536**	**43.1**	-	-	-	**116**	**176**	**65.9**	**420**	**5.5**	-	-	-	-	-	**578**	**7.5**
HICKEY, WILLIAM 1944-45																			
HOAGLAND, PHILLIP A.																			
1968-69	6	0	3	0.0	-	-	-	1	2	50.0	7	1.1	-	-	-	-	-	1	0.2
1969-70	21	17	40	42.4	-	-	-	31	37	83.8	46	2.2	12	-	-	-	-	65	3.1
1970-71	24	30	59	50.8	-	-	-	34	49	69.4	79	33	17	-	-	-	-	94	3.9
TOTALS	**51**	**47**	**102**	**46.1**	-	-	-	**66**	**88**	**75.0**	**132**	**2.6**	-	-	-	-	-	**160**	**3.1**
HOBBS, KARL																			
1980-81	29	67	147	45.6	-	-	-	48	61	78.7	44	1.5	136	91	3	37	747	182	6.3
BE	14	32	68	47.1	-	-	-	27	32	84.4	18	1.3	69	13	2	47	376	91	6.5
1981-82	28	51	104	49.0	-	-	-	41	53	77.4	33	1.2	106	60	5	41	747	143	5.1
BE	14	22	50	44.0	-	-	-	23	27	85.2	17	1.2	54	19	3	31	412	67	4.8
1982-83	28	124	233	53.2	-	-	-	82	99	828	46	1.6	114	95	2	47	863	330	11.8
BE	16	67	140	47.9	-	-	-	49	61	80.3	29	1.8	56	24	1	56	508	183	11.4
1983-84	28	93	224	41.5	-	-	-	59	77	76.6	62	2.2	178	75	3	37	979	245	8.8
BE	16	52	131	39.7	-	-	-	28	37	75.7	35	2.2	96	18	1	43	564	132	8.3
TOTALS	**113**	**335**	**708**	**47.3**	-	-	-	**230**	**290**	**79.3**	**185**	**1.6**	**534**	**321**	**13**	**162**	**3336**	**900**	**8.0**
BE	**60**	**173**	**389**	**44.5**	**-**	**-**	**-**	**127**	**157**	**80.9**	**99**	**1.7**	**275**	**74**	**7**	**177**	**1860**	**473**	**7.9**

NAME	G	FG	FGA	PCT	3FG	3FGA	PCT	FT	FTA	PCT	REB	AVG	A	TO	B	S	MIN	PTS	AVG
HOLOWATY, WILLIAM P.																			
1964-65	20	44	111	36.4	-	-	-	13	23	56.5	94	4.7	-	-	-	-	-	101	5.1
1965-66	23	67	146	45.9	-	-	-	16	27	59.3	130	5.7	-	-	-	-	-	150	6.5
1966-67	24	87	187	46.5	-	-	-	47	69	68.1	195	8.1	-	-	-	-	-	221	9.2
TOTALS	**67**	**198**	**44**	**44.6**	-	-	-	**76**	**119**	**63.7**	**419**	**6.3**	-	-	-	-	-	**472**	**7.0**
HOOD, JAMES (MGR) 1959-60																			
HORNAT, ALEX																			
2007-08	2	0	0	0.0	0	0	0.0	0	0	0.0	1	0.5	0	0	0	0	3	0	0.0
HRUBALA, RONALD R.																			
1968-69	23	145	351	41.4	-	-	-	81	126	64.3	246	10.3	-	-	-	-	-	371	16.1
1969-70	23	108	267	40.4	-	-	-	55	83	66.3	269	11.7	19	-	-	-	-	271	11.8
1970-71	24	110	261	42.1	-	-	-	52	83	62.7	261	10.9	14	-	-	-	-	272	11.3
TOTALS	**70**	**363**	**879**	**41.3**	-	-	-	**188**	**292**	**64.4**	**776**	**11.1**	-	-	-	-	-	**914**	**13.1**
HULTEEN, WILLIAM H.																			
1960-61	20	15	33	45.5	-	-	-	13	18	72.2	36	1.8	-	-	-	-	-	43	2.2
1961-62	9	6	24	24.0	-	-	-	3	6	50.0	22	2.4	-	-	-	-	-	15	1.7
1962-63	19	18	52	36.7	-	-	-	19	24	79.2	47	2.5	-	-	-	-	-	55	2.9
TOTALS	**48**	**39**	**109**	**35.8**	-	-	-	**35**	**48**	**72.9**	**105**	**2.2-**	-	-	-	-	-	**113**	**2.4**
HYMAN, J. 1929-30																			
IERARDI, RICHARD (MGR) 1983-84, 1984-85, 1985-86, 1986-87, 1987-88																			
INYATKIN, RUSLAN V.																			
1994-95	13	4	10	40.0	0	1	0.0	0	0	0.0	10	0.8	2	2	3	3	30	8	0.6
BE	6	1	2	50.0	0	0	0.0	0	0	0.0	2	0.3	0	1	0	1	7	2	0.3
1995-96	27	20	41	48.8	1	2	50.0	14	23	60.9	26	1.0	4	14	1	4	160	55	2.0
BE	12	7	17	41.2	1	1	100.0	3	4	75.0	8	0.7	0	3	0	1	49	18	1.5
1996-97	14	3	11	27.3	0	0	0.0	2	5	40.0	9	0.6	1	7	4	4	75	8	0.6
BE	3	1	1	100.0	0	0	0.0	2	4	50.0	3	1.0	0	2	1	1	32	4	1.3
TOTALS	**54**	**27**	**62**	**43.5**	**1**	**3**	**33.3**	**16**	**28**	**57.1**	**45**	**0.8**	**7**	**23**	**8**	**11**	**265**	**71**	**1.3**
BE	**21**	**9**	**20**	**45.0**	**1**	**1**	**100.0**	**5**	**8**	**62.5**	**13**	**0.6**	**0**	**6**	**1**	**3**	**88**	**24**	**1.1**
ITHIER, VICENTE																			
1982-83	17	16	27	59.3	-	-	-	5	15	33.3	11	0.7	8	7	2	8	99	37	2.2
BE	11	14	23	60.9	-	-	-	5	13	38.5	11	1.0	8	6	1	7	92	33	3.0
1983-84	21	12	44	27.6	-	-	-	10	18	55.6	13	0.6	23	9	1	8	145	34	1.6
BE	14	11	36	30.6	-	-	-	7	11	63.6	4	0.3	12	6	0	4	89	29	2.1
TOTALS	**38**	**28**	**71**	**39.4**	-	-	-	**15**	**33**	**45.5**	**24**	**0.6**	**31**	**16**	**3**	**16**	**244**	**71**	**1.8**
BE	**25**	**25**	**59**	**42.4**	**-**	**-**	**-**	**12**	**24**	**50.0**	**15**	**0.6**	**20**	**12**	**1**	**11**	**181**	**62**	**2.5**
JANIGA, THADDEUS 1935-36, 1936-37, 1937-38																			
JASKIEWICZ, LEONARD																			
1945-46	9	27	-	-	-	-	-	13	-	-	-	-	-	-	-	-	-	67	7.4
1946-47	4	1	-	-	-	-	-	0	-	-	-	-	-	-	-	-	-	2	0.5
TOTALS	**13**	**28**	-	-	-	-	-	**13**	-	-	-	-	-	-	-	-	-	**69**	**5.3**
JASKILKA, SAMUEL 1940-41, 1941-42																			
JESTER, RICHARD 1942-43																			
JOHNSON, ALBERT L. JR.																			
1976-77	23	4	22	18.2	-	-	-	5	9	55.6	18	0.6	2	-	-	-	-	13	0.6
1977-78	23	23	51	45.1	-	-	-	3	6	50.0	34	1.5	11	-	-	-	-	49	2.1
1978-79	10	3	6	50.0	-	-	-	0	0	0.0	3	0.3	0	-	-	1	31	6	0.6
TOTALS	**56**	**30**	**79**	**38.0**	-	-	-	**8**	**15**	**53.3**	**55**	**1.0**	**13**	-	-	-	-	**68**	**1.2**
JOHNSON, CLAY A.																			
1978-79	28	71	175	40.6	-	-	-	35	47	74.5	42	1.5	67	-	-	34	701	177	6.3
1979-80	29	68	154	44.2	-	-	-	36	49	73.5	56	1.9	79	-	-	38	748	172	5.9
BE	6	18	36	50.0		-	-	15	23	65.2	10	1.7	15	5	2	15	166	51	8.5
TOTALS	**57**	**138**	**329**	**41.9**	-	-	-	**71**	**96**	**74.0**	**98**	**1.7**	**146**	**-**	**-**	**72**	**1449**	**349**	**6.1**
JOHNSON, CURTIS C.																			
1972-73	18	12	19	63.2	-	-	-	9	13	69.2	13	0.7	6	-	-	-	-	33	1.8
1973-74	7	2	7	28.6	-	-	-	0	0	0.0	7	1.0	0	-	-	-	-	4	0.6
1974-75	21	5	22	22.7	-	-	-	10	14	71.4	12	0.6	6	-	-	-	-	20	1.0
TOTALS	**46**	**19**	**48**	**39.6**	-	-	-	**19**	**27**	**70.4**	**32**	**0.7**	**12**	-	-	-	-	**57**	**1.2**
JOHNSON, MARCUS																			
2005-06	20	30	54	55.6	5	9	55.6	11	29	37.9	29	1.5	13	13	5	17	177	76	3.8
BE	8	3	9	33.3	1	2	50.0	1	6	16.7	5	0.6	2	2	1	3	32	8	1.0
2006-07	31	70	146	47.9	4	15	26.7	28	56	50.0	93	3.0	26	41	15	31	517	172	5.5
BE	16	25	54	46.3	2	4	50.0	5	17	29.4	34	2.1	6	17	3	13	196	57	3.6
TOTALS	**51**	**100**	**200**	**50.0**	**9**	**24**	**37.5**	**39**	**85**	**45.9**	**122**	**2.4**	**39**	**54**	**20**	**48**	**694**	**248**	**4.9**
BE	**24**	**28**	**63**	**44.4**	**3**	**6**	**50.0**	**6**	**23**	**26.1**	**39**	**1.6**	**8**	**19**	**4**	**16**	**228**	**65**	**2.7**
JOHNSON, RUDY																			
1991-92	1	0	1	0.0	0	0	0.0	0	0	0.0	2	2.0	1	0	0	0	8	0	0.0
1992-93	28	31	79	39.2	4	17	23.5	9	21	42.9	59	2.1	18	24	12	16	324	75	2.7
BE	18	22	51	43.2	3	9	33.3	4	11	36.4	36	2.0	11	17	6	7	213	51	2.8
1993-94	23	11	29	37.9	0	3	0.0	8	15	53.3	24	1.0	8	17	2	10	152	30	1.3
BE	8	2	6	33.3	0	1	0.0	1	3	33.3	4	0.5	0	1	0	0	24	5	0.6
1994-95	32	32	66	48.5	4	12	333	16	26	57.7	44	1.4	15	26	4	18	275	83	2.6
BE	18	17	36	47.2	0	6	0.0	7	12	58.3	25	1.4	6	19	2	5	150	41	2.3
1995-96	35	107	197	54.3	12	33	36.4	37	49	75.5	94	2.7	60	40	5	38	656	263	7.5
BE	18	46	93	49.5	3	15	20.0	24	33	72.7	45	2.5	30	25	2	19	346	119	6.6
TOTALS	**119**	**181**	**372**	**48.7**	**20**	**65**	**30.8**	**70**	**111**	**63.1**	**223**	**1.9**	**102**	**107**	**23**	**82**	**1415**	**451**	**3.8**
BE	**62**	**87**	**186**	**46.8**	**6**	**31**	**19.4**	**36**	**59**	**62.1**	**110**	**1.8**	**47**	**62**	**10**	**31**	**733**	**216**	**3.5**
JOHNSON, STUART 1943-44, 1947-48																			
1946-47	15	15	-	-	-	-	-	3	-	-	-	-	-	-	-	-	-	33	2.2

ALL-TIME LETTERWINNERS

● 2004, 1999 NCAA National Champions ● 2009, 2004, 1999 NCAA Final Four ●



Rudy Johnson 1992-96



Rashamel Jones 1996-99



Earl Kelley 1983-86



Bruce Kuczenski 1980-83

NAME	G	FG	FGA	PCT	3FG	3FGA	PCT	FT	FTA	PCT	REB	AVG	A	TO	B	S	MIN	PTS	AVG
JONES, PHILIP																			
1951-52	19	22	81	27.2	-	-	-	8	8	100.0	19	1.0	3	-	-	-	-	52	2.7
1952-53	17	25	68	36.8	-	-	-	9	16	56.3	9	0.5	19	-	-	-	-	59	3.8
1953-54	25	62	-	-	-	-	-	32	-	-	-	-	-	-	-	-	-	156	6.2
TOTALS	**61**	**109**	**-**	**-**	-	-	-	**49**	-	-	-	-	-	-	-	-	**-**	**267**	**4.4**
JONES, RASHAMEL L.																			
1995-96	34	73	182	40.1	21	67	31.3	22	35	62.9	64	1.9	31	36	0	22	491	189	5.6
BE	17	26	66	39.4	7	29	24.1	8	13	61.5	20	1.2	15	14	0	7	211	67	3.9
1996-97	31	148	352	42.0	55	154	35.7	51	74	68.9	144	4.6	55	72	4	47	1028	402	13.0
BE	16	70	181	38.7	22	80	27.5	25	36	69.4	81	5.1	31	45	1	22	554	187	11.7
1997-98	35	59	139	42.4	10	43	23.3	25	41	61.0	93	2.7	27	41	5	26	500	153	4.4
BE	17	25	67	37.3	2	19	10.5	4	11	36.4	40	2.4	10	20	3	15	216	56	3.3
1998-99	32	47	91	51.6	1	9	11.1	18	29	62.1	53	1.7	24	25	2	27	322	113	3.5
BE	14	17	35	48.6	0	5	0.0	7	12	58.3	14	1.0	5	9	0	4	126	41	2.9
TOTALS	**132**	**327**	**764**	**42.8**	**87**	**274**	**31.8**	**116**	**179**	**64.8**	**354**	**2.7**	**137**	**174**	**11**	**122**	**2341**	**857**	**6.5**
BE	**64**	**138**	**349**	**39.5**	**31**	**133**	**23.3**	**44**	**72**	**61.1**	**155**	**2.4**	**61**	**88**	**4**	**48**	**1107**	**351**	**5.5**
KANE, PETE																			
1995-96	9	0	2	0.0	0	1	0.0	0	0	0.0	0	0.0	0	3	0	0	10	0	0.0
BE	2	0	0	0.0	0	0	0.0	0	0	0.0	0	0.0	0	2	0	0	2	0	0.0
KAPLAN 1935-36																			
KASPAR, PAUL																			
1955-56	28	118	-	-	-	-	-	72	-	-	-	-	-	-	-	-	-	308	11.1
1956-57	19	36	96	37.4	-	-	-	18	37	48.8	64	3.4	-	-	-	-	-	90	4.7
1957-58	22	105	266	39.6	-	-	-	60	78	77.0	148	6.7	-	-	-	-	-	270	12.3
TOTALS	**69**	**259**	-	-	-	-	-	**150**	-	-	-	-	-	-	-	-	-	**668**	**9.9**
KATZ, GILAD O.																			
1990-91	21	22	40	55.0	13	26	50.0	4	7	57.1	13	0.6	22	20	0	13	162	61	2.9
BE	11	12	19	63.2	9	13	69.2	2	3	66.7	4	0.4	4	5	0	13	66	35	3.2
1991-92	4	2	7	28.6	0	2	0.0	0	0	0.0	1	0.3	0	1	0	0	15	4	1.0
BE	3	2	4	50.0	0	1	0.0	0	0	0.0	1	0.3	0	1	0	1	11	4	1.3
TOTALS	**25**	**24**	**47**	**51.1**	**13**	**28**	**46.4**	**4**	**7**	**57.1**	**14**	**0.6**	**22**	**21**	**0**	**13**	**177**	**65**	**2.6**
BE	**14**	**14**	**23**	**60.9**	**9**	**14**	**64.3**	**2**	**3**	**66.7**	**5**	**0.4**	**4**	**6**	**0**	**14**	**77**	**39**	**2.8**
KAZAR, ANDREW (MGR) 1941-42																			
KELLEY, EARL																			
1982-83	27	169	379	44.6	-	-	-	113	152	74.3	61	2.3	64	55	0	41	853	451	16.7
BE	15	101	232	43.5	-	-	-	69	90	76.7	39	2.6	35	22	0	38	519	271	18.1
1983-84	18	91	212	42.9	-	-	-	77	94	81.9	39	2.2	55	51	2	23	555	259	14.4
BE	8	34	86	39.5	-	-	-	33	40	82.5	12	1.5	21	10	1	26	231	101	12.6
1984-85	28	182	371	49.1	-	-	-	107	125	85.6	67	2.4	134	81	0	31	979	471	16.8
BE	16	124	247	50.2	-	-	-	63	70	90.0	35	2.2	65	20	0	46	592	311	19.4
1985-86	21	135	284	47.5	-	-	-	141	162	87.0	68	3.2	135	66	3	31	763	411	19.6
BE	10	63	121	52.1	-	-	-	64	73	87.7	23	2.3	55	16	1	31	368	190	19.0
TOTALS	**94**	**577**	**1246**	**46.3**	-	-	-	**438**	**533**	**82.2**	**235**	**2.5**	**388**	**253**	**5**	**126**	**3150**	**1592**	**16.9**
BE	**49**	**322**	**686**	**46.9**	**-**	**-**	**-**	**229**	**273**	**83.9**	**109**	**2.2**	**176**	**68**	**2**	**141**	**1710**	**873**	**17.8**
KELLOGG, ANTONIO																			
2004-05	29	30	86	34.9	12	43	27.9	21	33	63.6	60	2.1	63	42	1	23	418	93	3.2
BE	16	7	33	21.2	2	14	14.3	9	13	69.2	25	1.6	23	24	1	8	191	25	1.6
KELLY, CURTIS																			
2006-07	27	30	54	55.6	0	0	0.0	14	29	48.3	68	2.5	5	25	19	4	251	74	2.7
BE	14	9	27	33.3	0	0	0.0	9	15	60.0	36	2.6	1	14	11	2	117	27	1.9
2007-08	24	17	40	42.5	0	0	0.0	15	28	53.6	42	1.8	9	12	8	1	183	49	2.0
BE	11	1	4	25.0	0	0	0.0	2	4	50.0	14	1.3	3	2	4	1	53	4	0.4
TOTALS	**51**	**47**	**94**	**50.0**	**0**	**0**	**0.0**	**29**	**57**	**50.9**	**110**	**2.2**	**14**	**37**	**27**	**5**	**434**	**123**	**2.4**
BE	**25**	**10**	**31**	**32.3**	**0**	**0**	**0.0**	**11**	**19**	**57.9**	**50**	**2.0**	**4**	**16**	**15**	**3**	**170**	**31**	**1.2**
KELLY, LAWRENCE T.																			
1974-75	23	29	86	33.7	-	-	-	18	28	64.3	68	3.0	1	-	-	-	-	76	3.3
1975-76	25	36	84	42.9	-	-	-	8	22	36.4	67	2.7	4	-	-	-	-	80	3.2
TOTALS	**48**	**65**	**170**	**38.2**	-	-	-	**26**	**50**	**52.0**	**135**	**2.8**	**5**	-	-	-	-	**156**	**3.3**
KELLY, PETER J.																			
1958-59	23	28	86	32.6	-	-	-	28	46	60.8	54	2.3	-	-	-	-	-	84	3.7
1959-60	24	26	64	40.6	-	-	-	22	46	47.8	51	2.1	-	-	-	-	-	74	3.1
1960-61	24	82	171	48.0	-	-	-	84	137	61.3	151	6.3	-	-	-	-	-	248	10.3
TOTALS	**71**	**136**	**321**	**42.4**	-	-	-	**134**	**229**	**58.5**	**256**	**3.6**	-	-	-	-	-	**406**	**5.7**
KENNEDY, J. (MGR) 1933-34																			
KENNY, MATTHEW (MGR) 1993-94, 1994-95, 1995-96, 1996-97																			
KENT, MICHELLE (MGR) 2002-03, 2003-04, 2004-05																			
KIBBE, KARSTEN																			
1986-87	1	0	0	0.0	0	0	0.0	0	0	0.0	0	0.0	0	0	0	0	1	0.0	1.0
1987-88	5	0	3	0.0	0	0	0.0	1	2	50.0	1	0.2	0	1	0	0	9	1	0.2
TOTALS	**6**	**0**	**3**	**0.0**	**0**	**0**	**0.0**	**1**	**2**	**50.0**	**1**	**0.2**	**0**	**1**	**0**	**0**	**10**	**1**	**0.2**
KIERNAN, RICHARD																			
1954-55	19	12	48	25.0	-	-	-	4	9	44.4	47	2.6	-	-	-	-	-	28	1.5
1955-56	21	15	-	-	-	-	-	13	-	-	-	-	-	-	-	-	-	43	2.0
TOTALS	**40**	**27**	**-**	**-**	**-**	**-**	**-**	**17**	**-**	**-**	**-**	**-**	**-**	**-**	**-**	**-**	**-**	**71**	**1.8**
KIMBALL, THOMAS (TOBY)																			
1962-63	24	143	297	48.1	-	-	-	76	117	64.9	375	15.6	-	-	-	-	-	362	15.1
1963-64	27	203	397	51.1	-	-	-	138	202	68.3	466	17.3	-	-	-	-	-	544	20.1
1964-65	23	177	311	57.0	-	-	-	101	157	64.3	483	21.0	-	-	-	-	-	455	19.8
TOTALS	**74**	**523**	**1005**	**52.0**	-	-	-	**315**	**476**	**66.2**	**1324**	**17.9**	-	-	-	-	-	**1361**	**18.4**
KING, DAVID C.																			
1959-60	21	37	95	38.9	-	-	-	13	20	65.0	51	2.4	-	-	-	-	-	85	4.0
1960-61	24	82	171	48.0	-	-	-	84	137	61.3	151	6.3	-	-	-	-	-	248	10.3
TOTALS	**45**	**119**	**266**	**44.7**	-	-	-	**97**	**157**	**61.8**	**202**	**4.5**	-	-	-	-	-	**333**	**7.4**
KING, EUGENE																			
1951-52	17	8	27	29.6	-	-	-	9	14	64.4	38	2.2	4	-	-	-	-	25	1.5
1952-53	21	77	230	33.3	-	-	-	39	60	65.1	130	6.2	-	-	-	-	-	193	9.2
1956-57	5	4	14	28.6	-	-	-	1	2	50.0	4	0.8	-	-	-	-	-	9	1.8
1957-58	21	40	89	45.0	-	-	-	20	29	69.0	50	2.4-	-	-	-	-	-	100	4.8
TOTALS	**64**	**129**	**360**	**35.8**	-	-	-	**69**	**105**	**65.7**	**222**	**3.5**	-	-	-	-	-	**327**	**5.1**
KING, HOWARD (MGR) 1961-62																			
KING, JEFF S.																			
1984-85	24	21	60	35.0	-	-	-	10	19	52.6	37	1.5	3	21	11	5	217	52	2.2
BE	13	6	20	30.0	-	-	-	5	13	38.5	12	0.9	0	1	2	4	83	17	1.3
1985-86	27	39	100	39.0	-	-	-	45	54	83.3	94	3.5	11	15	15	10	390	123	4.4
BE	15	24	62	38.7	-	-	-	17	22	77.3	49	3.3	4	5	5	12	215	65	4.3
1986-87	28	124	249	49.8	0	0	0.0	81	113	71.7	153	5.5	20	60	48	22	890	329	11.8
BE	16	60	129	46.5	0	0	0.0	40	58	69.0	78	4.9	9	13	23	38	480	177	11.1
1987-88	33	76	170	44.7	0	0	0.0	49	69	71.0	113	3.4	27	42	29	18	681	201	6.1
BE	15	30	68	44.1	0	0	0.0	17	22	77.3	46	3.1	10	6	8	17	299	77	5.1
TOTALS	**112**	**260**	**579**	**44.9**	-	-	-	**185**	**255**	**72.5**	**397**	**3.6**	**61**	**138**	**103**	**55**	**2178**	**705**	**6.3**
BE	**59**	**120**	**279**	**43.0**	**0**	**0**	**0.0**	**79**	**115**	**68.7**	**185**	**3.1**	**23**	**25**	**38**	**71**	**1077**	**336**	**5.7**
KING, KIRKLAND M.																			
1993-94	32	22	49	44.9	0	0	0.0	4	15	26.7	78	2.4	8	18	15	7	214	48	1.5
BE	18	3	8	37.5	0	0	0.0	1	4	25.0	15	0.8	5	7	3	2	70	7	0.4
1994-95	33	44	86	51.2	0	1	0.0	17	24	70.8	90	2.7	6	22	11	9	334	105	3.2
BE	18	24	49	49.0	0	1	0.0	12	14	85.7	44	2.4	4	10	5	4	186	60	3.3
1995-96	35	142	247	57.5	0	0	0.0	62	90	68.9	219	6.3	34	51	56	12	893	346	9.9
BE	18	80	132	60.6	0	0	0.0	40	53	75.5	115	6.4	22	22	34	6	501	200	11.1
1996-97	14	65	133	48.9	0	3	0.0	35	50	70.0	107	7.6	16	35	31	7	413	165	11.8
BE	6	26	57	45.6	0	3	0.0	10	14	71.4	43	7.2	7	17	13	2	180	62	10.3
TOTALS	**114**	**273**	**515**	**53.0**	**0**	**4**	**0.0**	**118**	**179**	**65.9**	**494**	**4.3**	**64**	**126**	**113**	**35**	**1854**	**664**	**5.8**
BE	**60**	**133**	**246**	**54.1**	**0**	**4**	**0.0**	**63**	**85**	**74.1**	**217**	**3.6**	**38**	**56**	**55**	**14**	**937**	**329**	**5.5**
KLAIBER, ANTRIC E.																			
1995-96	28	7	41	17.1	1	4	25.0	7	16	43.8	47	1.7	6	14	7	4	160	22	0.8
BE	15	4	10	40.0	1	1	1.000	1	5	20.0	12	0.8	1	7	1	2	54	10	0.7
1996-97	32	34	63	54.0	0	0	0.0	24	50	48.0	84	2.6	5	24	14	12	441	92	2.9
BE	17	17	29	58.6	0	0	0.0	14	23	60.9	35	2.1	2	12	7	10	225	48	2.8
1997-98	32	38	66	57.6	0	1	0.0	19	27	70.4	87	2.7	9	39	25	11	431	95	3.0
BE	14	15	22	68.2	0	0	0.0	8	13	61.5	35	2.5	3	22	11	6	169	38	2.7
1998-99	23	5	17	29.4	0	1	0.0	5	8	62.5	22	1.0	2	8	4	2	74	15	0.7
BE	11	2	7	28.6	0	0	0.0	4	6	66.7	15	1.4	1	6	3	2	42	8	0.7
TOTALS	**115**	**84**	**187**	**44.9**	**1**	**6**	**16.7**	**55**	**101**	**54.5**	**240**	**2.1**	**22**	**85**	**50**	**29**	**1106**	**224**	**2.0**
BE	**57**	**38**	**68**	**55.9**	**1**	**1**	**1.00**	**27**	**47**	**57.4**	**97**	**1.7**	**7**	**47**	**22**	**20**	**490**	**104**	**1.8**
KLECKNER, MELVIN																			
1950-51	24	26	91	28.5	-	-	-	16	37	43.2	95	4.0	19	-	-	-	-	68	2.8
1951-52	25	29	91	31.9	-	-	-	17	36	47.3	94	3.6	11	-	-	-	-	75	3.0
1952-53	21	65	169	38.4	-	-	-	60	105	57.1	142	6.8	-	-	-	-	-	190	9.0
TOTALS	**70**	**120**	**351**	**34.2**	-	-	-	**93**	**178**	**52.2**	**331**	**4.7**	**-**	-	-	-	-	**333**	**4.8**
KLUCZWSKI, DAVID (MGR) 2002-03																			
KNECHT, GERALD (MGR) 2002-03																			
KNIGHT, TRAVIS J.																			
1992-93	24	29	63	46.0	0	5	0.0	11	27	40.7	61	2.5	9	27	23	6	278	69	2.9
BE	14	21	33	63.6	0	4	0.0	6	13	46.2	28	2.0	7	16	8	5	151	48	3.4
1993-94	33	36	82	43.9	0	0	0.0	9	18	50.1	97	2.9	24	21	32	13	391	81	2.5
BE	17	21	42	50.0	0	0	0.0	6	10	60.0	51	3.0	14	8	17	5	201	48	2.8
1994-95	33	129	231	55.8	0	0	0.0	41	63	65.1	272	8.2	38	54	56	29	768	299	9.1
BE	18	73	123	59.3	0	0	0.0	24	32	75.0	150	8.3	20	29	29	19	436	170	9.4
1995-96	34	126	242	52.1	0	0	0.0	59	85	69.4	317	9.3	71	77	68	24	948	311	9.1
BE	18	60	117	51.3	0	0	0.0	30	44	68.2	161	8.9	30	51	39	12	522	150	8.3
TOTALS	**124**	**320**	**618**	**51.8**	**0**	**0**	**0.0**	**120**	**193**	**62.2**	**747**	**6.0**	**142**	**179**	**179**	**72**	**2385**	**760**	**6.1**
BE	67	175	315	55.6	0	4	0.0	66	99	66.7	390	5.8	71	104	93	41	1310	416	6.2
KOSIKOWSKY, FRANK 1936-37, 1937-38, 1938-39																			
KOSKI, STEPHEN																			
1968-69	15	55	120	45.8	-	-	-	12	31	38.7	135	9.0	**-**	-	-	-	-	122	8.1
1969-70	20	27	67	40.3	-	-	-	17	27	63.0	69	3.5	9	-	-	-	-	71	3.6
TOTALS	**35**	**82**	**187**	**43.9**	-	-	-	**29**	**58**	**50.0**	**204**	**5.8**	**-**	-	-	-	-	**193**	**5.5**
KREUSSER, JOHN F.																			
1975-76	6	4	9	44.4	-	-	-	2	3	66.7	5	0.9	1	-	-	-	-	10	1.7
1976-77	7	1	2	50.0	-	-	-	2	2	100.0	3	0.4	1	-	-	-	-	4	0.6
TOTALS	**13**	**5**	**11**	**45.5**	-	-	-	**4**	**5**	**80.0**	**8**	**61.5**	**2**	-	-	-	-	**14**	**1.1**
KUCZENSKI, BRUCE																			
1979-80	29	52	115	45.2	-	-	-	43	61	70.5	107	3.7	17	-	-	19	473	147	5.1
BE	6	10	19	52.6	-	-	-	8	11	72.7	18	3.0	3	4	1	2	91	28	4.7
1980-81	29	30	51	58.8	-	-	-	28	37	75.7	63	2.2	15	22	14	6	317	88	3.0
BE	14	12	23	52.2	-	-	-	5	11	45.5	21	1.5	6	0	1	8	114	30	2.1
1981-82	28	38	91	41.8	-	-	-	27	46	58.7	93	3.3	10	26	13	11	474	103	3.7
BE	14	13	37	35.1	-	-	-	11	15	73.3	33	2.4	6	2	6	9	206	37	2.6
1982-83	28	105	241	43.6	-	-	-	63	81	77.8	189	6.8	26	64	24	27	826	273	9.8
BE	16	79	166	47.6	-	-	-	40	49	81.6	121	7.6	15	14	13	33	515	198	12.4
TOTALS	**114**	**225**	**498**	**45.2**	-	-	-	**161**	**225**	**71.6**	**452**	**4.0**	**68**	**-**	**-**	**63**	**2090**	**611**	**5.4**
BE	**50**	**114**	**245**	**46.5**	**-**	**-**	**-**	**64**	**86**	**74.4**	**193**	**3.9**	**30**	**20**	**21**	**52**	**926**	**293**	**5.9**
LAMOUREAUX, EUGENE 1929-30																			
LAMSON, ARROLL L. 1931-32, 1932-33																			

ALL-TIME LETTERWINNERS

●Ten BIG EAST Regular Season Championships ● Six BIG EAST Tournament Championships ●



Randy LaVigne 1976-79



Peter Lind 1949-50



Oliver Macklin 1990-93



Gerald Manning 1961-63

NAME	G	FG	FGA	PCT	3FG	3FGA	PCT	FT	FTA	PCT	REB	AVG	A	TO	B	S	MIN	PTS	AVG
LANES, VASSILIS																			
1987-88	5	5	6	83.3	0	0	0.0	1	2	50.0	3	0.6	0	3	0	0	13	11	2.2
LAVIGNE, RANDALL J.																			
1975-76	29	33	70	47.1	-	-	-	9	19	47.4	36	1.2	28	-	-	-	-	75	2.6
1976-77	26	86	166	51.8	-	-	-	32	42	76.2	112	4.3	93	-	-	-	-	204	7.8
1977-78	22	65	140	46.4	-	-	-	32	40	80.0	79	3.6	68	-	-	-	-	162	7.4
1978-79	29	124	248	50.0	-	-	-	63	74	85.1	100	3.4	112	-	-	56	838	311	10.7
TOTALS	**106**	**308**	**624**	**49.4**	-	-	-	**136**	**175**	**77.7**	**327**	**3.1**	**301**	-	-	-	-	**752**	**7.1**
LAWTON, ROGER B.																			
1972-73	11	5	6	83.3	-	-	-	3	3	100.0	11	1.0	4	-	-	-	-	13	1.2
1973-74	6	0	2	0.0	-	-	-	0	0	0.0	3	0.5	0	-	-	-	-	0	0.0
1974-75	10	4	5	80.0	-	-	-	0	1	0.0	8	0.8	0	-	-	-	-	8	0.8
TOTALS	**27**	**9**	**13**	**69.2**	-	-	-	**3**	**4**	**75.0**	**22**	**0.8**	**4**	-	-	-	-	**24**	**0.9**
LEBLANC, MICHAEL J.																			
1996-97	18	10	20	50.0	5	10	50.0	7	14	50.0	8	0.4	1	6	0	1	72	32	1.8
BE	12	6	15	40.0	5	10	50.0	6	11	54.5	6	0.5	1	5	0	0	58	23	1.9
LEOFFLER, ALBERT 1935-36, 1936-37, 1937-38																			
LEVITOW, LEON 1930-31, 1931-32, 1932-33																			
LEWIS, ALFRED C.																			
1976-77	27	21	54	38.9	-	-	-	8	17	47.1	72	2.7	7	-	-	-	-	50	1.9
1977-78	26	61	157	38.9	-	-	-	27	41	65.9	118	4.5	29	-	-	-	-	149	5.7
1978-79	8	3	6	50.0	-	-	-	1	4	25.0	8	1.0	2	-	-	0	32	7	0.9
1979-80	11	4	21	19.0	-	-	-	1	4	25.0	17	1,5	8	-	-	6	70	9	0.8
BE	2	0	1	0.0	-	-	-	0	0	0.0	0	0.0	1	0	0	0	2	0	0.0
TOTALS	**72**	**89**	**238**	**37.4**	-	-	-	**37**	**66**	**56.1**	**215**	**3.**	**46**	-	-	-	-	**215**	**3.0**
LEWIS, EUGENE 1933-34, 1934-35, 1935-36																			
LEWIS, JEFF S.																			
1986-87	2	0	0	0.0	0	0	0.0	0	9	0.0	0	0.0	0	0	0	0	2	0	0.0
LIBERTOFF, KENNETH																			
1963-64	17	14	33	42.4	-	-	-	3	6	50.0	35	2.1	-	-	-	-	-	31	1.8
1964-65	17	11	23	47.8	-	-	-	7	13	53.8	17	1.0	-	-	-	-	-	29	1.7
1965-66	17	27	54	50.0	-	-	-	11	12	91.7	2	1.9	-	-	-	-	-	65	3.8
TOTALS	**51**	**52**	**110**	**47.3**	-	-	-	**21**	**31**	**67.7**	**54**	**1.1**	-	-	-	-	-	**125**	**2.5**
LIGNELLI, CHARLES J. (MGR) 1973-74																			
LIND, PETER																			
1948-49	25	94	261	36.0	-	-	-	55	79	69.6	-	-	-	-	-	-	-	243	9.7
1949-50	25	86	267	32.2	-	-	-	42	70	60.0	-	-	-	-	-	-	-	214	8.5
TOTALS	**50**	**180**	**528**	**34.1**	-	-	-	**97**	**149**	**65.1**	-	-	-	-	-	-	-	**457**	**9.1**
LINDNER, JOHN																			
2007-08	3	0	1	0.0	0	0	0.0	1	2	50.0	0	0.0	0	2	0	1	4	1	0.3
BE	1	0	0	0.0	0	0	0.0	0	0	0.0	0	0.0	0	1	0	0	1	0	0.0
2008-09	4	0	0	0.0	0	0	0.0	0	2	0.0	2	0.5	0	0	0	0	5	0	0.0
BE	1	0	0	0.0	0	0	0.0	0	2	0.0	2	0.5	0	0	0	0	1	0	0.0
TOTALS	**7**	**0**	**1**	**0.0**	**0**	**0**	**0.0**	**1**	**4**	**25.0**	**2**	**0.3**	**0**	**2**	**0**	**1**	**9**	**1**	**0.1**
BE	**2**	**0**	**0**	**0.0**	**0**	**0**	**0.0**	**0**	**0**	**0.0**	**0**	**0.0**	**0**	**1**	**0**	**0**	**2**	**0**	**0.0**
LIPMAN, NATHAN 1932-33, 1933-34, 1934-35																			
LIPTAK, EDWARD																			
1949-50	22	26	87	29.8	-	-	-	15	24	62.5	-	-	-	-	-	-	-	67	2.6
1950-51	7	16	63	25.4	-	-	-	8	11	72.7	25	3.6	7	-	-	-	-	40	5.7
TOTALS	**29**	**42**	**150**	**28.0**	-	-	-	**23**	**35**	**65.7**	-	-	-	-	-	-	-	**107**	**3.7**
LITSKY, FRANK (MGR) 1944-45																			
LONG, DENNIS M.																			
1976-77	5	0	3	0.0	-	-	-	0	0	0.0	2	0.4	0	-	-	-	-	0	0.0
1977-78	9	2	6	33.3	-	-	-	0	1	0.0	2	0.2	3	-	-	-	-	4	0.4
1978-79	6	3	6	50.0	-	-	-	2	2	100.0	0	0.0	1	-	-	1	12	8	1.3
TOTALS	**20**	**5**	**15**	**33.3**	-	-	-	**2**	**3**	**66.7**	**4**	**0.2**	**4**	**-**	**-**	**-**	**-**	**12**	**0.6**
LUCHUCK, WALLACE																			
1946-47	18	26	-	-	-	-	-	24	-	-	-	-	-	-	-	-	-	76	4.2
LUCIER, JOHN (MGR) 1963-64																			
LYNCH, BRENDAN (MGR) 1997-98, 1998-99, 1999-2000																			
MACFADGEN, ERNEST																			
1950-51	24	49	159	30.8	-	-	-	41	68	60.3	105	4.4	9	-	-	-	-	139	5.8
MACKLIN, OLIVER D.																			
1989-90	20	5	11	45.0	1	2	50.0	2	3	66.7	8	0.4	0	2	0	1	30	13	0.7
BE	7	0	1	0.0	0	0	0.0	0	0	0.0	1	0.1	0	0	0	1	7	0	0.0
1990-91	13	4	13	30.8	1	3	33.3	4	7	57.1	10	0.8	0	9	0	1	37	13	1.0
BE	4	0	1	0.0	0	0	0.0	0	2	0.0	0	0.0	0	0	0	1	5	0	0.0
1991-92	6	0	4	0.0	0	0	0.0	0	0	0.0	4	0.7	0	1	0	0	14	0	0.0
BE	1	0	0	0.0	0	0	0.0	0	0	0.0	1	1.0	0	0	0	0	1	0	0.0
1992-93	16	5	12	41.7	0	2	0.0	3	6	50.0	7	0.4	1	2	0	1	43	13	0.8
BE	11	0	2	0.0	0	1	0.0	0	0	0.0	3	0.3	1	1	0	1	25	0	0.0
TOTALS	**55**	**14**	**40**	**35.0**	**2**	**7**	**28.6**	**9**	**16**	**56.2**	**29**	**52.7**	**1**	**14**	**0**	**3**	**124**	**39**	**0.9**
BE	**23**	**0**	**4**	**0.0**	**0**	**1**	**0.0**	**0**	**2**	**0.0**	**5**	**0.2**	**1**	**1**	**0**	**3**	**38**	**0**	**0.0**
MADDEN, HAROLD 1931-32																			
MADISON, WILLIAM																			
1958-59	8	5	10	50.0	-	-	-	2	3	66.7	3	0.4	-	-	-	-	-	12	1.5
1959-60	13	13	33	39.4	-	-	-	1	4	25.0	5	0.4	-	-	-	-	-	27	2.1
1960-61	14	4	20	20.0	-	-	-	2	9	22.2	9	0.6	-	-	-	-	-	10	0.7
TOTALS	**35**	**22**	**63**	**34.9**	-	-	-	**5**	**16**	**31.2**	**17**	**0.5**	-	-	-	-	-	**49**	**1.4**
MALAN, FREDERICK																			
1966-67	8	3	6	50.0	-	-	-	4	5	80.0	1	0.1	-	-	-	-	-	10	1.3
1967-68	24	100	239	41.7	-	-	-	38	44	86.4	43	1.8	-	-	-	-	-	238	9.9
1968-69	17	16	336	44.4	-	-	-	5	8	62.5	7	0.4	-	-	-	-	-	37	2.2
TOTALS	**49**	**119**	**581**	**20.5**	-	-	-	**47**	**57**	**83.9**	**51**	**1.0**	-	-	-	-	-	**285**	**5.8**
MALONE, ROBERT																			
1954-55	25	100	269	37.2	-	-	-	60	96	62.5	214	8.6	-	-	-	-	-	260	10.4
1955-56	14	73	-	-	-	-	-	27	-	-	-	-	-	-	-	-	-	173	12.3
TOTALS	**39**	**173**	-	-	-	-	-	**87**	-	-	-	-	-	-	-	-	-	**433**	**11.1**
MALONEY, JOSEPH																			
1945-46	7	30	-	-	-	-	-	11	-	-	-	-	-	-	-	-	-	71	10.1
1946-47	18	92	-	-	-	-	-	20	-	-	-	-	-	-	-	-	-	204	11.3
1947-48	23	106	-	-	-	-	-	43	-	-	-	-	-	-	-	-	-	255	11.1
1948-49	18	60	183	32.7	-	-	-	17	41	41.4	-	-	-	-	-	-	-	137	7.6
TOTALS	**66**	**288**	-	-	-	-	-	**91**	-	-	-	-	-	-	-	-	-	**667**	**10.1**
MANDELDOVE, JONATHAN																			
2006-07	17	7	12	58.3	0	0	0.0	1	2	50.0	16	0.9	2	8	17	2	111	15	0.9
BE	11	4	6	66.7	0	0	0.0	1	2	50.0	9	0.8	0	7	6	2	72	9	0.8
2007-08	22	1	5	20.0	0	0	0.0	4	9	44.4	16	0.7	0	4	10	0	76	6	0.3
BE	12	1	4	25.0	0	0	0.0	4	7	57.1	13	1.1	0	0	5	0	46	6	0.5
2008-09	7	0	2	0.0	0	0	0.0	0	0	0.0	2	0.3	0	2	0	0	16	0	0.0
BE	2	0	1	0.0	0	0	0.0	0	0	0.0	1	0.5	0	0	0	0	7	0	0.0
TOTALS	**46**	**8**	**19**	**42.1**	**0**	**0**	**0.0**	**5**	**11**	**45.5**	**34**	**0.7**	**2**	**14**	**27**	**2**	**203**	**21**	**0.5**
BE	**25**	**5**	**11**	**45.5**	**0**	**0**	**0.0**	**5**	**9**	**55.6**	**23**	**0.9**	**0**	**7**	**11**	**2**	**125**	**15**	**0.6**
MANNING, GERALD J.																			
1960-61	20	49	151	32.5	-	-	-	41	53	77.3	115	5.8	-	-	-	-	-	139	7.0
1961-62	22	65	178	38.2	-	-	-	36	52	69.2	188	8.5	-	-	-	-	-	166	7.5
1962-63	25	133	294	45.3	-	-	-	37	58	63.8	178	7.1	-	-	-	-	-	303	12.1
TOTALS	**67**	**247**	**623**	**39.6**	-	-	-	**114**	**163**	**69.9**	**481**	**7.2**	-	-	-	-	-	**608**	**9.1**
MARCUCIO, FRANK (MGR) 1981-82, 1982-83, 1983-84																			
MARKIEWICZ, JULIUS 1943-44, 1944-45																			
1945-46	12	10	-	-	-	-	-	6	-	-	-	-	-	-	-	-	-	26	2.2
MARSHALL, DONNY																			
1991-92	27	17	46	37.0	0	0	0.0	17	24	70.8	43	1.6	10	12	0	10	241	51	1.9
BE	17	7	26	26.9	0	0	0	11	14	78.6	23	1.4	7	5	0	9	143	25	1.5
1992-93	28	81	174	46.6	1	3	33.3	54	71	76.1	118	4.2	31	54	4	32	677	217	7.8
BE	18	54	119	45.4	1	3	33.3	30	40	75.0	70	3.9	23	18	1	36	454	139	7.7
1993-94	34	152	294	51.7	23	64	35.9	96	124	774	186	5.5	44	76	8	48	1001	423	12.4
BE	18	78	165	47.3	17	41	41.5	47	57	82.5	103	5.7	24	27	3	49	574	220	12.2
1994-95	32	173	379	45.6	24	92	26.1	136	164	82.9	187	5.8	44	72	5	37	977	506	15.8
BE	17	85	187	45.5	14	51	27.5	57	66	86.4	94	5.5	22	13	2	45	521	241	14.2
TOTALS	**121**	**423**	**893**	**47.4**	**48**	**159**	**30.2**	**303**	**383**	**79.1**	**534**	**4.4**	**129**	**214**	**17**	**127**	**2896**	**1197**	**9.9**
BE	**70**	**224**	**497**	**45.1**	**32**	**95**	**33.7**	**145**	**177**	**81.9**	**290**	**4.1**	**76**	**63**	**6**	**139**	**1692**	**625**	**8.9**
MARSHALL, DONYELL L.																			
1991-92	30	125	295	42.4	15	62	24.2	69	93	74.2	183	6.1	45	84	78	31	806	334	11.1
BE	18	69	159	43.4	7	32	21.9	51	61	83.6	94	5.2	24	20	44	46	472	196	10.9
1992-93	27	166	332	50.0	20	54	37.0	107	129	82.9	210	7.8	30	59	56	39	854	459	17.0
BE	18	104	214	48.6	16	37	43.2	81	95	85.3	152	8.4	21	22	41	38	599	305	16.9
1993-94	34	307	600	51.2	41	132	31.1	200	266	75.2	302	8.9	56	9	111	43	1157	855	25.1
BE	18	159	330	48.2	26	82	31.7	118	157	75.2	160	8.9	29	21	56	53	656	462	25.7
TOTALS	**91**	**598**	**1227**	**48.7**	**76**	**248**	**30.6**	**376**	**488**	**77.0**	**695**	**7.6**	**131**	**152**	**245**	**113**	**2817**	**1648**	**18.1**
BE	**54**	**332**	**703**	**47.2**	**49**	**151**	**32.5**	**250**	**313**	**79.9**	**406**	**7.5**	**74**	**63**	**141**	**137**	**1727**	**963**	**17.8**
MARTIN, ARTHUR 1943-44																			
MARTIN, EDWARD J.																			
1957-58	24	47	110	42.7	-	-	-	32	69	46.5	146	6.1	-	-	-	-	-	126	5.3
1958-59	23	101	279	36.2	-	-	-	45	70	64.3	277	12.1	-	-	-	-	-	247	10.7
1959-60	26	61	207	29.5	-	-	-	43	101	42,6	279	10.7	-	-	-	-	-	165	6.3
TOTALS	**73**	**209**	**596**	**35.1**	-	-	-	**120**	**240**	**50.0**	**702**	**9.6**	-	-	-	-	-	**538**	**7.4**
MASON, CLIFFORD 1931-32, 1932-33																			
MATZKIN, H. 1936-37																			
MCCANN, PETE																			
1996-97	2	0	1	0.0	0	1	0.0	0	0	0.0	0	0.0	1	0	0	0	4	0	0.0
MCCLOUD, WILLIE																			
1987-88	34	72	140	51.4	0	0	0.0	28	45	62.2	109	3.2	28	31	5	19	611	172	5.1
BE	16	31	66	47.0	0	0	0.0	16	21	76.2	44	2.8	7	10	3	13	299	78	4.9
1988-89	30	51	107	47.7	0	0	0.0	36	50	72.0	106	3.5	13	27	11	30	557	138	4.6
BE	16	36	78	46.2	0	0	0.0	18	21	85.7	68	4.3	13	21	7	17	361	90	5.6
TOTALS	**64**	**123**	**247**	**49.8**	**0**	**0**	**0.0**	**64**	**95**	**67.4**	**215**	**3.4**	**41**	**58**	**16**	**49**	**1168**	**310**	**4.8**
BE	**32**	**67**	**144**	**46.5**	**0**	**0**	**0.0**	**34**	**42**	**81.0**	**112**	**3.5**	**20**	**31**	**10**	**30**	**660**	**168**	**5.3**
MCCROCKLIN, THOMAS																			
1968-69	24	100	225	44.5	-	-	-	54	90	60.0	141	5.9	-	-	-	-	-	254	10.6
1969-70	22	51	83	61.4	-	-	-	29	44	65.9	48	2.2	23	-	-	-	-	131	6.0
TOTALS	**46**	**151**	**308**	**49.0**	-	-	-	**83**	**134**	**61.9**	**189**	**4.1**	-	-	-	-	-	**385**	**8.4**
MCGINN, JOE (MGR) 1992-93, 1993-94, 1994-95																			
MCKAY, MICHAEL																			
1978-79	28	169	397	42.6	-	-	-	106	149	71.1	150	5.4	73	-	-	29	933	444	15.9
1979-80	29	183	387	47.3	-	-	-	118	159	74.2	153	5.3	67	-	-	25	989	484	16.7
BE	6	47	86	54.7	-	-	-	24	35	68.6	28	4.7	12	7	3	22	218	118	9.7
1980-81	29	122	236	51.7	-	-	-	60	76	79.0	99	3.4	39	78	12	22	806	304	10.5
BE	14	66	125	52.8	-	-	-	34	41	82.9	50	3.6	18	11	7	38	421	166	11.9
1981-82	28	162	337	48.1	-	-	-	77	104	74.0	114	4.1	55	74	5	24	1001	401	14.3
BE	14	78	169	46.2	-	-	-	47	66	71.2	54	3.9	24	13	0	30	521	203	14.5
TOTALS	**114**	**636**	**1357**	**46.9**	-	-	-	**361**	**488**	**74.0**	**516**	**4.5**	**234**	**-**	**-**	**100**	**3729**	**1633**	**14.3**
BE	**34**	**191**	**380**	**50.3**	**-**	**-**	**-**	**105**	**142**	**73.9**	**132**	**3.9**	**54**	**31**	**10**	**90**	**1160**	**487**	**14.3**

ALL-TIME LETTERWINNERS

● 2004, 1999 NCAA National Champions ● 2009, 2004, 1999 NCAA Final Four ●



Doug Melody 1970-72



Glen Miller 1980-81



Ricky Moore 1996-99



James O'Connor 1956-58

NAME	G	FG	FGA	PCT	3FG	3FGA	PCT	FT	FTA	PCT	REB	AVG	A	TO	B	S	MIN	PTS	AVG
MCNEECE, THOMAS																			
1965-66	13	4	12	33.3	-	-	-	2	6	33.3	11	0.8	-	-	-	-	-	10	0.8
1966-67	16	8	24	33.3	-	-	-	12	24	50.0	7	0.4	-	-	-	-	-	28	1.8
TOTALS	**29**	**12**	**36**	**33.3**	-	-	-	**14**	**30**	**46.7**	**18**	**0.6**	-	-	-	-	-	**38**	**1.3**
MCPADDEN, WILLIAM 1942-43																			
MELCHIONNA, JERRY (MGR) 1974-75, 1975-76, 1976-77																			
MELEN, JOHN																			
1966-67	13	12	20	60.0	-	-	-	0	2	0.0	12	1.0	-	-	-	-	-	24	1.8
1967-68	24	99	248	35.9	-	-	-	24	41	58.5	62	2.6	-	-	-	-	-	222	9.3
1968-69	14	18	63	28.6	-	-	-	9	15	60.0	13	09	-	-	-	-	-	45	3.2
TOTALS	**51**	**129**	**331**	**39.0**	-	-	-	**33**	**58**	**56.9**	**87**	**1.7**	-	-	-	-	-	**291**	**5.7**
MELODY, DOUGLAS W.																			
1969-70	20	9	17	52.9	-	-	-	10	17	58.8	14	0.7	15	-	-	-	-	28	1.4
1970-71	24	30	74	40.5	-	-	-	38	56	67.9	36	1.5	51	-	-	-	-	98	4.1
1971-72	25	53	153	34.6	-	-	-	58	75	77.3	40	1.6	112	-	-	-	-	164	6.6
TOTALS	**69**	**92**	**244**	**37.7**	-	-	-	**106**	**148**	**71.6**	**90**	**1.3**	**178**	-	-	-	-	**290**	**4.2**
MENCHEL, SEYMOUR																			
1951-52	23	32	123	27.0	-	-	-	24	32	75.0	28	1.2	20	-	-	-	-	88	3.8
1952-53	12	12	33	36.4	-	-	-	5	12	41.7	4	0.3	-	-	-	-	-	29	2.4
TOTALS	**35**	**44**	**156**	**28.2**	-	-	-	**29**	**44**	**65.9**	**32**	**0.9**	**-**	-	-	-	-	**117**	**3.3**
MENT, JEFF (MGR) 1985-86																			
MILLER, GLEN E.																			
1979-80	24	23	47	48.9	-	-	-	18	22	81.8	12	0.5	14	-	-	5	187	64	2.7
BE	4	0	0	0.0	-	-	-	0	0	0.0	1	0.3	1	0	0	0	8	0	0.0
1980-81	26	26	52	50.0	-	-	-	9	13	69.2	18	0.7	15	11	0	9	202	61	2.4
BE	12	6	14	42.9	-	-	-	2	2	100.0	5	0.4	5	4	0	4	67	14	1.2
TOTALS	**50**	**49**	**99**	**49.5**	-	-	-	**27**	**35**	**77.1**	**30**	**0.6**	**29**	**-**	**-**	**14**	**389**	**125**	**2.5**
BE	16	6	14	42.9	-	-	-	2	2	100.0	6	0.4	6	4	0	4	75	14	0.9
MILLER, LAWRENCE																			
1949-50	22	15	51	29.4	-	-	-	5	8	62.5	-	-	-	-	-	-	-	35	1.4
MINTON, JOHN (MGR) 2002-03																			
MOORE, RICHARD																			
1998-99	9	1	4	25.0	0	0	0.0	0	0	0.0	3	0.3	1	2	0	0	11	2	0.2
BE	4	1	3	33.3	0	0	0.0	0	0	0.0	3	0.8	0	2	0	0	6	2	0.5
1999-00	1	0	0	0.0	0	0	0.0	0	0	0.0	0	0.0	0	0	0	0	1	0	0.0
TOTALS	**10**	**1**	**4**	**25.0**	**0**	**0**	**0.0**	**0**	**0**	**0.0**	**3**	**0.3**	**1**	**2**	**0**	**0**	**12**	**2**	**0.2**
BE	**4**	**1**	**3**	**33.3**	**0**	**0**	**0.0**	**0**	**0**	**0.0**	**3**	**0.8**	**0**	**2**	**0**	**0**	**6**	**2**	**0.5**
MOORE, RICKY S.																			
1995-96	33	59	118	50.0	10	34	29.4	26	50	52.0	66	2.0	99	49	10	23	649	154	4.7
BE	18	30	53	56.6	4	13	38.8	20	39	51.3	29	1.6	57	18	6	11	358	84	4.7
1996-97	28	84	228	36.8	28	78	35.9	55	86	64.0	89	3.2	152	73	8	48	977	251	9.0
BE	14	53	129	41.1	19	46	41.3	29	44	65.9	42	3.0	71	36	5	26	497	154	11.0
1997-98	37	90	204	44.1	19	57	33.3	78	107	72.9	116	3.1	128	52	13	58	1122	277	7.5
BE	18	47	103	45.6	8	28	28.6	32	47	68.1	65	3.6	64	29	6	33	533	134	7.4
1998-99	36	71	168	42.3	18	51	35.3	83	102	81.4	131	3.6	131	64	16	41	1119	243	6.8
BE	18	31	74	41.9	7	20	35.0	36	47	76.6	57	3.2	68	33	9	23	558	105	5.8
TOTALS	**134**	**304**	**718**	**42.3**	**75**	**220**	**34.1**	**242**	**345**	**70.1**	**402**	**3.0**	**510**	**238**	**47**	**170**	**3867**	**925**	**6.9**
BE	**68**	**161**	**359**	**44.9**	**38**	**107**	**35.5**	**117**	**177**	**66.1**	**193**	**2.8**	**260**	**116**	**26**	**93**	**1946**	**477**	**7.0**
MORELLO, LAWRENCE (MGR) 1998-99, 1999-2000																			
MOSS, ROBERT 1941-42, 1942-43																			
1946-47	18	46	-	-	-	-	-	33	-	-	-	-	-	-	-	-	-	125	6.9
MOURING, ALBERT																			
1997-98	15	7	17	41.2	1	10	10.0	1	2	50.0	5	0.3	0	4	1	3	31	16	1.1
BE	8	3	7	42.9	0	3	0.0	1	2	50.0	2	0.3	0	3	1	3	31	7	0.9
1998-99	32	79	180	43.9	32	85	37.6	38	51	74.5	80	2.5	35	32	8	18	605	228	7.1
BE	18	42	105	40.0	24	62	38.7	23	29	79.3	46	2.6	20	18	4	15	385	131	7.3
1999-00	35	166	387	42.9	86	180	47.8	70	83	84.3	124	3.5	79	51	14	34	1155	488	13.9
BE	16	82	179	45.8	43	85	50.6	29	34	85.3	63	3.9	34	20	6	14	570	236	14.8
2000-01	32	160	366	43.7	58	155	37.4	104	117	88.9	101	3.2	55	52	12	38	1101	482	15.1
BE	16	79	173	45.7	29	75	38.7	44	52	84.6	58	3.6	27	32	6	21	558	231	14.4
TOTALS	**114**	**412**	**950**	**43.4**	**177**	**430**	**41.2**	**213**	**253**	**84.2**	**310**	**2.7**	**169**	**139**	**35**	**93**	**2892**	**1214**	**10.6**
BE	**58**	**206**	**464**	**44.4**	**96**	**225**	**42.7**	**97**	**117**	**82.9**	**226**	**3.9**	**81**	**73**	**17**	**53**	**1529**	**605**	**10.4**
MUGAVERO, FEDELE 1940-41, 1941-42																			
MULLIN, PATRICK F.																			
1971-72	18	24	60	40.0	-	-	-	21	25	84.0	27	1.5	17	-	-	-	-	69	3.8
1972-73	19	14	25	56.0	-	-	-	1	2	50.0	3	0.2	2	-	-	-	-	29	1.4
TOTALS	**37**	**38**	**85**	**44.7**	-	-	-	**22**	**27**	**81.5**	**30**	**0.8**	**19**	-	-	-	-	**98**	**2.7**
MURPHY, JAMES																			
1949-50	21	13	49	26.5	-	-	-	19	32	59.0	-	-	-	-	-	-	-	45	1.8
MURPHY, J.D. (MGR) 1930-31																			
MUZIKEVIK, CHARLES																			
1945-46	5	6	-	-	-	-	-	2	-	-	-	-	-	-	-	-	-	14	2.8
1946-47	18	31	-	-	-	-	-	23	-	-	-	-	-	-	-	-	-	85	4.7
1947-48	23	50	-	-	-	-	-	38	-	-	-	-	-	-	-	-	-	138	6.0
1948-49	25	83	219	37.9	-	-	-	64	101	63.4	-	-	-	-	-	-	-	230	9.2
TOTALS	**71**	**170**	-	-	-	-	-	**127**	-	-	-	-	-	-	-	-	-	**467**	**6.6**
NANOS, CHARLES 1944-45																			
NARRACCI, STEPHEN																			
1955-56	10	12	-	-	-	-	-	12	-	-	-	-	-	-	-	-	-	36	3.6
1956-57	5	6	14	42.8	-	-	-	5	8	62.5	6	1.2	-	-	-	-	-	17	3.4
TOTALS	**15**	**18**	-	-	-	-	-	**17**	-	-	-	-	-	-	-	-	-	**53**	**3.5**

NAME	G	FG	FGA	PCT	3FG	3FGA	PCT	FT	FTA	PCT	REB	AVG	A	TO	B	S	MIN	PTS	AVG
NELSON, ED																			
2004-05	31	32	73	43.8	0	0	0.0	27	39	69.2	68	2.2	3	12	7	8	297	91	2.9
BE	16	16	30	53.3	0	0	0.0	12	19	63.2	28	1.8	1	6	1	1	141	44	2.8
2005-06	29	33	77	42.9	0	1	0.0	26	37	70.3	89	3.1	7	17	5	10	265	92	3.2
BE	12	6	23	26.1	0	1	0.0	6	11	54.5	23	1.9	0	6	1	3	76	18	1.5
TOTALS	**60**	**65**	**150**	**43.3**	**0**	**1**	**0.0**	**53**	**76**	**69.7**	**157**	**2.6**	**10**	**29**	**12**	**18**	**562**	**183**	**3.1**
BE	**28**	**22**	**53**	**41.5**	**0**	**1**	**0.0**	**18**	**30**	**60.0**	**51**	**1.8**	**1**	**12**	**2**	**4**	**217**	**62**	**2.2**
NELSON, NELS H. III																			
1969-70	4	2	4	50.0	-	-	-	0	2	0.0	2	0.7	0	-	-	-	-	4	1.3
1970-71	12	2	8	25.0	-	-	-	3	6	50.0	11	0.9	2	-	-	-	-	7	0.6
1971-72	10	7	23	30.4	-	-	-	2	4	50.0	9	0.9	5	-	-	-	-	16	1.6
TOTALS	**26**	**11**	**35**	**31.4**	-	-	-	**5**	**12**	**41.7**	**22**	**0.8**	**7**	-	-	-	-	**27**	**1.0**
NIEDERWERFER, KARL																			
1965-66	7	5	13	38.5	-	-	-	2	4	50.0	12	1.6	-	-	-	-	-	12	1.7
1966-67	2	1	2	50.0	-	-	-	0	0	0.0	5	2.5	-	-	-	-	-	2	1.0
1967-68	13	19	40	47.5	-	-	-	5	9	55.6	31	2.4	-	-	-	-	-	43	3.3
TOTALS	**22**	**25**	**55**	**45.5**	-	-	-	**7**	**13**	**53.8**	**48**	**2.2**	-	-	-	-	-	**57**	**2.6**
NOCHIMSON, JOSH (MGR) 1996-97, 1997-98, 1998-99																			
NOLE, CHRIS (MGR) 1996-97																			
O'BRIEN, ROBERT																			
1952-53	19	18	41	44.0	-	-	-	16	31	51.8	48	2.5	-	-	-	-	-	52	2.7
1953-54	22	18	-	-	-	-	-	28	-	-	-	-	-	-	-	-	-	64	2.9
TOTALS	**41**	**36**	-	-	-	-	-	**44**	-	-	-	-	-	-	-	-	-	**116**	**2.8**
OCITTI, STANLEY																			
1998-99	4	0	0	0.0	0	0	0.0	0	0	0.0	0	0.0	0	0	0	0	5	0	0.0
BE	3	0	0	0.0	0	0	0.0	0	0	0.0	0	0.0	0	0	0	0	4	0	0.0
1999-00	3	0	1	0.0	0	0	0.0	0	0	0.0	0	0.0	0	0	0	0	3	0	0.0
TOTALS	**7**	**0**	**1**	**0.0**	**0**	**0**	**0.0**	**0**	**0**	**0.0**	**0**	**0.0**	**0**	**0**	**0**	**0**	**8**	**0**	**0.0**
O'CONNOR, JAMES																			
1955-56	25	58	-	-	-	-	-	15	-	-	-	-	-	-	-	-	-	131	5.3
1956-57	24	99	233	42.5	-	-	-	35	50	70.0	64	2.7	-	-	-	-	-	233	9.7
1957-58	27	129	380	34.0	-	-	-	74	94	78.6	79	2.9	-	-	-	-	-	332	12.3
TOTALS	**76**	**286**	-	-	-	-	-	**124**	-	-	-	-	-	-	-	-	-	**696**	**9.2**
OKAFOR, EMEKA																			
2001-02	34	105	178	59.0	0	0	0.0	57	92	62.0	306	9.0	27	47	138	26	1021	267	7.9
BE	16	41	70	58.6	0	0	0.0	26	45	57.8	134	8.4	14	27	70	13	492	108	6.8
2002-03	33	221	381	58.0	0	0	0.0	82	137	59.9	370	11.2	18	75	156	29	1087	524	15.9
BE	16	106	181	58.6	0	0	0.0	40	65	61.5	163	10.2	10	32	71	10	535	252	15.8
2003-04	36	261	436	59.9	0	0	0.0	113	218	51.8	415	11.5	36	84	147	36	1166	635	17.6
BE	16	123	204	60.3	0	0	0.0	50	110	45.5	185	11.6	12	29	66	14	564	296	18.5
TOTAL	**103**	**587**	**995**	**59.0**	**0**	**0**	**0.0**	**252**	**447**	**56.4**	**1091**	**10.6**	**81**	**206**	**441**	**91**	**3274**	**1426**	**13.8**
BE	**48**	**270**	**455**	**59.3**	**0**	**0**	**0.0**	**116**	**220**	**52.7**	**482**	**10.0**	**36**	**88**	**207**	**37**	**1591**	**656**	**13.7**
OKWANDU, CHARLES																			
2008-09	10	1	4	25.0	0	0	0.0	1	2	50.0	11	1.1	2	6	3	1	45	3	0.3
BE	1	0	0	0.0	0	0	0.0	0	0	0.0	0	0.0	0	1	0	0	3	0	0.0
O'LEARY, WILLIAM																			
1955-56	22	17	-	-	-	-	-	8	-	-	-	-	-	-	-	-	-	42	1.9
1956-57	17	20	61	32.8	-	-	-	22	25	88.0	48	2.8	-	-	-	-	-	62	3.7
TOTALS	**39**	**37**	-	-	-	-	-	**30**	-	-	-	-	-	-	-	-	-	**104**	**2.7**
OLLIE, KEVIN J.																			
1991-92	29	17	45	37.8	0	0	0.0	28	39	71.8	23	0.8	40	31	2	13	294	62	2.1
BE	17	4	12	33.3	0	0	0	17	25	68.0	12	0.7	15	2	0	16	137	25	1.5
1992-93	28	69	176	39.2	1	9	11.1	81	109	74.32	64	2.3	158	69	2	27	864	220	7.9
BE	18	53	130	40.8	1	8	12.5	59	78	75.6	41	2.3	99	16	1	49	592	166	9.2
1993-94	34	73	155	47.1	2	10	20.0	71	97	73.2	83	2.4	209	85	1	23	973	219	6.4
BE	18	36	78	46.2	2	6	33.3	41	55	74.5	43	2.4	108	10	0	39	529	115	6.4
1994-95	33	112	222	50.5	13	42	31.0	87	108	80.6	82	2.5	212	84	2	44	1025	324	9.8
BE	18	62	120	51.7	6	21	28.6	46	57	80.7	45	2.5	107	23	1	48	568	176	9.8
TOTALS	**124**	**271**	**598**	**45.3**	**16**	**61**	**26.2**	**267**	**353**	**75.6**	**231**	**1.9**	**619**	**269**	**7**	**107**	**3156**	**825**	**6.7**
BE	**71**	**155**	**340**	**45.6**	**9**	**35**	**25.7**	**163**	**215**	**75.8**	**141**	**2.0**	**329**	**51**	**2**	**152**	**1826**	**482**	**6.8**
OMOKARO, OSAZEE																			
2005-06	4	0	1	0.0	0	0	0.0	0	0	0.0	2	0.5	0	0	0	0	4	0	0.0
BE	0	0	0	0.0	0	0	0.0	0	0	0.0	0	0.0	0	0	0	0	0	0	0.0
O'NEILL, KATHY (MGR) 1989-90, 1990-91																			
ORLANDO, LOUIS																			
1950-51	18	9	36	25.0	-	-	-	2	10	20.0	18	1.0	6	-	-	-	-	20	1.1
1951-52	25	28	78	36.0	-	-	-	10	21	47.7	50	2.0	8	-	-	-	-	66	2.6
1952-53	21	59	203	29.1	-	-	-	61	96	63.5	85	4.0	-	-	-	-	-	179	8.5
TOTALS	**64**	**96**	**317**	**30.3**	-	-	-	**73**	**127**	**5.8**	**153**	**2.4**	**-**	-	-	-	-	**265**	**4.1**
OSBORNE, ROBERT																			
1954-55	25	56	184	34.0	-	-	-	41	70	58.6	129	5.2	-	-	-	-	-	153	6.1
1955-56	27	95	-	-	-	-	-	79	-	-	-	-	-	-	-	-	-	269	10.0
1956-57	25	144	326	44.2	-	-	-	101	141	72.6	150	6.0	-	-	-	-	-	389	15.6
TOTALS	**77**	**295**	-	-	-	-	-	**221**	-	-	-	-	-	-	-	-	-	**811**	**10.5**
OSTERLING, M. 1929-30																			
PARSONS, GEORGE R. (BOB)																			
1970-71	24	25	51	49.0	-	-	-	14	37	37.8	100	4.2	7	-	-	-	-	64	2.7
1971-72	25	37	89	41.6	-	-	-	17	40	42.5	127	5.1	17	-	-	-	-	91	3.6
TOTALS	**49**	**62**	**140**	**44.3**	-	-	-	**31**	**77**	**40.3**	**227**	**4.6**	**24**	-	-	-	-	**155**	**3.2**
PATTERSON, DAN (MGR) 1980-81, 1981-82, 1982-83, 1983-84																			
PATTERSON, RAYMOND J. (MGR) 1974-75, 1975-76, 1976-77																			

ALL-TIME LETTERWINNERS

●Ten BIG EAST Regular Season Championships ● Six BIG EAST Tournament Championships ●



Tom Penders 1965-67



Steve Pikiell 1987-91



John Pipczynski 1958-60



Jack Rose 1958-60

NAME	G	FG	FGA	PCT	3FG	3FGA	PCT	FT	FTA	PCT	REB	AVG	A	TO	B	S	MIN	PTS	AVG
PATTERSON, WORTHINGTON																			
1951-52	27	103	305	33.8	-	-	-	49	86	57.0	214	7.9	25	-	-	-	-	255	9.5
1952-53	20	88	220	40.0	-	-	-	80	119	67.2	182	9.1	-	-	-	-	-	256	12.8
1953-54	26	116	-	-	-	-	-	100	-	-	-	-	-	-	-	-	-	332	12.8
TOTALS	**73**	**307**	-	-	-	-	-	**229**	-	-	-	-	-	-	-	-	-	**843**	**11.6**
PENDERS, THOMAS V.																			
1964-65	26	89	174	51.2	-	-	-	45	65	69.2	38	1.5	-	-	-	-	-	223	8.6
1965-66	24	87	217	40.1	-	-	-	46	60	76.7	43	1.8	-	-	-	-	-	220	9.2
1966-67	23	64	156	41.0	-	-	-	56	64	87.5	31	1.3	-	-	-	-	-	184	8.0
TOTALS	**73**	**240**	**547**	**43.9**	-	-	-	**147**	**189**	**77.8**	**112**	**1.5**	-	-	-	-	-	**627**	**8.6**
PERNO, DOMINIC P.																			
1961-62	19	54	136	39.7	-	-	-	52	71	73.2	101	5.3	-	-	-	-	-	160	8.4
1962-63	24	86	217	39.6	-	-	-	49	66	74.2	79	3.3	-	-	-	-	-	221	9.2
1963-64	26	90	241	37.3	-	-	-	89	123	72.3	98	3.8	-	-	-	-	-	269	10.3
TOTALS	**69**	**230**	**594**	**38.7**	-	-	-	**190**	**260**	**73.1**	**278**	**4.0**	-	-	-	-	-	**650**	**9.4**
PERNO, DOMINIC P. JR. (MGR) 1984-85																			
PERSICO, JENNFIER A. (MGR) 1988-89, 1989-90, 1990-91																			
PETERSON, HERBERT 1937-38, 1938-39, 1939-40																			
PETRELLA, JOSEPH (MGR) 1992-93, 1993-94, 1994-95																			
PIKIELL, STEPHEN C.																			
1986-87	21	59	138	428	11	36	30.6	44	67	65.7	48	2.3	52	29	0	14	648	173	8.2
BE	15	38	92	41.3	8	30	26.7	31	47	66.0	39	2.6	34	11	0	27	458	115	7.7
1987-88	31	24	71	33.8	15	38	39.5	16	23	69.6	37	1.2	59	20	0	6	434	79	2.5
BE	15	14	38	36.8	11	22	50.0	7	9	77.8	20	1.3	33	3	0	10	221	46	3.1
1989-90	23	5	19	26.3	3	9	333	7	14	50.0	11	0.5	11	14	0	5	99	20	0.9
BE	7	0	4	0.0	0	1	0.0	2	2	100.0	3	0.4	6	2	0	1	23	2	0.3
1990-91	31	26	72	36.1	7	16	438	30	43	69.8	47	1.5	43	36	1	12	577	89	2.9
BE	16	13	38	34.2	2	6	33.3	18	27	66.7	25	1.6	16	6	0	14	289	46	2.9
TOTALS	**106**	**114**	**300**	**38.0**	**36**	**99**	**36.4**	**97**	**147**	**66.0**	**143**	**1.3**	**165**	**99**	**1**	**37**	**1758**	**361**	**3.4**
BE	**53**	**65**	**172**	**37.8**	**21**	**59**	**35.6**	**58**	**85**	**68.2**	**87**	**1.6**	**89**	**22**	**0**	**52**	**991**	**209**	**3.9**
PIKIELL, TIMOTHY																			
1988-89	6	2	3	66.7	0	0	0.0	0	0	0.0	2	0.3	1	2	0	0	9	4	0.7
BE	2	1	1	10.00	0	0	0.0	0	0	0.0	2	1.0	1	0	0	1	4	2	1.0
1989-90	12	0	1	0.0	0	0	0.0	0	1	0.0	4	0.3	2	1	0	0	16	0	0.0
BE	3	0	1	0.0	0	0	0.0	0	0	0.0	1	0.3	1	0	0	1	3	0	0.0
1990-91	4	1	3	33.3	0	0	0.0	0	0	0.0	1	0.3	1	2	0	0	8	2	0.5
BE	1	0	0	0.0	0	0	0.0	0	0	0.0	0	0.0	0	0	0	0	1	0	0.0
1991-92	2	0	0	0.0	0	0	0.0	0	0	0.0	0	0.0	0	0	0	0	2	0	0.0
BE	1	0	0	0.0	0	0	0.0	0	0	0.0	0	0.0	0	0	0	1	1	0	0.0
TOTALS	**24**	**3**	**7**	**42.9**	**0**	**0**	**0.0**	**0**	**1**	**0.0**	**7**	**0.3**	**4**	**5**	**0**	**0**	**35**	**6**	**0.3**
BE	**7**	**1**	**2**	**50.0**	**0**	**0**	**0.0**	**0**	**0**	**0.0**	**3**	**0.4**	**2**	**0**	**0**	**3**	**9**	**2**	**0.2**
PILON, JAMES (MGR) 1955-56, 1956-57																			
PIPCZYNSKI, JOHN J.																			
1957-58	26	95	238	39.9	-	-	-	46	61	75.5	194	7.5	-	-	-	-	-	236	9.1
1958-59	24	144	340	42.4	-	-	-	63	87	72.5	222	9.3	-	-	-	-	-	351	14.6
1959-60	26	146	367	39.8	-	-	-	102	122	83.6	270	10.4	-	-	-	-	-	394	15.2
TOTALS	**76**	**385**	**945**	**40.7**	-	-	-	**211**	**270**	**78.1**	**686**	**9.0**	-	-	-	-	-	**981**	**12.9**
POLAND, EDWIN 1934-35, 1935-36																			
POLAYES, JASON (MGR.) 1998-99, 1999-00, 2000-01, 2001-02																			
POOLE, LAWRENCE (MGR) 1962-63																			
POSIN, PAUL (MGR) 1940-41																			
PREIKSTAS, TAURAS V.																			
1971-72	18	11	27	40.7	-	-	-	15	23	65.2	41	2.2	2	-	-	-	-	37	2.1
PRICE, ANTHONY JORDAN (A.J.)																			
2006-07	31	99	256	38.7	24	88	27.3	69	100	69.0	93	3.0	113	63	2	37	742	291	9.4
BE	16	43	123	35.0	12	42	28.6	25	41	61.0	51	3.2	41	33	2	18	361	123	7.7
2007-08	33	160	366	43.7	52	141	36.9	106	142	74.6	117	3.5	192	78	3	43	1060	478	14.5
BE	18	99	228	43.4	30	87	34.5	61	79	77.2	66	3.7	106	45	2	20	612	289	16.1
2008-09	35	170	417	40.8	82	204	40.2	93	129	72.1	122	3.5	164	94	0	24	1112	515	14.7
BE	18	94	205	45.9	45	105	42.9	43	59	72.9	56	3.1	78	44	0	8	570	276	15.3
TOTALS	**99**	**429**	**1039**	**41.3**	**158**	**433**	**36.5**	**268**	**371**	**72.2**	**332**	**3.4**	**469**	**235**	**5**	**104**	**2914**	**1284**	**13.0**
BE	**52**	**236**	**556**	**42.4**	**87**	**234**	**37.2**	**129**	**179**	**72.1**	**173**	**3.3**	**225**	**122**	**4**	**46**	**1543**	**688**	**13.2**
PRINGLE, JOHN 1935-36, 1936-37, 1937-38																			
QUIMBY, ARTHUR																			
1951-52	8	18	74	24.4	-	-	-	8	15	53.3	87	10.9	3	-	-	-	-	44	5.5
1952-53	21	125	307	40.7	-	-	-	100	168	59.6	430	20.5	-	-	-	-	-	350	16.7
1953-54	26	158	-	-	-	-	-	107	-	-	588	22.6	-	-	-	-	-	423	16.3
1954-55	25	227	546	41.6	-	-	-	127	248	51.3	611	24.4	-	-	-	-	-	581	23.2
TOTAL	**80**	**528**	-	-	-	-	-	**342**	-	-	1716	21.5	-	-	-	-	-	**1398**	**17.5**
QUINN, FRANCIS																			
1954-55	24	37	107	34.6	-	-	-	29	38	76.4	39	1.6	-	-	-	-	-	103	4.3
1955-56	28	87	-	-	-	-	-	65	-	-	-	-	-	-	-	-	-	239	8.5
1956-57	23	73	187	39.0	-	-	-	43	69	62.4	32	1.4	-	-	-	-	-	189	8.2
TOTALS	**75**	**197**	-	-	-	-	-	**137**	-	-	-	-	-	-	-	-	-	**531**	**7.1**
READ, EDWARD 1934-35, 1935-36																			
RIKE, ALLEN (MGR) 1942-43																			
RISLEY, JOHN N.																			
1957-58	17	4	17	23.5	-	-	-	4	7	57.2	11	0.6	-	-	-	-	-	12	0.7
1958-59	16	20	54	37.1	-	-	-	9	17	52.9	21	1.4	-	-	-	-	-	49	3.1
1959-60	20	23	59	39.0	-	-	-	10	17	58.8	17	0.9	-	-	-	-	-	56	2.8
TOTALS	**53**	**47**	**130**	**36.2**	-	-	-	**23**	**41**	**56.1**	**49**	**0.9**	-	-	-	-	-	**117**	**2.2**
RITTER, ALAN																			
1961-62	19	45	96	46.9	-	-	-	27	30	90.0	24	1.2	-	-	-	-	-	117	6.2
1962-63	20	38	93	40.8	-	-	-	19	26	73.2	26	1.3	-	-	-	-	-	95	4.8
1963-64	26	105	238	44.1	-	-	-	35	49	71.4	49	1.9	-	-	-	-	-	245	9.4
TOTALS	**65**	**188**	**427**	**44.0**	-	-	-	**81**	**105**	**77.1**	**99**	**1.5**	-	-	-	-	-	**457**	**7.0**
RITTER, RONALD																			
1964-65	26	85	221	43.0	-	-	-	38	51	74.5	117	4.7	-	-	-	-	-	228	9.1
1965-66	24	90	175	51.4	-	-	-	29	42	69.0	98	4.1	-	-	-	-	-	209	8.7
1966-67	22	72	162	44.4	-	-	-	27	33	81.8	83	3.8	-	-	-	-	-	171	7.8
TOTALS	**72**	**247**	**558**	**44.3**	-	-	-	**94**	**126**	**74.6**	**298**	**4.1**	-	-	-	-	-	**608**	**8.4**
ROBERTSON, TONY																			
1999-00	34	77	173	44.5	17	46	37.0	59	79	74.7	73	2.1	49	68	6	24	635	230	6.8
BE	16	35	80	.438	6	21	.286	25	37	.676	28	1.8	16	35	4	9	303	101	6.3
2000-01	31	84	186	45.2	15	46	32.6	40	52	76.9	67	2.2	46	53	1	16	625	223	7.2
BE	16	37	93	.398	8	23	.348	18	24	.750	36	2.3	20	31	0	8	297	100	6.3
2001-02	34	138	277	49.8	48	110	43.6	60	77	77.9	77	2.3	58	59	9	40	943	384	11.3
BE	16	56	120	46.7	19	46	41.3	34	46	73.9	36	2.3	23	26	4	16	396	165	10.3
2002-03	33	109	239	45.6	29	72	40.3	76	93	81.7	104	3.2	59	57	9	30	783	323	9.8
BE	16	53	124	42.7	10	29	34.5	44	55	80.0	53	3.3	27	39	4	17	436	160	10.0
TOTALS	**132**	**408**	**875**	**46.6**	**109**	**274**	**39.8**	**235**	**301**	**78.1**	**321**	**2.4**	**212**	**237**	**25**	**110**	**2986**	**1160**	**8.8**
BE	**64**	**181**	**417**	**43.4**	**43**	**119**	**36.1**	**121**	**162**	**74.7**	**153**	**2.4**	**86**	**131**	**12**	**50**	**1432**	**526**	**8.2**
ROBINSON, CLIFFORD R.																			
1985-86	28	60	146	36.6	-	-	-	36	59	61.0	88	3.1	14	33	12	10	442	156	5.6
BE	16	41	104	39.4	-	-	-	25	40	62.5	55	3.4	12	8	6	20	295	107	6.7
1986-87	16	107	255	420	6	18	33.3	69	121	57.0	119	7.4	32	57	11	11	556	289	18.1
BE	7	38	107	35.5	4	12	33.3	33	52	63.5	48	6.9	17	2	6	24	244	113	16.1
1987-88	34	222	463	47.9	0	0	0.0	156	238	65.5	233	6.9	44	92	49	34	1079	600	17.6
BE	16	88	217	40.6	0	0	0.0	79	115	68.7	101	6.3	22	15	20	44	505	255	15.9
1988-89	31	235	500	47.0	4	12	33.3	145	212	68.4	228	7.4	46	75	44	55	974	619	20.0
BE	16	121	264	45.8	4	9	44.4	65	92	70.7	115	7.2	22	26	17	39	516	311	19.4
TOTALS	**109**	**624**	**1364**	**45.7**	-	-	-	**406**	**630**	**64.4**	**668**	**6.1**	**136**	**257**	**116**	**110**	**3051**	**1664**	**15.3**
BE	**55**	**288**	**692**	**41.6**	**8**	**21**	**38.0**	**202**	**299**	**68.6**	**319**	**5.8**	**73**	**51**	**49**	**127**	**1560**	**786**	**14.3**
ROBINSON, JACK																			
1975-76	8	1	6	16.7	-	-	-	1	2	50.0	3	0.4	3	-	-	-	-	3	0.4
ROBINSON, STANLEY																			
2006-07	31	52	139	37.4	16	42	38.1	37	56	66.1	136	4.4	25	42	17	9	534	157	5.1
BE	16	20	70	28.6	10	30	33.3	13	25	52.0	64	4.0	12	21	5	5	294	63	3.9
2007-08	33	136	289	47.1	28	67	41.8	43	64	67.2	214	6.5	39	47	42	18	915	343	10.4
BE	18	70	151	46.4	16	39	41.0	25	33	75.8	120	6.7	26	21	19	5	516	181	10.1
2008-09	28	97	192	50.5	3	23	13.0	40	63	63.5	166	5.9	33	44	30	17	696	237	8.5
BE	18	45	104	43.3	1	15	6.7	19	32	59.4	99	5.5	22	29	18	10	415	110	6.1
TOTALS	**92**	**285**	**620**	**46.0**	**47**	**132**	**35.6**	**120**	**183**	**65.6**	**516**	**5.6**	**97**	**133**	**89**	**44**	**2145**	**737**	**8.0**
BE	**52**	**135**	**325**	**41.5**	**27**	**84**	**32.1**	**57**	**90**	**63.3**	**283**	**5.4**	**60**	**71**	**42**	**20**	**1225**	**354**	**6.8**
RODGERS, PATRICK																			
1945-46	4	0	-	-	-	-	-	2	-	-	-	-	-	-	-	-	-	2	0.5
ROSE, JON E. (JACK)																			
1957-58	27	132	332	39.8	-	-	-	86	108	79.6	129	4.8	-	-	-	-	-	350	13.0
1958-59	24	129	406	31.8	-	-	-	125	181	69.0	140	5.8	-	-	-	-	-	383	16.0
1959-60	26	127	370	34.3	-	-	-	129	170	75.9	112	4.3	-	-	-	-	-	383	14.7
TOTALS	**77**	**388**	**1108**	**35.0**	-	-	-	**340**	**459**	**74.1**	**381**	**4.9**	-	-	-	-	-	**1116**	**14.5**
RUDDY, GORDON																			
1953-54	25	59	-	-	-	-	-	57	-	-	-	-	-	-	-	-	-	175	7.0
1954-55	25	87	252	34.6	-	-	-	68	111	61.4	156	6.3	-	-	-	-	-	242	9.7
1955-56	27	168	-	-	-	-	-	113	-	-	-	-	-	-	-	-	-	449	16.6
TOTALS	**77**	**314**	-	-	-	-	-	**238**	-	-	-	-	-	-	-	-	-	**866**	**11.2**
RYAN, RAY 1929-30																			
SANTOLI, JAY (MGR) 1964-65																			
SAUNDERS, EDMUND																			
1998-99	35	86	153	56.2	1	1	1.00	38	63	60.3	166	4.7	23	39	25	24	621	211	6.0
BE	17	42	78	53.8	1	1	1.00	24	34	70.6	69	4.1	11	21	12	11	303	109	6.4
1999-00	33	100	189	52.9	0	1	0.0	50	77	64.9	163	4.9	42	53	13	36	755	250	7.6
BE	14	34	72	47.2	0	1	0.0	20	31	64.5	65	4.6	17	27	4	15	320	88	6.3
2000-01	32	122	230	53.0	1	3	33.3	72	106	67.9	229	7.2	28	61	17	37	913	317	9.9
BE	16	52	108	48.1	0	2	0.0	38	51	74.5	104	6.5	15	29	8	19	469	142	8.9
TOTALS	**100**	**308**	**572**	**53.9**	**2**	**5**	**40.0**	**160**	**246**	**65.0**	**558**	**5.6**	**93**	**153**	**55**	**97**	**2289**	**778**	**7.8**
BE	**47**	**128**	**258**	**49.6**	**1**	**4**	**25.0**	**82**	**116**	**70.7**	**238**	**5.1**	**43**	**57**	**24**	**45**	**1092**	**339**	**7.2**
SAVAGE, FRANCIS (MGR) 1957-58																			
SCHMIDT, WILLIAM																			
1956-57	25	128	288	44.4	-	-	-	86	149	57.8	271	10.8	-	-	-	-	-	332	13.3
1957-58	27	98	244	40.1	-	-	-	59	95	62.0	235	8.7	-	-	-	-	-	255	9.5
TOTALS	**52**	**226**	**532**	**42.3**	-	-	-	**145**	**244**	**59.4**	**506**	**9.7**	-	-	-	-	-	**587**	**11.3**
SCOTT, KEN																			
1985-86	13	3	7	42.9	-	-	-	0	0	0.0	4	0.3	1	2	1	1	25	6	0.5
BE	7	1	2	50.0	-	-	-	0	0	0.0	1	0.1	1	1	0	1	13	2	0.3
SELLERS, W. ROD																			
1988-89	31	45	97	46.4	0	1	0.0	28	52	53.8	129	4.2	7	19	9	7	519	118	3.8
BE	16	16	35	45.7	0	0	0.0	12	25	48.0	53	3.3	2	5	4	11	254	44	2.8
1989-90	37	114	212	53.8	0	0	0.0	77	147	52.4	195	5.3	16	58	31	27	854	305	8.2
BE	16	49	95	51.6	0	0	0.0	41	77	53.2	92	5.8	8	10	11	27	422	139	8.7
1990-91	31	134	242	55.4	0	0	0.0	94	165	57.0	247	8.0	35	59	27	32	956	362	11.7
BE	16	71	124	57.3	0	0	0.0	48	76	63.2	130	8.1	14	19	12	30	539	190	11.9
1991-92	29	116	196	59.2	0	0	0.0	126	190	66.3	253	8.7	42	48	13	18	919	358	12.3
BE	18	70	121	57.9	0	0	0.0	80	115	69.6	159	8.8	32	12	9	33	602	220	11.9
TOTALS	**128**	**409**	**747**	**54.8**	**0**	**1**	**0.0**	**325**	**554**	**58.7**	**824**	**6.4**	**100**	**184**	**80**	**84**	**3248**	**1143**	**8.9**
BE	**66**	**206**	**375**	**54.9**	**0**	**0**	**0.0**	**181**	**293**	**61.8**	**434**	**6.6**	**56**	**46**	**36**	**101**	**1817**	**593**	**9.3**

ALL-TIME LETTERWINNERS

● 2004, 1999 NCAA National Champions ● 2009, 2004, 1999 NCAA Final Four ●



Gordon Ruddy 1954-56



Rod Sellers 1989-92



Stanley Sorota 1947-50



Bob Staak 1969-71

NAME	G	FG	FGA	PCT	3FG	3FGA	PCT	FT	FTA	PCT	REB	AVG	A	TO	B	S	MIN	PTS	AVG
SELVIE, JOHNNIE																			
2000-01	31	133	243	54.7	0	0	0.0	73	109	67.0	171	5.5	8	67	32	19	735	339	10.9
BE	15	54	112	.482	0	0	.000	28	42	.667	83	5.5	5	35	19	5	370	136	9.1
2001-02	33	152	298	51.0	0	0	0.0	73	126	57.9	197	6.0	13	80	34	21	947	377	11.4
BE	15	69	131	52.7	0	0	0.0	38	64	59.4	86	5.7	2	33	13	11	419	176	11.7
TOTALS	**64**	**285**	**541**	**52.7**	**0**	**0**	**0.0**	**146**	**235**	**62.1**	**368**	**5.8**	**21**	**147**	**66**	**40**	**1682**	**716**	**11.2**
BE	**30**	**123**	**243**	**50.6**	**0**	**0**	**0.0**	**66**	**106**	**62.3**	**169**	**5.6**	**7**	**68**	**32**	**16**	**789**	**312**	**10.4**
SHAGES, EDWARD 1933-34																			
SHEA, JOHN																			
1984-85	13	9	22	40.9	-	-	-	4	6	66.7	5	0.4	6	3	0	2	47	22	1.7
BE	6	1	7	14.3	-	-	-	0	1	0.0	1	0.2	0	0	0	0	9	2	0.3
1985-86	20	22	51	43.1	-	-	-	5	11	45.5	22	1.1	10	6	0	1	127	49	2.5
BE	11	10	31	32.3	-	-	-	4	7	57.1	15	1.4	5	0	0	3	77	24	2.2
TOTALS	**33**	**31**	**73**	**42.5**	**-**	**-**	**-**	**9**	**17**	**52.9**	**27**	**81.8**	**16**	**9**	**0**	**3**	**174**	**71**	**2.2**
BE	**17**	**11**	**38**	**29.0**	**-**	**-**	**-**	**4**	**8**	**50.0**	**16**	**0.9**	**5**	**0**	**0**	**3**	**86**	**26**	**1.5**
SHEFFER, DORON																			
1993-94	34	141	279	50.5	50	123	407	72	98	73.5	128	3.8	164	87	7	79	1036	404	11.9
BE	18	74	147	50.3	32	75	42.7	42	58	72.4	66	3.7	87	48	2	42	583	222	12.3
1994-95	33	121	302	40.1	38	104	36.5	85	113	75.2	155	4.7	183	103	2	50	951	365	11.1
BE	18	67	160	41.9	22	55	40.0	39	55	70.9	87	4.8	106	55	1	24	509	195	10.8
1995-96	35	182	423	43.0	95	234	40.6	101	119	84.9	169	4.8	212	108	13	65	1115	560	16.0
BE	18	90	213	42.3	51	125	40.8	55	66	83.3	87	4.8	113	68	6	36	594	286	15.9
TOTALS	**102**	**444**	**1004**	**44.2**	**183**	**461**	**39.7**	**258**	**330**	**78.2**	**452**	**4.4**	**559**	**298**	**22**	**194**	**3102**	**1329**	**13.0**
BE	**54**	**231**	**520**	**44.4**	**105**	**255**	**41.2**	**136**	**179**	**76.0**	**240**	**4.4**	**306**	**171**	**9**	**102**	**1686**	**703**	**13.0**
SHELDON, ROLAND F.																			
1959-60	10	60	157	38.2	-	-	-	15	16	93.8	71	7.1	-	-	-	-	-	135	13.5
SIBILIA, PATRICK																			
1972-73	1	0	0	0.0	-	-	-	0	0	0.0	0	0.0	1	-	-	-	-	0	0.0
1973-74	7	3	10	30.0	-	-	-	1	2	50.0	6	0.9	0	-	-	-	-	7	1.0
1974-75	6	0	7	0.0	-	-	-	0	0	0.0	2	0.3	0	-	-	-	-	0	0.0
TOTALS	**14**	**3**	**17**	**17.6**	**-**	**-**	**-**	**1**	**2**	**50.0**	**8**	**0.6**	**1**	**-**	**-**	**-**	**-**	**7**	**0.5**
SILVERSTEIN, HOWARD																			
1949-50	24	45	154	29.2	-	-	-	19	29	65.5	-	-	-	-	-	-	-	109	4.5
1950-51	19	14	49	28.5	-	-	-	3	5	60.0	12	0.7	12	-	-	-	-	31	1.6
TOTALS	**43**	**59**	**203**	**29.1**	**-**	**-**	**-**	**22**	**34**	**64.7**	**-**	**-**	**-**	**-**	**-**	**-**	**-**	**140**	**3.3**
SIMMONS, CLINTON JR.																			
1987-88	9	1	4	25.0	0	0	0.0	2	2	100.0	2	0.2	0	3	0	0	13	4	0.4
BE	1	0	0	0.0	0	0	0.0	0	0	0.0	0	0.0	0	0	0	0	1	0	0.0
1988-89	8	1	9	11.1	1	3	33.3	4	4	100.0	3	0.4	0	1	0	0	16	7	0.9
BE	2	0	5	0.0	0	1	0.0	2	2	100.0	2	1.0	0	0	0	0	4	2	1.0
TOTALS	**17**	**2**	**13**	**15.4**	**1**	**3**	**33.3**	**6**	**6**	**100.0**	**5**	**0.3**	**0**	**4**	**0**	**0**	**29**	**11**	**0.6**
BE	**3**	**0**	**5**	**0.0**	**0**	**1**	**0.0**	**2**	**2**	**100.0**	**2**	**0.7**	**0**	**0**	**0**	**0**	**5**	**2**	**0.7**
SKUBLISKAS, JOHN B. 1930-31, 1931-32																			
SLOMCENSKI, EDWARD																			
1961-62	23	82	168	48.8	-	-	-	66	98	67.3	219	9.5	-	-	-	-	-	230	10.0
1962-63	25	136	272	49.6	-	-	-	75	120	62.5	271	10.8	-	-	-	-	-	345	13.8
1963-64	27	78	148	52.7	-	-	-	60	82	73.2	217	8.0	-	-	-	-	-	216	8.0
TOTALS	**75**	**296**	**588**	**50.3**	**-**	**-**	**-**	**201**	**300**	**67.0**	**707**	**9.4**	**-**	**-**	**-**	**-**	**-**	**791**	**10.5**
SMITH, CHRISTOPHER G.																			
1988-89	29	111	274	40.5	40	104	38.5	26	46	56.5	82	2.8	87	40	6	39	829	288	9.9
BE	14	57	144	39.6	20	55	36.4	16	20	80.0	44	3.1	33	19	2	18	404	150	10.7
1989-90	37	207	496	41.7	75	191	39.3	146	180	81.1	92	2.5	132	82	7	63	1221	635	17.2
BE	16	88	218	40.4	27	88	30.7	77	98	78.6	45	2.8	46	29	1	32	560	280	17.5
1990-91	31	208	474	43.9	46	117	39.3	123	171	71.9	90	2.9	105	81	15	55	1130	585	18.9
BE	16	104	251	41.4	23	58	39.7	81	107	75.7	46	2.9	56	23	6	42	612	312	19.5
1991-92	30	202	487	41.5	81	193	42.0	152	190	80.0	98	3.3	112	83	15	36	1090	637	21.2
BE	18	129	299	43.1	49	118	41.5	91	117	77.8	61	3.4	67	18	10	52	686	398	22.1
TOTALS	**127**	**728**	**1731**	**42.1**	**242**	**605**	**40.0**	**447**	**587**	**76.1**	**362**	**2.9**	**436**	**286**	**43**	**193**	**4270**	**2145**	**16.9**
BE	**64**	**378**	**912**	**41.4**	**119**	**319**	**37.3**	**265**	**342**	**77.5**	**196**	**3.1**	**202**	**89**	**19**	**144**	**2262**	**1140**	**17.8**
SMITH, MIKE																			
1996-97	0	0	0	0.0	0	0	0.0	0	0	0.0	0	0.0	0	0	0	0	0	0	0.0
SMITH, TIMOTHY																			
1966-67	12	7	18	38.9	-	-	-	5	6	83.3	14	1.2	-	-	-	-	-	19	1.6
1967-68	22	120	270	44.4	-	-	-	37	46	80.4	164	7.5	-	-	-	-	-	277	12.6
TOTALS	**34**	**127**	**288**	**44.1**	**-**	**-**	**-**	**42**	**52**	**80.8**	**178**	**5.2**	**-**	**-**	**-**	**-**	**-**	**296**	**8.7**
SOROTA, STANLEY																			
1946-47	18	49	-	-	-	-	-	26	-	-	-	-	-	-	-	-	-	124	6.4
1947-48	23	83	-	-	-	-	-	40	-	-	-	-	-	-	-	-	-	206	9.0
1948-49	24	88	286	30.8	-	-	-	52	96	54.2	-	-	-	-	-	-	-	228	9.5
1949-50	25	65	204	31.8	-	-	-	40	69	57.9	-	-	-	-	-	-	-	170	6.8
TOTALS	**90**	**285**	-	-	-	-	-	**158**	-	-	-	-	-	-	-	-	-	**728**	**8.1**
SOTILLE, GEORGE 1949-50																			
SPADOLA, RENATO 1937-38, 1939-40																			
SPAKOWSKI, JOHN (MGR) 1939-40																			
SPENCER, BEN																			
2005-06	3	0	0	0.0	0	0	0.0	1	2	50.0	2	0.7	0	0	0	0	3	1	0.3
2006-07	4	0	1	0.0	0	1	0.0	0	0	0.0	0	0.0	0	1	0	0	4	0	0.0
TOTALS	**7**	**0**	**1**	**0.0**	**0**	**1**	**0.0**	**1**	**2**	**50.0**	**2**	**0.3**	**0**	**1**	**0**	**0**	**7**	**1**	**0.1**
SPRADLING, JAMES R.																			
1986-87	25	7	22	31.8	0	0	0.0	9	15	60.0	22	0.9	2	12	5	3	187	23	0.9
BE	15	4	16	25.0	0	0	0.0	4	7	57.1	19	1.3	2	2	5	9	140	12	0.8
1987-88	9	1	6	16.7	0	0	0.0	0	0	0.0	3	0.4	0	1	0	1	23	2	0.3
BE	4	0	1	0.0	0	0	0.0	0	0	0.0	0	0.0	0	0	0	0	6	0	0.0
TOTALS	**34**	**8**	**28**	**28.6**	**0**	**0**	**0.0**	**9**	**15**	**60.0**	**25**	**0.7**	**2**	**13**	**5**	**4**	**210**	**25**	**0.7**
BE	**19**	**4**	**17**	**23.6**	**0**	**0**	**0.0**	**4**	**7**	**57.1**	**19**	**1.3**	**2**	**2**	**5**	**9**	**146**	**12**	**0.6**
SRB, JUSTIN																			
1994-95	5	1	4	25.0	1	2	50.0	1	4	25.0	1	0.2	0	0	0	0	6	4	0.8
BE	1	0	0	0.0	0	0	0.0	0	0	0.0	0	0.0	0	0	0	0	1	0	0.0
1995-96	8	0	4	0.0	0	1	0.0	0	0	0.0	4	0.5	0	0	0	0	12	0	0.0
BE	3	0	1	0.0	0	1	0.0	0	0	0.0	0	0.0	0	0	0	0	3	0	0.0
TOTALS	**13**	**1**	**8**	**12.5**	**1**	**3**	**33.3**	**1**	**4**	**25.0**	**5**	**0.4**	**0**	**0**	**0**	**0**	**18**	**4**	**0.3**
BE	**4**	**0**	**1**	**0.0**	**0**	**1**	**0.0**	**0**	**0**	**0.0**	**0**	**0.0**	**0**	**0**	**0**	**0**	**4**	**0**	**0.0**
STAAK, ROBERT J.																			
1968-69	24	181	406	44.6	-	-	-	46	65	70.8	65	2.7	-	-	-	-	-	408	17.0
1969-70	23	168	367	45.7	-	-	-	42	60	70.0	78	3.4	54	-	-	-	-	378	16.4
1970-71	24	214	436	49.1	-	-	-	74	90	2.2	118	4.9	40	-	-	-	-	502	20.9
TOTALS	**71**	**563**	**1209**	**46.6**	**-**	**-**	**-**	**162**	**215**	**75.3**	**261**	**3.7**	**-**	**-**	**-**	**-**	**-**	**1288**	**18.1**
STANDISH, JAMES 1932-33																			
STEELE, SEAN (MGR) 1991-92, 1994-95																			
STEFKOVICH, NICHOLAS																			
1976-77	20	9	14	64.3	-	-	-	10	21	47.6	8	0.4	0	-	-	-	-	28	1.4
1977-78	19	5	19	26.3	-	-	-	12	20	60.0	7	0.4	9	-	-	-	-	22	1.2
1978-79	9	1	3	33.3	-	-	-	3	3	100.0	2	0.2	3	-	-	0	20	5	0.6
1979-80	11	8	17	47.1	-	-	-	4	10	40.0	3	0.3	8	-	-	2	61	20	1.8
BE	1	0	0	0.0	-	-	-	0	0	0.0	0	0.0	0	0	0	0	1	0	0.0
TOTALS	**59**	**23**	**53**	**43.4**	**-**	**-**	**-**	**29**	**54**	**53.7**	**20**	**0.3**	**20**	**-**	**-**	**-**	**-**	**75**	**1.3**
STEINBERG, ROBERT																			
1965-66	21	52	109	47.7	-	-	-	31	65	47.7	106	5.0	-	-	-	-	-	135	6.4
1966-67	16	31	60	41.7	-	-	-	20	43	46.5	70	4.4	-	-	-	-	-	82	5.1
TOTALS	**37**	**83**	**169**	**49.1**	**-**	**-**	**-**	**51**	**108**	**47.2**	**176**	**4.8**	**-**	**-**	**-**	**-**	**-**	**217**	**5.9**
STRASKA, STANLEY F. (MGR) 1932-33																			
STRUMELLO, EDWARD 1968-69																			
STUART, WILLIAM M. 1979-80																			
SUHR, MARC																			
1988-89	2	1	1	100.0	0	0	0.0	3	4	75.0	4	2.0	0	0	0	0	4	5	2.5
BE	0	0	0	0.0	0	0	0.0	0	0	0.0	0	0.0	0	0	0	0	0	0	0.0
1989-90	7	5	16	31.3	0	0	0.0	0	2	0.0	7	05	0	3	0	1	30	10	0.8
BE	2	1	1	100.0	0	0	0.0	0	0	0.0	0	0.0	0	1	0	0	2	2	1.0
1990-91	10	4	15	26.7	0	0	0.0	0	8	0.0	8	0.8	1	2	7	0	34	8	0.8
BE	1	1	1	100.0	0	0	0.0	0	0	0.0	1	1.0	0	0	0	0	1	2	2.0
TOTALS	**19**	**10**	**32**	**31.3**	**0**	**0**	**0.0**	**3**	**14**	**21.4**	**19**	**1.0**	**1**	**5**	**7**	**1**	**68**	**23**	**1.2**
BE	**3**	**2**	**2**	**100.0**	**0**	**0**	**0.0**	**0**	**0**	**0.0**	**1**	**0.3**	**0**	**1**	**0**	**0**	**3**	**4**	**1.3**
SULLIVAN, JAMES L.																			
1978-79	27	28	79	35.4	-	-	-	18	38	47.4	24	0.9	45	-	-	15	336	74	2.7
1979-80	29	41	81	50.6	-	-	-	19	28	67.9	26	0.9	57	-	-	19	418	101	3.5
BE	6	14	25	56.0	-	-	-	9	12	75.0	8	1.3	14	1	2	11	101	37	6.2
1980-81	7	6	16	37.5	-	-	-	1	3	33.3	4	0.6	4	4	0	3	28	13	1.9
BE	1	0	0	0.0	-	-	-	0	0	0.0	0	0.0	0	0	0	0	1	3	0.0
1981-82	22	19	38	50.0	-	-	-	8	12	66.7	15	0.7	31	15	2	12	209	46	2.1
BE	10	2	4	50.0	-	-	-	2	5	40.0	7	0.7	8	2	0	3	54	6	0.6
TOTALS	**85**	**94**	**214**	**43.9**	**-**	**-**	**-**	**46**	**81**	**56.8**	**69**	**81.2**	**137**	**-**	**-**	**49**	**991**	**234**	**2.8**
BE	**17**	**16**	**29**	**55.2**	**-**	**-**	**-**	**11**	**17**	**64.7**	**15**	**0.9**	**22**	**3**	**2**	**15**	**158**	**43**	**2.5**
SWAIN, ROBERT																			
2000-01	11	6	14	42.9	4	7	57.1	0	0	0.0	5	0.5	2	4	0	0	43	16	1.5
BE	8	3	8	37.5	1	3	33.3	0	0	0.0	2	0.3	0	3	0	0	26	7	0.9
2001-02	5	3	6	50.0	2	4	50.0	0	1	0.0	2	0.4	0	0	0	1	10	8	1.6
TOTALS	**16**	**9**	**20**	**45.0**	**6**	**11**	**54.5**	**0**	**1**	**0.0**	**7**	**0.4**	**2**	**4**	**0**	**1**	**53**	**24**	**1.5**
BE	**8**	**3**	**8**	**37.5**	**1**	**3**	**33.3**	**0**	**0**	**0.0**	**2**	**0.3**	**0**	**3**	**0**	**0**	**26**	**7**	**0.9**
SWALLER, RYAN																			
2002-03	7	1	4	25.0	0	0	0.0	2	4	50.0	5	0.7	1	2	0	0	8	4	0.6
BE	2	0	0	0.0	0	0	0.0	0	0	0.0	0	0.0	0	0	0	0	2	0	0.0
2003-04	13	3	7	42.9	0	3	0.0	0	2	0.0	4	0.3	2	1	0	0	17	6	0.5
BE	6	1	3	33.3	0	1	0.0	0	2	0.0	2	0.5	1	0	0	0	5	2	0.5
TOTAL	**20**	**4**	**11**	**36.4**	**0**	**3**	**0.0**	**2**	**6**	**33.3**	**9**	**0.5**	**3**	**3**	**0**	**0**	**25**	**10**	**0.5**
BE	**6**	**1**	**3**	**33.3**	**0**	**1**	**0.0**	**0**	**2**	**0.0**	**2**	**0.3**	**1**	**0**	**0**	**0**	**7**	**2**	**0.3**
TARASKY, NICHOLAS (MGR) 1934-35																			
TARBELL, KARL K.																			
1946-47	16	4	-	-	-	-	-	3	-	-	-	-	-	-	-	-	-	11	0.7
TARBELL, KENNETH 1947-48																			
TAYLOR, ROBERT																			
1969-70	23	94	209	44.9	-	-	-	44	80	55.0	208	9.0	27	-	-	-	-	232	10.1
TAYLOR, WILLIAM M.																			
1982-83	7	1	5	20.0	-	-	-	0	1	0.0	3	0.4	0	0	0	0	13	2	0.3
BE	5	1	4	25.0	-	-	-	0	1	0.0	3	0.6	0	0	0	0	11	2	0.4
TEMKIN, ABRAHAM (MGR) 1938-39																			
THABEET, HASHEEM																			
2006-07	31	67	121	55.4	0	0	0.0	59	115	51.3	199	6.4	12	49	118	6	758	193	6.2
BE	16	31	55	56.4	0	0	0.0	25	49	51.0	95	5.9	5	23	60	1	398	87	5.4
2007-08	33	114	189	60.3	0	0	0.0	118	169	69.8	260	7.9	12	58	147	9	1024	346	10.5
BE	18	56	100	56.0	0	0	0.0	63	88	71.6	137	7.6	7	35	94	3	581	175	9.7
2008-09	36	178	278	64.0	0	0	0.0	133	212	62.7	388	10.8	17	68	152	22	1145	489	13.6
BE	18	87	142	61.3	0	0	0.0	53	92	57.6	189	10.5	8	34	89	12	595	227	12.6
TOTALS	**100**	**359**	**588**	**61.1**	**0**	**0**	**0.0**	**310**	**496**	**62.5**	**847**	**8.5**	**41**	**175**	**417**	**37**	**2927**	**1028**	**10.3**
BE	**52**	**174**	**297**	**58.6**	**0**	**0**	**0.0**	**141**	**229**	**61.6**	**421**	**8.1**	**20**	**92**	**243**	**16**	**1574**	**489**	**9.4**

ALL-TIME LETTERWINNERS

●Ten BIG EAST Regular Season Championships ● Six BIG EAST Tournament Championships ●



John Thomas 1973-76



Corny Thompson 1979-82



George Uhl 1960-61



Al Vaughn 1971-73

NAME	G	FG	FGA	PCT	3FG	3FGA	PCT	FT	FTA	PCT	REB	AVG	A	TO	B	S	MIN	PTS	AVG
THOMAS, JOHNNY L.																			
1972-73	8	15	25	60.0	-	-	-	2	3	66.7	49	6.1	6	-	-	-	-	32	4.0
1973-74	26	62	140	44.3	-	-	-	27	46	58.7	271	10.4	24	-	-	-	-	151	5.8
1974-75	28	103	232	44.4	-	-	-	31	64	48.4	301	10.8	22	-	-	-	-	237	8.5
1975-76	29	121	245	49.4	-	-	-	66	104	63.5	402	13.9	54	-	-	-	-	308	10.6
TOTALS	**91**	**301**	**642**	**46.9**	-	-	-	**126**	**217**	**58.1**	**1023**	**11.2**	**106**	-	-	-	-	**728**	**8.0**
THOMAS, MARCUS																			
1993-94	20	4	10	40.0	3	8	37.5	1	4	25.0	2	0.1	6	5	0	1	36	12	0.6
BE	7	2	2	1.00	1	1	1.00	0	0	0.0	1	0.1	3	0	0	2	8	5	0.7
1994-95	17	2	6	33.3	2	5	40.0	2	2	100.0	2	0.1	5	4	0	1	32	8	0.5
BE	8	2	2	1.00	2	2	1.00	0	0	0.0	1	0.1	1	0	0	2	12	6	0.8
TOTALS	**37**	**6**	**16**	**37.5**	**5**	**13**	**38.5**	**3**	**6**	**50.0**	**4**	**0.1**	**11**	**9**	**0**	**2**	**68**	**20**	**0.5**
BE	**15**	**4**	**4**	**1.00**	**3**	**3**	**1.00**	**0**	**0**	**0.0**	**2**	**0.1**	**4**	**0**	**0**	**4**	**20**	**11**	**0.7**
THOMAS, REGGIE (MGR) 1984-85																			
THOMPSON, CORNELIUS A.																			
1978-79	29	190	401	47.4	-	-	-	158	198	79.8	289	10.0	53	-	-	45	991	538	18.6
1979-80	29	167	334	50.0	-	-	-	123	155	79.4	270	9.3	71	-	-	45	993	457	15.8
BE	6	42	71	59.2	-	-	-	20	29	69.0	56	9.3	15	11	4	15	217	104	17.3
1980-81	29	151	304	49.7	-	-	-	133	168	79.2	235	8.1	45	60	17	47	1001	435	15.0
BE	14	73	138	52.9	-	-	-	71	89	79.8	96	6.9	17	21	4	31	490	217	15.5
1981-82	27	149	291	51.2	-	-	-	82	114	71.9	223	8.3	47	63	15	42	977	380	14.1
BE	14	80	160	50.0	-	-	-	52	68	76.5	128	9.1	21	26	7	42	556	212	15.1
TOTALS	**114**	**657**	**1330**	**49.4**	-	-	-	**496**	**635**	**78.1**	**1017**	**8.9**	**216**	**-**	**-**	**179**	**3962**	**1810**	**15.9**
BE	**34**	**195**	**369**	**52.9**	**-**	**-**	**-**	**143**	**186**	**76.9**	**280**	**8.2**	**53**	**58**	**15**	**88**	**1263**	**533**	**15.7**
THOMPSON, RICHARD																			
1964-65	25	43	109	39.5	-	-	-	40	56	71.4	103	4.1	-	-	-	-	-	26	5.0
1965-66	24	53	101	52.5	-	-	-	32	44	72.8	121	5.0	-	-	-	-	-	138	5.8
1966-67	21	27	54	50.0	-	-	-	16	22	727	105	5.0	-	-	-	-	-	70	3.3
TOTALS	**70**	**123**	**264**	**46.6**	-	-	-	**88**	**122**	**72.1**	**329**	**4.7**	-	-	-	-	-	**234**	**3.3**
THOMPSON, RYAN																			
2004-05	16	8	15	53.3	4	10	40.0	0	0	0.0	15	0.9	6	4	0	2	93	20	1.3
BE	6	4	8	50.0	3	6	50.0	0	0	0.00	7	1.2	4	0	0	1	51	11	1.8
2005-06	5	2	7	28.6	1	4	25.0	2	4	50.0	3	0.6	3	1	1	2	24	7	1.4
BE	0	0	0	0.0	0	0	0.0	0	0	0.0	0	0.0	0	0	0	0	0	0	0.0
TOTALS	**21**	**10**	**22**	**45.5**	**5**	**14**	**35.7**	**2**	**4**	**50.0**	**18**	**0.9**	**9**	**5**	**1**	**4**	**117**	**27**	**1.3**
BE	**6**	**4**	**8**	**50.0**	**3**	**6**	**50.0**	**0**	**0**	**0.00**	**7**	**1.2**	**4**	**0**	**0**	**1**	**51**	**11**	**1.8**
TONELLA, ED																			
1998-99	9	2	4	50.0	0	1	0.0	0	2	0.0	1	0.1	1	0	0	1	12	4	0.4
BE	3	0	1	0.0	0	0	0.0	0	0	0.0	0	0.0	1	0	0	1	5	0	0.0
TOOLES, SHAMON																			
2000-01	17	1	2	50.0	0	0	0.0	0	4	0.0	5	0.3	0	0	0	0	44	2	0.1
BE	9	0	1	0.0	0	0	0.0	0	2	0.0	2	0.2	0	1	2	0	19	0	0.0
2001-02	20	4	9	44.4	0	0	0.0	9	10	90.0	15	0.8	0	5	1	2	87	17	0.9
BE	11	3	6	50.0	0	0	0.0	4	4	1.00	10	0.9	0	2	0	1	61	10	0.9
2002-03	30	20	41	48.8	0	0	0.0	17	23	73.9	71	2.4	12	17	8	9	325	57	1.9
BE	15	11	23	47.8	0	0	0.0	8	12	66.7	36	2.4	2	13	4	5	198	30	2.0
2003-04	37	9	14	64.3	0	0	0.0	6	11	54.5	44	1.2	5	10	4	10	221	24	0.6
BE	15	1	4	25.0	0	0	0.0	2	2	1.00	14	0.9	1	5	3	2	76	4	0.3
TOTALS	**104**	**34**	**66**	**51.5**	**0**	**0**	**0.0**	**32**	**48**	**66.7**	**135**	**1.3**	**17**	**32**	**13**	**21**	**677**	**100**	**1.0**
BE	**50**	**15**	**34**	**44.1**	**0**	**0**	**0.0**	**14**	**20**	**70.0**	**62**	**1.2**	**3**	**21**	**9**	**8**	**354**	**44**	**0.9**
TURN, EDWARD 1947-48																			
UHL, GEORGE																			
1959-60	26	83	195	42.6	-	-	-	47	63	74.6	98	3.8	-	-	-	-	-	213	8.2
1960-61	24	65	162	40.1	-	-	-	47	67	70.1	89	3.7	-	-	-	-	-	177	7.4
TOTALS	**50**	**148**	**357**	**41.5**	-	-	-	**94**	**130**	**72.3**	**187**	**3.7**	-	-	-	-	-	**390**	**7.8**
URSERY, ROBERT																			
1985-86	19	19	51	37.3	-	-	-	7	12	58.3	32	1.7	10	8	0	7	157	45	2.4
BE	12	7	26	26.9	-	-	-	2	4	50.0	16	1.3	3	2	0	2	86	16	1.3
1986-87	27	43	106	40.6	3	7	42.9	15	36	41.7	61	2.3	32	34	7	7	479	104	3.9
BE	15	25	63	39.7	3	6	50.0	11	22	50.0	23	1.5	12	3	3	19	277	64	4.3
1987-88	30	39	73	53.4	5	9	55.6	14	28	50.0	59	2.0	16	21	3	4	368	97	3.2
BE	16	20	40	50.0	1	4	25.0	10	19	52.6	35	2.2	11	2	1	9	207	51	3.2
TOTALS	**76**	**101**	**230**	**43.9**	-	-	-	**36**	**76**	**47.3**	**152**	**2.0**	**58**	**63**	**10**	**18**	**1004**	**246**	**3.2**
BE	**43**	**52**	**129**	**40.3**	**4**	**10**	**40.0**	**23**	**45**	**51.1**	**74**	**1.7**	**26**	**7**	**4**	**30**	**570**	**131**	**3.0**
VARTELAS, JERRY																			
1950-51	6	1	12	8.3	-	-	-	4	6	66.7	11	2.0	2	-	-	-	-	6	1.0
VAUGHAN, MICHAEL																			
1981-82	9	10	13	76.9	-	-	-	5	10	50.0	12	1.3	1	2	1	3	30	25	2.8
BE	2	3	4	75.0	-	-	-	0	0	0.0	5	2.5	1	0	0	0	4	6	3.0
1982-83	21	10	28	35.7	-	-	-	1	3	33.3	31	1.5	0	7	4	3	121	21	1.0
BE	12	7	20	35.0	-	-	-	1	2	50.0	18	1.5	0	1	3	4	79	15	1.3
TOTALS	**30**	**20**	**41**	**48.8**	-	-	-	**6**	**13**	**46.2**	**43**	**1.4**	**1**	**9**	**5**	**6**	**151**	**46**	**1.5**
BE	**14**	**10**	**24**	**41.7**	**-**	**-**	**-**	**1**	**2**	**50.0**	**23**	**1.6**	**1**	**1**	**3**	**4**	**83**	**21**	**1.5**
VAUGHN, ALFONSO D.																			
1970-71	23	113	249	45.4	-	-	-	42	65	64.6	81	3.5	35	-	-	-	-	268	11.7
1971-72	23	132	324	40.7	-	-	-	44	76	57.9	84	3.7	61	-	-	-	-	308	13.4
1972-73	25	85	208	40.9	-	-	-	12	16	75.0	64	2.6	33	-	-	-	-	182	7.3
TOTALS	**71**	**330**	**781**	**42.3**	-	-	-	**98**	**157**	**62.4**	**229**	**3.2**	**129**	-	-	-	-	**758**	**10.7**
VENDETTI, BRIAN (MGR) 1996-97, 1997-98, 1998-99, 1999-2000																			
VERBILLO, NICHOLAS 1940-41, 1941-42																			
VERINIS, ANGELO 1939-40																			
VERINIS, JAMES 1940-41																			

NAME	G	FG	FGA	PCT	3FG	3FGA	PCT	FT	FTA	PCT	REB	AVG	A	TO	B	S	MIN	PTS	AVG
VERONICK, JAMES																			
2007-08	1	0	0	0.0	0	0	0.0	0	0	0.0	0	0.0	0	0	0	0	0	0	0.0
BE	1	0	0	0.0	0	0	0.0	0	0	0.0	0	0.0	0	0	0	0	0	0	0.0
2008-09	4	1	1	100.0	0	0	0.0	0	0	0.0	2	0.5	0	0	1	0	4	2	0.5
BE	1	0	0	0.0	0	0	0.0	0	0	0.0	0	0.0	0	0	0	0	1	0	0.0
TOTALS	**5**	**1**	**1**	**100.0**	**0**	**0**	**0.0**	**0**	**0**	**0.0**	**2**	**0.4**	**0**	**0**	**1**	**0**	**5**	**2**	**0.4**
BE	**2**	**0**	**0**	**0.0**	**0**	**0**	**0.0**	**0**	**0**	**0.0**	**0**	**0.0**	**0**	**0**	**0**	**0**	**1**	**0**	**0.0**
VILLANUEVA, CHARLES																			
2003-04	32	113	220	51.4	18	49	36.7	42	63	66.7	168	5.3	23	39	48	6	609	286	8.9
BE	16	49	104	47.1	8	22	36.4	15	23	65.2	70	4.4	14	19	22	3	287	121	7.6
2004-05	31	159	305	52.1	6	12	50.0	97	141	68.8	257	8.3	40	70	57	20	798	421	13.6
BE	16	85	164	51.8	2	4	50.0	66	88	75.0	144	9.0	23	42	30	14	459	238	14.9
TOTALS	**63**	**272**	**525**	**51.8**	**24**	**61**	**33.8**	**139**	**204**	**68.1**	**425**	**6.7**	**63**	**109**	**105**	**26**	**1407**	**707**	**11.2**
BE	**32**	**134**	**268**	**50.0**	**10**	**26**	**38.5**	**81**	**111**	**72.9**	**214**	**6.7**	**37**	**61**	**52**	**17**	**746**	**359**	**11.2**
VOSKUHL, JAKE																			
1996-97	33	48	99	48.5	0	0	0.0	36	57	63.2	181	5.5	20	37	46	23	678	132	4.0
BE	18	31	64	48.4	0	0	0.0	21	32	65.6	117	6.5	7	30	29	13	419	83	4.6
1997-98	37	100	177	56.5	0	0	0.0	56	83	67.5	262	7.1	27	66	49	25	877	256	6.9
BE	18	51	100	51.0	0	0	0.0	27	44	61.4	151	8.4	11	29	22	14	440	129	7.2
1998-99	34	66	129	51.2	0	0	0.0	54	87	62.1	218	6.4	38	61	51	20	728	186	5.5
BE	16	33	63	52.4	0	0	0.0	29	51	56.9	118	7.4	22	31	25	8	374	95	5.9
1999-00	34	109	191	57.1	0	0	0.0	71	104	68.3	219	6.4	39	62	47	18	777	289	8.5
BE	15	52	87	59.8	0	0	0.0	37	57	64.9	104	6.9	18	30	23	5	367	141	9.4
TOTALS	**138**	**323**	**596**	**54.2**	**0**	**0**	**0.0**	**217**	**331**	**65.6**	**880**	**6.4**	**124**	**226**	**193**	**86**	**3060**	**863**	**6.3**
BE	**67**	**167**	**314**	**53.2**	**0**	**0**	**0.0**	**114**	**184**	**62.0**	**490**	**7.3**	**58**	**120**	**99**	**40**	**1600**	**448**	**6.7**
WALKER, KEMBA																			
2008-09	36	110	234	47.0	13	48	27.1	88	123	71.5	125	3.5	104	66	6	38	907	321	8.9
BE	18	58	124	46.8	6	21	28.6	31	48	64.6	61	3.4	45	25	4	16	433	153	8.5
WALKER, TORAINO A.																			
1989-90	31	33	56	58.9	0	0	0.0	18	35	51.4	87	2.8	13	17	6	14	274	84	2.7
BE	12	6	14	42.9	0	0	0.0	6	13	46.2	17	1.4	5	3	3	2	65	18	1.5
1990-91	24	56	103	53.4	0	0	00	10	38	26.3	136	5.7	32	48	12	23	541	122	5.1
BE	16	35	65	53.8	0	0	0.0	9	31	29.0	95	5.9	19	19	8	35	379	79	4.9
1991-92	26	71	136	522	0	0	0.0	33	65	50.8	189	7.3	46	38	16	32	727	175	6.7
BE	14	37	75	49.3	0	0	0.0	24	42	57.1	102	7.3	28	20	10	19	414	98	7.0
1992-93	1	2	5	40.0	0	0	0.0	1	4	25.0	6	6.0	2	3	0	0	32	5	5.0
TOTALS	**82**	**162**	**300**	**54.0**	**0**	**0**	**0.0**	**62**	**142**	**43.7**	**418**	**5.1**	**93**	**106**	**34**	**69**	**1574**	**386**	**4.7**
BE	**42**	**78**	**154**	**50.6**	**0**	**0**	**0.0**	**39**	**86**	**45.3**	**214**	**5.1**	**52**	**42**	**21**	**56**	**858**	**195**	**4.6**
WALLEN, ANDREW K. (MGR) 1989-90, 1990-91																			
WANE, SOULEYMANE																			
1997-98	28	21	55	38.2	0	0	0.0	12	22	54.5	107	3.8	7	23	31	8	329	54	1.9
BE	16	10	30	33.3	0	0	0.0	5	9	55.6	62	3.9	5	13	17	2	197	25	1.6
1998-99	30	25	65	38.5	0	0	0.0	11	26	42.3	85	2.8	13	22	22	11	303	61	2.0
BE	14	9	27	33.3	0	0	0.0	3	6	50.0	36	2.6	3	8	4	3	119	21	1.5
1999-00	34	59	125	47.2	0	0	0.0	28	38	73.7	162	4.8	11	28	32	8	460	146	4.3
BE	16	25	50	50.0	0	0	0.0	7	8	87.5	60	3.8	4	7	12	2	193	57	3.6
2000-01	29	53	110	48.2	0	0	0.0	26	44	59.1	139	4.8	19	31	26	9	591	132	4.6
BE	16	30	57	52.6	0	0	0.0	16	30	53.3	80	5.0	12	19	14	5	350	76	4.8
TOTALS	**121**	**158**	**355**	**44.5**	**0**	**0**	**0.0**	**77**	**130**	**59.2**	**493**	**4.1**	**50**	**104**	**111**	**36**	**1683**	**393**	**3.3**
BE	**62**	**74**	**164**	**45.1**	**0**	**0**	**0.0**	**31**	**53**	**58.5**	**228**	**3.7**	**24**	**47**	**47**	**12**	**859**	**179**	**2.9**
WARREN, TERENCE																			
1984-85	28	42	109	38.5	-	-	-	27	49	55.1	53	1.9	96	51	1	19	530	111	4.0
BE	16	23	65	35.4	-	-	-	13	23	56.5	27	1.7	55	10	0	36	335	59	3.7
1985-86	23	9	39	23.1	-	-	-	12	27	44.4	31	1.4	59	50	2	11	358	30	1.3
BE	11	5	24	20.8	-	-	-	4	14	28.6	18	1.6	31	5	1	29	204	14	1.3
TOTALS	**51**	**51**	**148**	**34.5**	-	-	-	**39**	**76**	**51.**	**84**	**1.6**	**155**	**101**	**3**	**30**	**888**	**141**	**2.8**
BE	**27**	**28**	**89**	**31.5**	**-**	**-**	**-**	**17**	**37**	**46.0**	**45**	**1.7**	**86**	**15**	**1**	**65**	**539**	**73**	**2.7**
WATANASUPARP, ACE																			
2000-01	1	0	0	0.0	0	0	0.0	0	0	0.0	0	0.0	0	0	0	1	1	0	0.0
BE	1	0	0	0.0	0	0	0.0	0	0	0.0	0	0.0	0	0	0	1	1	0	0.0
2001-02	4	0	2	0.0	0	1	0.0	0	0	0.0	0	0.0	0	0	0	0	5	0	0.0
BE	2	0	0	0.0	0	0	0.0	0	0	0.0	0	0.0	0	0	0	0	2	0	0.0
TOTALS	**5**	**0**	**2**	**0.0**	**0**	**1**	**0.0**	**0**	**0**	**0.0**	**0**	**0.0**	**0**	**0**	**0**	**1**	**6**	**0**	**0.0**
BE	**3**	**0**	**0**	**0.0**	**0**	**0**	**0.0**	**0**	**0**	**0.0**	**0**	**0.0**	**0**	**0**	**0**	**1**	**3**	**0**	**0.0**
WATROUS, RICHARD																			
1950-51	17	12	31	38.8	-	-	-	13	22	59.1	28	1.7	1	-	-	-	-	37	2.2
WATSON, BRETT																			
1999-00	7	0	2	0.0	0	2	0.0	0	0	0.0	0	0.0	0	1	0	0	12	0	0.0
BE	1	0	1	0.0	0	1	0.0	0	0	0.0	0	0.0	0	0	0	0	0	0	0.0
WATSON, RICHARD																			
1951-52	8	5	8	62.5	-	-	-	0	1	0.0	5	0.6	1	-	-	-	-	10	1.3
1952-53	14	15	33	45.5	-	-	-	11	17	64.9	20	1.4	-	-	-	-	-	41	2.9
1953-54	26	101	-	-	-	-	-	87	-	-	-	-	-	-	-	-	-	289	11.1
TOTALS	**48**	**121**	-	-	-	-	-	**98**	-	-	-	-	-	-	-	-	-	**340**	**7.1**
WEHRLE, ALFRED																			
1953-54	15	6	-	-	-	-	-	8	-	-	-	-	-	-	-	-	-	20	1.3
1954-55	21	10	33	31.5	-	-	-	9	13	69.2	46	2.2	-	-	-	-	-	29	1.4
TOTALS	**36**	**16**	-	-	-	-	-	**17**	-	-	-	-	-	-	-	-	-	**49**	**1.4**
WESTON, ALBERT E. JR.																			
1972-73	18	98	218	45.0	-	-	-	56	63	88.9	45	2.5	67	-	-	-	-	252	14.0
1973-74	27	174	404	43.1	-	-	-	33	50	66.0	93	3.4	53	-	-	-	-	381	14.1
1974-75	28	144	322	44.7	-	-	-	48	58	82.8	90	3.2	63	-	-	-	-	336	12.0
1975-76	25	157	344	45.6	-	-	-	59	74	79.7	101	4.0	59	-	-	-	-	373	14.9
TOTALS	**98**	**573**	**1288**	**44.5**	-	-	-	**196**	**245**	**80.0**	**329**	**3.4**	**242**	-	-	-	-	**1342**	**13.7**

CONNECTICUT BASKETBALL LETTERWINNER HISTORY

ALL-TIME LETTERWINNERS

● 2004, 1999 NCAA National Champions ● 2009, 2004, 1999 NCAA Final Four ●



Murray Williams 1988-91



Nantambu Willingham 1992-95



Earl Wilson 1973-75



Vin Yokabaskas 1950-52

NAME	G	FG	FGA	PCT	3FG	3FGA	PCT	FT	FTA	PCT	REB	AVG	A	TO	B	S	MIN	PTS	AVG
WESTON, MARCIA T. (MGR) 1977-78, 1978-79																			
WETMORE, JAMES 1947-48																			
WHELTON, JOSEPH A. JR.																			
1974-75	28	82	195	42.1	-	-	-	62	69	89.9	42	1.5	86	-	-	-	-	226	8.1
1975-76	29	171	353	48.4	-	-	-	81	105	77.1	46	1.6	138	-	-	-	-	423	14.6
1976-77	23	121	267	45.3	-	-	-	63	80	78.8	30	1.3	77	-	-	-	-	305	13.3
1977-78	25	150	366	41.0	-	-	-	83	102	81.4	37	1.5	107	-	-	-	-	383	15.3
TOTALS	**105**	**524**	**1181**	**44.4**	-	-	-	**289**	**356**	**81.2**	**155**	**1.5**	**408**	-	-	-	-	**1337**	**12.7**
WHITCOMB, CHRISTOPHER																			
1963-64	11	7	15	46.7	-	-	-	2	7	28.6	12	1.1	-	-	-	-	-	16	1.5
1964-65	16	14	28	50.0	-	-	-	2	2	100.0	24	1.5	-	-	-	-	-	30	1.9
TOTALS	**27**	**21**	**43**	**48.8**	-	-	-	**4**	**9**	**44.4**	**36**	**1.3**	-	-	-	-	-	**46**	**1.7**
WHITE, MARCUS																			
2002-03	23	28	74	37.8	0	0	0.0	39	58	67.2	128	5.6	10	16	14	10	392	95	4.1
BE	13	16	42	38.1	0	0	0.0	23	33	69.7	83	6.4	7	9	8	6	223	55	4.2
2003-04	4	3	5	60.0	0	0	0.0	2	7	28.6	9	2.3	0	2	0	0	27	8	2.0
2004-05	5	5	12	41.7	0	0	0.00	6	10	60.0	23	4.6	1	3	2	4	37	16	3.2
TOTAL	**27**	**31**	**79**	**39.2**	**0**	**0**	**0.0**	**41**	**65**	**63.1**	**137**	**5.1**	**10**	**18**	**14**	**10**	**419**	**103**	**3.8**
BE	**13**	**16**	**42**	**38.1**	**0**	**0**	**0.0**	**23**	**33**	**69.7**	**83**	**6.4**	**7**	**9**	**8**	**6**	**223**	**55**	**4.2**
WHITNEY, KENNETH																			
1963-64	15	11	23	47.8	-	-	-	13	19	68.4	6	0.4	-	-	-	-	-	35	2.3
1964-65	18	24	55	43.6	-	-	-	12	21	57.1	12	0.7	-	-	-	-	-	60	3.3
1965-66	15	14	32	41.2	-	-	-	15	24	58.3	14	0.9	-	-	-	-	-	42	2.6
TOTALS	**48**	**49**	**110**	**44.5**	-	-	-	**40**	**64**	**62.5**	**32**	**0.7**	-	-	-	-	-	**137**	**2.8**
WHYTE, MICHAEL (MGR) 1996-97																			
WIDHOLM, WALLACE																			
1949-50	25	40	123	32.5	-	-	-	30	52	57.6	-	-	-	-	-	-	-	110	4.4
1950-51	25	76	218	34.8	-	-	-	40	78	51.2	142	5.7	25	-	-	-	-	192	7.6
1951-52	19	60	168	35.7	-	-	-	28	45	62.2	152	8.0	6	-	-	-	-	148	7.8
TOTALS	**69**	**176**	**509**	**34.6**	-	-	-	**98**	**175**	**56.0**	-	-	-	-	-	-	-	**450**	**6.5**
WIGGINS, DOUG																			
2006-07	31	71	183	38.8	28	85	32.9	42	57	73.7	65	2.1	50	45	2	33	547	212	6.8
BE	16	33	103	32.0	13	51	25.5	25	34	73.5	35	2.2	20	21	0	16	294	104	6.5
2007-08	31	69	168	41.1	31	86	36.0	39	41	95.1	85	2.7	76	31	2	32	586	208	6.7
BE	17	37	83	44.6	18	46	39.1	22	23	95.7	41	2.4	37	18	1	16	309	114	6.7
TOTALS	**62**	**140**	**351**	**39.9**	**59**	**171**	**34.5**	**81**	**98**	**82.7**	**150**	**2.4**	**126**	**76**	**4**	**65**	**1133**	**420**	**6.8**
BE	**33**	**70**	**186**	**37.6**	**31**	**97**	**32.0**	**47**	**57**	**82.5**	**76**	**2.3**	**57**	**39**	**1**	**32**	**603**	**218**	**6.6**
WILLIAMS, EDDIE																			
1982-83	28	80	188	42.6	-	-	-	53	82	64.6	132	4.7	23	47	15	23	733	213	7.6
BE	16	49	122	40.2	-	-	-	38	53	71.7	88	5.5	17	10	9	34	479	136	8.5
1983-84	28	110	240	45.8	-	-	-	55	76	73.7	122	4.4	50	52	11	28	788	276	9.9
BE	16	55	131	42.0	-	-	-	39	50	78.0	55	3.4	33	15	2	33	452	149	9.3
1984-85	11	41	78	52.6	-	-	-	11	14	78.6	36	3.3	11	16	2	8	276	93	8.5
BE	6	16	34	47.1	-	-	-	10	10	100.0	18	3.0	8	7	0	8	137	42	7.0
1985-86	28	124	251	49.4	-	-	-	35	55	63.6	104	3.7	60	44	7	24	817	283	10.1
BE	16	61	133	45.9	-	-	-	19	31	61.3	51	3.2	36	16	4	29	475	141	8.8
TOTALS	**95**	**355**	**757**	**46.9**	-	-	-	**154**	**227**	**67.8**	**394**	**4.1**	**144**	**159**	**35**	**83**	**2604**	**865**	**9.1**
BE	**54**	**181**	**420**	**43.1**	**-**	**-**	**-**	**106**	**144**	**73.6**	**212**	**3.9**	**94**	**48**	**15**	**104**	**1543**	**468**	**8.7**
WILLIAMS, MARCUS																			
2003-04	16	17	46	37.0	3	17	17.6	9	13	69.2	21	1.3	69	38	1	16	226	46	2.9
BE	2	1	5	20.0	0	1	0.0	1	2	50.0	3	1.5	5	4	0	0	24	3	1.5
2004-05	31	103	255	40.0	27	67	40.3	64	89	71.9	117	3.8	243	101	8	35	961	297	9.6
BE	16	52	134	38.8	19	44	43.2	36	47	76.6	59	3.7	134	53	5	14	520	159	9.9
2005-06	23	83	204	40.7	24	60	40.0	94	109	86.2	89	3.9	198	85	5	21	767	284	12.3
BE	16	45	120	37.5	11	33	33.3	61	72	84.7	63	3.9	137	58	3	14	525	162	10.1
TOTALS	**70**	**203**	**505**	**40.2**	**54**	**144**	**37.5**	**167**	**211**	**79.1**	**227**	**3.2**	**510**	**224**	**14**	**72**	**1954**	**627**	**9.0**
BE	**34**	**98**	**259**	**37.8**	**30**	**78**	**38.5**	**98**	**121**	**81.0**	**125**	**3.7**	**276**	**115**	**8**	**28**	**1069**	**324**	**9.5**
WILLIAMS, MURRAY																			
1987-88	33	64	159	40.3	1	3	33.3	36	50	72.0	116	3.5	40	41	7	19	581	165	5.0
BE	15	22	68	32.4	0	0	0.0	17	22	77.3	49	3.3	20	7	3	22	241	61	4.1
1988-89	28	63	156	40.4	0	1	0.0	45	66	682	94	3.4	41	31	6	27	567	171	6.1
BE	16	35	82	42.7	0	0	0.0	25	38	65.8	48	3.0	17	15	2	17	341	95	5.9
1989-90	28	32	87	36.8	2	5	40.0	27	41	65.9	54	1.9	28	27	5	21	36	93	3.3
BE	14	16	44	36.4	1	1	100.0	13	18	72.2	29	2.1	19	14	3	14	188	46	3.3
1990-91	15	23	54	42.6	0	0	0.0	21	34	61.8	49	3.3	25	11	5	9	231	67	4.5
BE	6	9	18	50.0	0	0	0.0	10	14	71.4	15	2.5	10	4	0	6	94	28	4.7
TOTALS	**104**	**192**	**456**	**42.1**	**3**	**9**	**33.3**	**129**	**191**	**67.5**	**313**	**3.0**	**134**	**110**	**23**	**76**	**1415**	**496**	**4.8**
BE	**51**	**82**	**212**	**38.7**	**1**	**1**	**100.0**	**65**	**92**	**70.7**	**141**	**2.8**	**66**	**40**	**8**	**59**	**864**	**230**	**4.5**
WILLINGHAM, NANTAMBU																			
1991-92	16	3	10	30.0	0	0	0.0	10	18	55.6	19	1.2	2	6	3	1	53	16	1.0
BE	6	1	2	50.0	0	0	0	0	0	0	3	0.5	1	0	1	1	12	2	0.3
1992-93	27	15	45	33.3	0	0	0.0	9	22	40.9	56	2.1	5	13	5	2	226	39	1.4
BE	17	11	29	37.9	0	0	0	4	8	50.0	30	1.8	4	2	3	9	157	26	1.5
1993-94	33	1	29	44.8	0	0	0.0	4	10	40.0	62	1.9	6	13	4	6	202	30	0.9
BE	18	7	14	50.0	0	0	0	0	1	0	26	1.4	2	2	2	9	107	14	0.8
1994-95	24	8	18	44.4	0	0	0.0	9	18	50.0	37	1.5	3	9	0	4	101	25	1.0
BE	10	1	7	14.3	0	0	0	3	8	37.5	12	1.2	0	0	0	4	36	5	0.5
TOTALS	**100**	**27**	**102**	**26.5**	**0**	**0**	**0.0**	**32**	**68**	**47.1**	**174**	**1.7**	**16**	**41**	**12**	**13**	**582**	**110**	**1.1**
BE	**51**	**20**	**52**	**38.5**	**0**	**0**	**0**	**7**	**17**	**41.2**	**71**	**1.4**	**7**	**4**	**6**	**23**	**312**	**47**	**0.9**
WILSON, BEVERALLY 1929-30, 1930-31, 1931-32																			
WILSON, EARL C.																			
1972-73	25	142	294	48.9	-	-	-	24	41	58.5	243	9.7	21	-	-	-	-	308	12.3
1973-74	27	123	278	44.2	-	-	-	30	46	65.2	225	8.3	39	-	-	-	-	276	10.2
1974-75	26	112	260	43.1	-	-	-	32	42	76.2	195	7.5	28	-	-	-	-	256	9.8
TOTALS	**78**	**377**	**832**	**45.3**	-	-	-	**86**	**129**	**66.7**	**663**	**8.5**	**88**	-	-	-	-	**840**	**10.8**
WILSON, LEE O.																			
1974-75	28	164	332	49.4	-	-	-	59	77	76.6	50	1.8	15	-	-	-	-	387	13.8
WINZLER, JOHN 1939-40, 1940-41, 1941-42																			
WISE, CHAD W.																			
2001-02	11	5	12	41.7	1	4	25.0	0	0	0.0	4	0.4	3	2	0	1	31	11	1.0
BE	6	2	5	40.0	1	3	33.3	0	0	0.0	1	0.2	2	1	0	0	11	5	0.8
2002-03	12	5	14	35.7	1	9	11.1	2	2	100.0	4	0.3	11	2	0	1	47	13	1.1
BE	4	1	3	33.3	0	1	0.0	2	2	100.0	1	0.3	2	0	0	0	12	4	1.0
TOTALS	**23**	**10**	**26**	**38.5**	**2**	**13**	**15.4**	**2**	**2**	**100.0**	**8**	**0.3**	**14**	**4**	**0**	**2**	**78**	**24**	**1.0**
BE	**10**	**3**	**8**	**37.5**	**1**	**4**	**25.0**	**2**	**2**	**100.0**	**2**	**0.2**	**4**	**1**	**0**	**0**	**23**	**9**	**0.9**
WOLFF, DENNIS J.																			
1976-77	26	64	132	48.5	-	-	-	28	41	68.3	57	2.2	73	-	-	-	-	156	6.0
1977-78	26	85	160	53.1	-	-	-	42	50	84.0	94	3.6	77	-	-	-	-	212	8.2
TOTALS	**52**	**149**	**292**	**51.0**	-	-	-	**70**	**91**	**76.9**	**151**	**2.9**	**150**	-	-	-	-	**368**	**7.1**
WOOD, BENJAMIN (MGR.) 2006-07, 2007-08																			
WOOD, CRAIG A.																			
1979-80	7	0	1	0.0	-	-	-	2	4	50.0	9	1.3	0	-	-	0	16	2	0.3
1980-81	6	1	1	100.0	-	-	-	2	4	50.0	1	0.2	1	0	0	1	16	4	0.7
TOTALS	**13**	**1**	**2**	**50.0**	-	-	-	**4**	**8**	**50.0**	**10**	**76.9**	**1**	**-**	**-**	**1**	**32**	**6**	**0.5**
WOODS, DARYL A.																			
2001-02	3	0	1	0.0	0	0	0.0	0	0	0.0	1	0.3	0	0	0	0	4	0	0.0
BE	2	0	0	0.0	0	0	0.0	0	0	0.0	1	0.5	0	0	0	0	2	0	0.0
WOODWARD, MIKE																			
1999-00	2	0	1	0.0	0	1	0.0	0	0	0.0	0	0.0	0	0	0	0	2	0	0.0
2000-01	3	0	1	0.0	0	0	0.0	1	2	50.0	1	0.3	0	1	0	0	3	1	0.3
BE	1	0	0	0.0	0	0	0.0	0	0	0.0	0	0.0	0	0	0	0	1	0	0.0
2001-02	4	0	1	0.0	0	1	0.0	0	0	0.0	2	0.5	0	0	0	0	6	0	0.0
BE	1	0	0	0.0	0	0	0.0	0	0	0.0	0	0.0	0	0	0	0	1	0	0.0
2002-03	6	0	7	0.0	0	5	0.0	0	0	0.0	4	0.7	0	0	1	0	8	0	0.0
BE	1	0	1	0.0	0	1	0.0	0	0	0.0	0	0.0	0	0	0	0	2	0	0.0
TOTALS	**15**	**0**	**10**	**0.0**	**0**	**7**	**0.0**	**1**	**2**	**50.0**	**7**	**0.5**	**0**	**1**	**1**	**0**	**20**	**1**	**0.1**
BE	**3**	**0**	**1**	**0.0**	**0**	**1**	**0.0**	**0**	**0**	**0.0**	**0**	**0.0**	**0**	**0**	**0**	**0**	**4**	**0**	**0.0**
WRIGHT, KENNETH																			
1972-73	23	39	79	49.4	-	-	-	18	29	62.1	79	3.4	18	-	-	-	-	96	4.2
1973-74	23	11	31	35.5	-	-	-	3	7	42.9	29	1.3	4	-	-	-	-	25	1.1
1974-75	20	58	119	48.7	-	-	-	12	23	52.2	99	5.0	33	-	-	-	-	128	6.4
TOTALS	**66**	**108**	**229**	**47.2**	-	-	-	**33**	**59**	**55.9**	**207**	**3.1**	**55**	-	-	-	-	**249**	**3.8**
WRENN, DOUG																			
1999-00	24	23	41	56.1	2	3	66.7	7	17	41.2	23	1.0	7	16	3	8	169	55	2.3
BE	7	4	9	44.4	0	0	0.0	2	5	40.0	2	0.3	3	3	1	2	44	10	1.4
YAGER, DAVID																			
1968-69	18	14	37	37.8	-	-	-	9	14	64.3	15	0.8	-	-	-	-	-	37	2.1
YEOMANS, GREG																			
1994-95	17	0	5	0.0	0	1	0.0	0	0	0.0	2	0.1	1	1	0	0	28	0	0.0
BE	9	0	3	0.0	0	0	0.0	0	0	0.0	2	0.2	0	0	0	1	15	0	0.0
YOKABASKAS, VINCENT																			
1949-50	25	159	416	38.2	-	-	-	99	167	59.2	-	-	-	-	-	-	-	417	16.7
1950-51	26	135	402	33.5	-	-	-	134	220	60.9	163	6.3	36	-	-	-	-	404	15.5
1951-52	27	149	389	38.4	-	-	-	156	242	64.5	252	9.3	26	-	-	-	-	454	16.8
TOTALS	**78**	**443**	**1207**	**36.7**	-	-	-	**389**	**629**	**61.8**	-	-	-	-	-	-	-	**1275**	**16.3**
YUSIEVICZ, JOHN 1938-39, 1939-40																			
ZIKOWICH, PETER (MGR) 1949-50																			
ZIMA, STANLEY																			
1952-53	20	36	120	30.0	-	-	-	17	38	44.8	40	2.0	-	-	-	-	-	89	4.5
1953-54	24	79	-	-	-	-	-	33	-	-	-	-	-	-	-	-	-	191	8.0
1954-55	7	11	30	36.7	-	-	-	7	16	43.7	22	3.1	-	-	-	-	-	29	4.1
TOTALS	**51**	**126**	**-**	**-**	**-**	**-**	**-**	**57**	**-**	**-**	**-**	**-**	**-**	**-**	**-**	**-**	**-**	**309**	**6.1**

ALL-TIME INDIVIDUAL HONORS/AWARDS/ACHIEVEMENTS

●Ten BIG EAST Regular Season Championships ● Six BIG EAST Tournament Championships ●

NABC Co-NATIONAL PLAYER OF THE YEAR
Emeka Okafor, 2003-04
with Jameer Nelson, St. Joseph's

ALL-AMERICANS*
Donyell Marshall, 1993-94
Ray Allen, 1994-95, 1995-96
Richard Hamilton, 1997-98, 1998-99
Caron Butler, 2001-02
Emeka Okafor, 2002-03, 2003-04
Rudy Gay, 2005-06
A.J. Price, 2007-08
Hasheem Thabeet, 2008-09
*-- Associated Press, NABC, USBWA or Wooden Award

CoSIDA ACADEMIC ALL-AMERICAN
Emeka Okafor, 2002-03, 2003-04

CoSIDA ACADEMIC ALL-AMERICAN OF THE YEAR
Emeka Okafor, 2003-04

NABC NATIONAL DEFENSIVE PLAYER OF THE YEAR
Emeka Okafor, 2002-03, 2003-04
Hasheem Thabeet, 2007-08, 2008-09

USA BASKETBALL ATHLETE OF THE YEAR
Ray Allen, 1995

NCAA ALL-TOURNAMENT SELECTIONS
1956-Gordon Ruddy (East Region)
1964-Toby Kimball (East Region)
1976-Tony Hanson, Al Weston (East Region)
1990-- Tate George, Chris Smith (East Regional)
1995-- Ray Allen, Donny Marshall (West Regional)
1998-- Richard Hamilton, Khalid El-Amin (East Regional)
1999-- Richard Hamilton (MOP), Khalid El-Amin, Ricky Moore (Final Four); Richard Hamilton (MOP), Ricky Moore, Kevin Freeman (West Regional)
2002-- Caron Butler, Tony Robertson (East Regional)
2003-- Emeka Okafor (South Regional)
2004-- Emeka Okafor (MVP), Ben Gordon, Rashad Anderson (Final Four); Ben Gordon (MVP), Rashad Anderson, Emeka Okafor (Phoenix Regional)
2006-- Rudy Gay, Marcus Williams (Washington DC Regional)
2009-- A.J. Price (MOP), Kemba Walker (West Regional)

NIT ALL-TOURNAMENT SELECTIONS
1988-- Phil Gamble (MVP), Cliff Robinson, Tate George
1997-- Richard Hamilton

BIG EAST PLAYER OF THE YEAR
Donyell Marshall, 1993-94
Ray Allen, 1995-96
Richard Hamilton, 1997-98, 1998-99
Caron Butler, 2001-02
Emeka Okafor, 2003-04
Hasheem Thabeet, 2008-09

BIG EAST COACH OF THE YEAR
Jim Calhoun, 1989-90, 1993-94, 1995-96, 1997-98

BIG EAST ROOKIE OF THE YEAR
Earl Kelley, 1982-83
Nadav Henefeld, 1989-90
Doron Sheffer, 1993-94
Khalid El-Amin, 1997-98
Rudy Gay, 2004-05

BIG EAST DEFENSIVE PLAYER OF THE YEAR
Donyell Marshall, 1993-94
Emeka Okafor, 2002-03, 2003-04
Josh Boone, 2004-05
Hilton Armstrong, 2005-06
Hasheem Thabeet, 2007-08, 2008-09

BIG EAST MOST IMPROVED PLAYER
Marcus Williams, 2004-05

BIG EAST SCHOLAR-ATHLETE OF THE YEAR
Emeka Okafor, 2002-03, 2003-04

BIG EAST CHAMPIONSHIP ALL-TOURNAMENT SELECTIONS
1990-- Chris Smith (MOP), Tate George, John Gwynn
1994-- Donyell Marshall
1995-- R. Allen
1996-- Ray Allen, Travis Knight
1998-- K. El-Amin (MOP), R. Hamilton, Rashamel Jones
1999-- Kevin Freeman (MOP), Richard Hamilton, K. El-Amin
2000-- Khalid El-Amin, Albert Mouring
2002-- Caron Butler (MOP),B. Gordon
2003-- B. Gordon, Emeka Okafor
2004-- Ben Gordon (MOP),Taliek Brown
2009-- A.J. Price

BIG EAST CONFERENCE ANNUAL AWARDS

1979-80	
Corny Thompson, So.	Second Team
Mike McKay, So.	Third Team
Bruce Kuczenski, Fr.	All-Freshman Team
1980-81	
Corny Thompson, Jr.	First Team
Chuck Aleksinas, Jr.	Second Team
Mike McKay, Jr.,	Third Team
Vern Giscombe, Fr.	All-Freshman Team
1981-82	
Corny Thompson, Sr.	First Team
Mike McKay, Sr.	Second Team
1982-83	
Earl Kelley, Fr.	All-Freshman Team
1983-84	
Karl Hobbs, Sr.	Third Team
1984-85	
Earl Kelley, Jr.	Second Team
1985-86	
Earl Kelley, Sr.	Second Team
Phil Gamble, Fr.	All-Freshman Team
1986-87	
Tate George, Fr.	All-Freshman Team
1987-88	
Cliff Robinson, Jr.	Third Team
1988-89	
Cliff Robinson, Sr.	Second Team
1989-90	
Chris Smith, So.	Second Team
Tate George, Sr.	Third Team
Nadav Henefeld, Fr.	Third Team, All-Rookie Team
Scott Burrell, Fr.	All-Rookie Team
1990-91	
Chris Smith, Jr.	Second Team
Scott Burrell, So.	Third Team
1991-92	
Chris Smith, Sr.	First Team
Scott Burrell, Jr.	Second Team
Rod Sellers, Sr.	Third Team
Donyell Marshall, Fr.	All-Rookie Team
1992-93	
Donyell Marshall, So.	First Team
Scott Burrell, Sr.	Third Team
1993-94	
Donyell Marshall, Jr.	First Team
Donny Marshall, Jr.	Third Team
Doron Sheffer, Fr.	Third Team, All-Rookie Team
Ray Allen, Fr.	All-Rookie Team
1994-95	
Ray Allen. So.	First Team
Doron Sheffer, So.	Second Team
Donny Marshall, Sr.	Third Team
Kevin Ollie, Sr.	Third Team
1995-96	
Ray Allen, Jr.	First Team
Doron Sheffer, Sr.	Second Team
1996-97	
Richard Hamilton, Fr.	All-Rookie Team
1997-98	
Richard Hamilton, So.	First Team
Khalid El-Amin, Fr.	All-Rookie Team
1998-99	
Richard Hamilton, Jr.	First Team
Khalid El-Amin, So.	Second Team
1999-00	
Khalid El-Amin, Jr.	First Team
2000-01	
Caron Butler, Fr.	Third Team, All-Rookie Team
Albert Mouring, Sr.	Honorable Mention
2001-02	
Caron Butler, So.	First Team
Emeka Okafor, Fr.	Third Team, All-Rookie Team
Ben Gordon, Fr.	All-Rookie Team
2002-03	
Emeka Okafor, So.	First Team
Ben Gordon, So.	Second Team
2003-04	
Emeka Okafor, Jr.	First Team
Ben Gordon, Jr.	First Team
Taliek Brown, Sr.	Honorable Mention
Josh Boone, Fr.	All-Rookie Team
Charlie Villanueva, Fr.	All-Rookie Team
2004-05	
Josh Boone, So.	Second Team
Charlie Villanueva, So.	Second Team
Marcus Williams, So.	Third Team
Rudy Gay, Fr.	All-Rookie Team
2005-06	
Rudy Gay, So.	First Team
Hilton Armstrong, Sr.	Second Team
Marcus Williams, Jr.	Second Team
Rashad Anderson, Sr.	Honorable Mention
Josh Boone, Jr.	Honorable Mention
Jeff Adrien, Fr.	All-Rookie Team
2006-07	
Jeff Adrien, So.	Second Team
Jerome Dyson, Fr.	All-Rookie Team
Hasheem Thabeet, Fr.	All-Rookie Team
2007-08	
Jeff Adrien, Jr.	First Team
A.J. Price, Jr.	First Team
Hasheem Thabeet, So.	Second Team
2008-09	
Jeff Adrien, Sr.	Third Team
A.J. Price, Sr.	Second Team
Hasheem Thabeet, Jr.	First Team
Kemba Walker, Fr.	All-Rookie Team

UNIVERSITY OF CONNECTICUT NBA DRAFT HISTORY

NAME	RD	#	TEAM SELECTED BY	YEAR
Hasheem Thabeet #	*1st*	*2*	*Memphis Grizzlies*	*2009*
A.J. Price	2nd	52	Indiana Pacers	2009
Rudy Gay %	*1st*	*8*	*Houston Rockets*	*2006*
Hilton Armstrong	*1st*	*12*	*NO/Ok City Hornets*	*2006*
Marcus Williams #	1st	22	New Jersey Nets	2006
Josh Boone #	1st	23	New Jersey Nets	2006
Denham Brown	2nd	40	Seattle Sonics	2006
Charlie Villanueva %	*1st*	*7*	*Toronto Raptors*	*2005*
Emeka Okafor #	*1st*	*2*	*Charlotte Bobcats*	*2004*
Ben Gordon #	*1st*	*3*	*Chicago Bulls*	*2004*
Caron Butler %	*1st*	*10*	*Miami Heat*	*2002*
Jake Voskuhl	2nd	33	Chicago Bulls	2000
Khalid El-Amin #	2nd	34	Chicago Bulls	2000
Richard Hamilton #	*1st*	*7*	*Washington Wizards*	*1999*
Ray Allen #	*1st*	*5*	*Minnesota Timberwolves*	*1996*
Travis Knight	1st	29	Chicago Bulls	1996
Doron Sheffer	2nd	36	Los Angeles Clippers	1996
Donny Marshall	2nd	39	Cleveland Cavaliers	1995
Donyell Marshall #	*1st*	*4*	*Minnesota Timberwolves*	*1994*
Scott Burrell	1st	20	Charlotte Hornets	1993
Chris Smith	2nd	34	Minnesota Timberwolves	1992
Tate George	1st	22	New Jersey Nets	1990
Clifford Robinson	2nd	35	Portland Trail Blazers	1989
Earl Kelley	5th	102	San Antonio Spurs	1986
Bruce Kuczenski	3rd	59	New Jersey Nets	1983
Corny Thompson	3rd	50	Dallas Mavericks	1982
Chuck Aleksinas	4th	76	Chicago Bulls	1982
Mike McKay	5th	95	Utah Jazz	1982
Jim Abromaitis	5th	95	New Jersey Nets	1980
Tony Hanson	3rd	50	New Orleans Jazz	1977
John Thomas	9th	141	Chicago Bulls	1976
Jimmy Foster	4th	57	Cleveland Cavaliers	1974
Bill Corley	19th	208	San Diego Rockets	1968
Wes Bialosuknia	4th	37	St. Louis Hawks	1967
Toby Kimball	3rd	25	Boston Celtics	1965

Italicized players indicate lottery selections
#-- Early entry after junior season at UConn
%-- Early entry after sophomore season at UConn

UNIVERSITY OF CONNECTICUT NBA UNDRAFTED FREE AGENTS

NAME	FIRST NBA TEAM	YEAR
Kevin Ollie	Dallas Mavericks	1995
Jim Ahearn	Boston Celtics	1955
Art Quimby	Rochester Royals	1955
Worthy Patterson	St. Louis Hawks	1954
Burr Carlson	Philadelphia Warriors	1952

UNIVERSITY OF CONNECTICUT ALL-CENTURY BASKETBALL TEAM
Team selected by fan voting in 2000-01 season, UConn's 100th year of basketball

No.	Name	Pos.	Ht.	Years	Hometown
34	Ray Allen	G	6-5	1993-1996	Dalzell, South Carolina
44	Wes Bialosuknia	G	6-2	1964-1967	Poughkeepsie, New York
24	Scott Burrell	F	6-7	1989-1993	Hamden, Connecticut
22	Bill Corley	C	6-7	1965-1968	Williston Park, New York
9	Walt Dropo	C	6-5	1942-1947	Moosup, Connecticut
42	Khalid El-Amin	G	5-10	1997-2000	Minneapolis, Minnesota
33	Kevin Freeman	F	6-7	1996-2000	Springfield, Massachusetts
32	Tate George	G	6-5	1986-1990	Newark, New Jersey
32	Richard Hamilton	G	6-6	1996-1999	Coatesville, Pennsylvania
42	Tony Hanson	F	6-5	1973-1977	Waterbury, Connecticut
40	Nadav Henefeld	F	6-7	1989-1990	Ramat-Hasharon, Israel
10	Earl Kelley	G	6-1	1982-1986	New Haven, Connecticut
42	Toby Kimball	C	6-8	1962-1965	Sudbury, Massachusetts
40	Travis Knight	C	7-0	1992-1996	Sandy, Utah
33	Donny Marshall	F	6-7	1991-1995	Federal Way, Washington
42	Donyell Marshall	F	6-9	1991-1994	Reading, Pennsylvania
21	Ricky Moore	G	6-2	1995-1999	Augusta, Georgia
12	Kevin Ollie	G	6-4	1991-1995	Los Angeles, California
25	Art Quimby	C	6-5	1951-1955	New London, Connecticut
00	Clifford Robinson	F	6-11	1985-1989	Buffalo, New York
11	Doron Sheffer	G	6-5	1993-1996	Ramat Efal, Israel
13	Chris Smith	G	6-2	1988-1992	Bridgeport, Connecticut
52	Corny Thompson	F	6-8	1978-1982	Middletown, Connecticut
43	Jake Voskuhl	C	6-11	1996-2000	Katy, Texas
22	Vin Yokabaskas	F	6-2	1949-1952	Bloomfield, Connecticut

YANKEE CONFERENCE HONOR ROLL
(1948-49 through 1975-76)

1948-49		**1954-55**		**1960-61**		**1968-69**	
Henry Bartnicki	First Team	Jim Ahearn	First Team	Dave King	Second Team	Ron Hrubala	Second Team
Stan Sorota	First Team	Art Quimby	First Team	**1961-62**		Bob Staak	Second Team
Joe Maloney	Second Team	**1955-56**		Lenny Carlson	First Team	**1969-70**	
1949-50		Ron Bushwell	First Team	Andy Czuchry	Second Team	Bob Boyd	Second Team
Peter Lind	First Team	Gordon Ruddy	First Team	**1962-63**		Bob Staak	Second Team
Vin Yokabaskas	First Team	**1956-57**		Toby Kimball	First Team	Ron Hrubala	Second Team
Stan Sorota	Second Team	Al Cooper	First Team	Gerry Manning	First Team	**1970-71**	
1950-51		Bob Osborne	First Team	Ed Slomcenski	First Team	Bob Staak	First Team
Vin Yokabaskas	First Team	Jim O'Connor	Second Team	Dale Comey	Second Team	Bob Boyd	Second Team
Bill Ebel	Second Team	Fran Quinn	Second Team	**1963-64**		**1971-72**	
Ernest Gates	Second Team	Billy Schmidt	Second Team	Toby Kimball	First Team	Cal Chapman	Second Team
Wally Widholm	Second Team	**1957-58**		**1964-65**		**1972-73**	
1951-52		Al Cooper	First Team	Wes Bialosuknia	First Team	Cal Chapman	Second Team
Burr Carlson	First Team	Jim O'Connor	First Team	Toby Kimball	First Team	Al Weston	Second Team
Vin Yokabaskas	First Team	John Pipczynski	First Team	**1965-66**		**1973-74**	
1952-53		Jack Rose	Second Team	Wes Bialosuknia	First Team	Jimmy Foster	First Team
Worthy Patterson	First Team	**1958-59**		Bill Corley	First Team	Earl Wilson	Second Team
Art Quimby	First Team	Jack Rose	First Team	**1966-67**		Tony Hanson	Rookie of the Year
1993-54		John Pipczynski	Second Team	Wes Bialosuknia	First Team	**1974-75**	
Worthy Patterson	First Team	**1959-60**		Bill Corley	First Team	Tony Hanson	First Team
Art Quimby	First Team	John Pipczynski	First Team	**1967-68**		**1975-76**	
Jim Ahearn	Second Team	Jack Rose	First Team	Bill Corley	First Team	Tony Hanson	First Team
Dick Watson	Second Team	Walt Griffin	Second Team	Tim Smith	Second Team	Joey Whelton	Second Team
						John Thomas	Second Team

ALL-TIME UNIFORM NUMBERS

● 2004, 1999 NCAA National Champions ● 2009, 2004, 1999 NCAA Final Four ●

00
Clifford Robinson 1986-89

1
Marcus Johnson 2006-08

2
Robert Swain 2001-02
Ryan Swaller 2002-04
Ben Eaves 2007
Donnell Beverly ..... 2008-+

3
Charles Muzikevik 1949
Terry Coffey 1985-86
Clint Simmons 1989
Jeff Calhoun 1992-94
Rashamel Jones 1996-99
Stanley Ocitti* 2000
Caron Butler 2001-02
Charlie Villanueva 2004-2005
Doug Wiggins 2007-08

4
Walter Alesevich 1946
James Blozie 1949
Ray Broxton 1984-85
Nantambu Willingham 1992-95
Ajou Deng 2000-01
Ben Gordon 2002-04
Jeff Adrien 2006-09

5
Joseph Maloney 1949
Mike McKay 1979-82
Len Feroleto 1983
Covington Cormier 1993
Marcus Thomas 1994-95
Michael LeBlanc 1997
Beau Archibald 2000
Chad Wise 2002-03
Marcus Williams 2004-06

6
Stan Sorota 1949

7
Bernie Fisher 1946
Henry Bartnicki 1949

8
Alan Cole 1946

9
Walter Dropo 1946

10
Michael Morris 1946
Bob Dube 1954-56
Jim Sullivan 1979-82
Earl Kelley 1983-86
Gilad Katz 1991-92
Ruslan Inyatkin 1995-97
Brett Watson 2000
Kwasi Gyambibi 2001-02
Sami Ameziane 2005
Ben Spencer 2006-08
Johnnie Bird 2009

11
Donald Grant 1946
Phil Jones 1952-54
Bob Osborne 1955-57
Joey Whelton 1975-78
Jack Morrison 1959
Oliver Macklin 1990-93
Doron Sheffer 1994-96
Hilton Armstrong 2003-06
Jerome Dyson ..... 2007-+

12
Arthur Fisher 1946, 1949
Harold Garner 1952-53
Al Wehrle 1954-55
Bill O'Leary 1956-57
John Risley 1958-60
Dale Comey 1961-63
Thomas Capiga 1964
Jacob Holmes 1965
Thomas McNeece 1966-68
Louis Glazer 1969
Nels Wilson 1970-72
Al Weston 1974-76
Vernon Giscombe 1981-84
Kenny Scott 1986
Kevin Ollie 1992-95
Pete McCann 1997
Taliek Brown 2001-04
A.J. Price 2007-09

13
Stanley Patella 1946
Worthy Patterson 1952-54
Dick Kiernan* 1955-56
Chris Smith 1989-92
Kirk King* 1996-97
Ryan Thompson 2005-06
Alex Hornat ..... 2009-+

14
Julius Markiewicz 1946
Peter Lind 1949
Gerald Deutch 1952
Ted Vartelas 1953
Eric Hohenthal 1954
Ernie Braverman 1955
Al Johnson 1957
Ted Kosier 1958
Joe Jackson 1959
Lenny Carlson 1960-62
Larry Gofberg 1963
Dan Hesford 1964-66
John Melen 1967-69
James Jachym 1970
Richard Begen 1971-72
Ed Harrison 1973-74
William Harris 1975-76
Karl Hobbs 1981-84
Richie Ashmeade 1992
Justin Srb 1995-96
Curtis Kelly 2007-08

15
Fred Daly 1946
Eugene King 1952-53
Stanley Zima* 1954-55
Steve Narracci 1956-57
Phil Brown 1958
Dick Marinaccio 1959
Tom Burke 1960
Paul Gomes 1961
Dom Perno 1962-64
Tom Penders 1965-67
Joseph Granski 1968
Robert Boyd 1969-71
Dennis Cole 1973-75
Bobby Dulin 1979-81
Peter Coolidge 1984
Jeff Lewis 1987
John Gwynn 1989-91
Kevin Freeman* 1997-99
Ryan Swaller 2002
Kemba Walker ..... 2009-+

16
Henry Olyarczyk 1946
Seymour Menchel 1952-54
Don Burns* 1955

17
Ernest Gates 1949
Clyde Brouker 1952
George Dargati 1953
Bob Guinessey 1954

18
Charles Muzikevic 1946
Richard Watson 1952-54
Joe Giminski 1955

19
Burr Carlson 1952
Gene Sullivan 1953
Gordon Ruddy* 1954-55

20
William Ebel 1952
Joseph Haberl 1953-54
Ron Anastasio 1956
Gene King 1957-58
Tom Kellerman 1960
Rodney Bass 1974-75
James Fearon 1978-79
Glen Miller 1980-81
Terence Warren 1985-86
Murray Williams 1988-91
Kyle Chapman 1997
Justin Brown 2000-03
Antonio Kellogg 2005

21
Melvin Kleckner 1952-53
Jim Ahearn 1955
Don Burns* 1956-57
Jack Rose 1958-60
Andy Czuchry 1962-63
Dennis Stanek 1964
P.J. Curran 1965-67
Joseph Kubachka 1968
Doug Melody 1970-72
Jimmy Foster 1973-74
Dennis Wolff 1977-78
Al Frederick 1984-85
Steve Pikiell 1987-91
Toraino Walker* 1992-93
Ricky Moore 1996-99
Scott Hazelton 2001-02
Josh Boone 2004-06
Stanley Robinson ..... 2007-+

22
Vin Yokabaskas 1952
Stanley Zima* 1953
Tom Gallagher 1954
Fran Quinn 1955-57
Wade Anderson 1962
Charles Talbott 1964
Chris Whitcomb* 1965
Bill Corley 1966-68
David Yager 1969
Paul Zorsky 1970
Al Vaughan 1971-73
Mike Armstrong 1977-78
Clay Johnson 1979-81
Eddie Williams 1983-86
Greg Economou* 1988
Rod Sellers 1989-92
Greg Yeomans 1995
Antric Klaiber 1996-99
Rudy Gay 2005-06

23
Lou Orlando 1952-53
Ron Bushwell 1954-56
Brian Kinry 1962
Kenneth Whitney 1964-66
Fredric Malan, Jr. 1967-69
Ray Brooks 1970
William Woolsey 1971
Lee Otis Wilson* 1975
William Brandon 1977
Bruce Kuczeneski 1980-83
Greg Economou 1987
Lyman DePriest 1988-91
Rudy Johnson 1993-96
Albert Mouring 1998-2001
Marcus White 2003-04

24
Robert O'Brien 1953-54
Bob Malone 1955-57
Dave King* 1960
Fred Roever 1962
John Fahey 1963
James Thaxter 1964
Stanley Olander 1966
Tim Smith 1967-68
Bob Staak 1969-71
John Kreusser 1976-77
Larry Blucher 1982-84
Scott Burrell 1990-93
Dion Carson 1996-97
Jason Baisch 2004-05
Craig Austrie 2006-09

25
Wallace Widholm 1952
Art Quimby 1953-55
Paul Kaspar 1956-58
Phil Harney 1959
Dick Rogers 1960
Gerry Manning* 1960-61
David Storrs 1968
Patrick Mullin 1972-73
Tony Hanson* 1974-75
Dennis Long 1977-79
Craig Wood 1980-81
Anthony Moye 1985
Phil Gamble 1986-89
Craig Glazer 1998
Ed Tonella 1999
Ace Watanasuparp* 2001
Mike Hayes 2002-03
Rob Garrison 2006-07

30
Gordon Ruddy* 1956
Larry Doyle 1957-58
Bob Countryman 1959-60
Norman Bailey 1981-83
John Shea 1985-86
Marc Suhr 1989-91
Monquencio Hardnett 1997-98
Mike Woodward* 2000
Shamon Tooles 2001-04
Jim Veronick* 2008
Scottie Haralson 2009

31
Jim O'Connor 1956-58
George Uhl 1960-61
Gerry Manning* 1962-63
Martin Setter 1964
Bill Holowaty 1965-67
John Crisp 1968
Alan Srebnick 19669
Lawrence Truster 1972
Kenneth Wright 1973-75
Lawrence Kelly 1976
Albert Johnson 1977-79
Mark Benson 1980-81
Robert Ursery 1986-88
Tim Pikiell 1990-92
Brian Fair* 1993-95
Sam Funches 1997
E.J. Harrison* 1999
Ace Watanasuparp* 2002
Rashad Anderson 2003-06

32
Fred Winseck 1956
John Warren 1957
Bill Madison 1959-61
Bill Della Sala 1962-65
Robert Steinberg 1966-68
Stephen Koski 1969-70
Patrick DeVries 1971-72
Earl Wilson, Jr. 1973-75
Jake Robinson 1976-77
John Delagrange 1978-80
Ken Henry 1984-85
Tate George 1987-90
Shawn Ellison 1991
Kirk King* 1994-95
Richard Hamilton 1997-99
Tony Robertson 2000-03
Ed Nelson 2005-06
Jonathan Mandeldove ..... 2007-+

33
Bob Cherepy 1956-58
Pete Kelly 1959-61
Al Ritter 1962-64
Ron Ritter 1965-67
Karl Niederwerfer 1968
Ron Hrubala 1969-71
Taurus Preikstas 1972
William Dedhan 1973
Patrick Sibilia 1974-75
Ken Blume 1977-78
Gerry Besselink 1984-87
Willie McCloud 1988-89
Donny Marshall 1992-95
Kevin Freeman* 2000
Daryl Woods 2002
Denham Brown 2003-06
Gavin Edwards ..... 2007-+

34
Dick Kiernan* 1957
Glenn Cross* 1958-59
Dave King* 1961-62
Michael Salmon 1963
Kenneth Libertoff 1964-66
Anthony Anelauskas* 1967
Sandford Fishman 1968
Stephen Townsend 1969
John Crisp 1970
Lee Barbach 1971-72
Curtis Johnson 1973-75
Randy LaVigne 1976-79
Tim Coles 1983-86
Marte Smith 1990
Brian Fair* 1992
Ray Allen 1994-96
Souleymane Wane 1998-2001
Hasheem Thabeet 2007-09

35
John Thomas 1974-76
Mike Vaughan 1982-84
Richard Moore 1999-2000
Mike Woodward* 2001-03
Marty Gagne 2006-07
Alex Hornat* 2008
Charles Okwandu ..... 2009-+

40
Billy Schmidt 1957-58
Walt Griffin* 1959-60
Bill Hulteen 1961-63
Charles Slimowicz 1964
Richard Thompson 1965-67
Tom McCrocklin 1969-70
Steven Bell 1971-72
Eric DeCicco 1974
Larry Kelly 1975
Jim Abromaitis 1976-80
Jeff King 1985-88
Chris Fleming 1989
Nadav Henefeld 1990
Travis Knight 1993-96
E.J. Harrison* 1998
Justin Evanovich 2003-04
Johnnie Bird* 2008
Jim Veronick* 2009

41
Al Cooper 1957-59
Neil Horne 1961
Phil Hoagland 1969-71
Gary Custick 1972-74
Frederic Beloin 1976
Nick Stefkovich 1977-80
Vincente Ithier 1983-84

42
Wayne Davis 1957-59
Dave Daniels 1960-61
Walt Griffin* 1962
Toby Kimball 1963-65
John Cafarelli 1966
Bill Gray 1967
Tony Budzinsky 1968-70
Bob Parsons 1971-73
Roger Lawton 1974-75
Tony Hanson* 1976-77
Toraino Walker* 1990-91
Donyell Marshall 1992-94
Khalid El-Amin 1998-00

43
Ed Martin 1958-60
Glenn Cross* 1961
Ed Slomcenski 1962-64
Robert Cote 1965
Karl Niederwerfer* 1966
Gerard Bilodeau 1967-69
Thomas Coleman 1970
James Pendulik 1971
William Deehan 1972
Richard Semo 1974
Peter Axtenn 1975
Jeff Carr 1976-79
Matt Bremmer 1984-85
Jake Voskuhl 1997-00

44
John Pipczynski 1958-60
Bob Haines 1961-63
Chris Whitcomb* 1964
Wes Bialosuknia 1965-67
Thomas Coleman 1968
Anthony Anelauskas* 1969
Robert Taylor 1970-71
Cal Chapman, Jr. 1972-74
Lee Otis Wilson* 1976
Alfred Lewis 1977-80
Bill Taylor 1983
Brian Buckelew 1982
James Spradling 1987-88
Predrag Meteric 1996
Chris Crowley 1998
Johnnie Selvie 2001-02
John Lindner* 2009

45
Eric Hayward 1993-96
Osazee Omokaro 2006
John Lindner* 2008

50
Chuck Aleksinas 1981-82
Karsten Kibbe 1987-88
Bill Lanes 1988
Steve Emt 1994
Uri Cohen-Mintz 1995
Stanley Ocitti* 1999
Marcus Cox 2000-01
Emeka Okafor 2002-04

51
Edmund Saunders 1999-2001

52
Corny Thompson 1979-82
Pete Kane 1996

53
Jeff Cybart 1996, 1998

55
Dan Cyrulik 1989-92
Doug Wrenn 2000
Chris McLaughlin 2002
Nick Forostoski 2005-06
Kyle Bailey ..... 2008-+

* - Has worn two different jersey numbers during career.

2009-10 University of Connecticut
Men's Basketball Yearbook

Connecticut Record Book



Senior Gavin Edwards

INDIVIDUAL CAREER RECORDS

Most Games Played

Gms	Name	Years
140	Kevin Freeman	1997-00
138	Jake Voskuhl	1997-00
135	Denham Brown	2003-06
134	Taliek Brown	2001-04
134	Ricky Moore	1996-99
133	Jeff Adrien	2006-09
132	Tony Robertson	2000-03
132	Rashamel Jones	1996-99
132	Lyman DePriest	1988-91
131	Hilton Armstrong	2003-06
131	Craig Austrie	2006-09
130	Rashad Anderson	2003-06

Most Points-- Total

Name	Years	Pts.	(Avg)
Chris Smith	1989-92	2,145	(16.9)
Richard Hamilton	1997-99	2,036	(19.8)
Tony Hanson	1974-77	1,990	(17.9)
Ray Allen	1994-96	1,922	(19.0)
Corny Thompson	1979-82	1,810	(15.9)
Ben Gordon	2002-04	1,795	(16.9)
Wes Bialosuknia	1965-67	1,673	(23.6)
Cliff Robinson	1986-89	1,664	(15.3)
Khalid El-Amin	1998-00	1,650	(15.3)
Donyell Marshall	1992-94	1,648	(18.1)

Highest Scoring Average

Avg.	Name	Games	Points	Years
23.6	Wes Bialosuknia	71	1673 points	1965-67
20.7	Walt Dropo	41	848 points	1942-47
19.8	Richard Hamilton	103	2036 points	1997-99
19.0	Ray Allen	101	1922 points	1994-96
19.0	Bob Boyd	59	1122 points	1969-71
18.4	Toby Kimball	74	1361 points	1963-65
18.1	Donyell Marshall	91	1648 points	1992-94
18.1	Bob Staak	71	1288 points	1969-71
18.0	Caron Butler	63	1136 points	2000-02
17.9	Tony Hanson	111	1990 points	1974-77

Most Field Goals

FG	Name	Games	Years
784	Tony Hanson	111	1974-77
728	Chris Smith	127	1989-92
705	Ray Allen	101	1994-96
691	Richard Hamilton	103	1997-99
665	Wes Bialosuknia	71	1965-67
657	Corny Thompson	114	1979-82
636	Mike McKay	114	1979-82
624	Cliff Robinson	109	1986-89
602	Jeff Adrien	133	2006-09
598	Donyell Marshall	91	1992-94
590	Ben Gordon	106	2002-04

Most Free Throws

FT	Name	Games	Years
496	Corny Thompson	114	1979-82
447	Chris Smith	127	1989-92
438	Earl Kelley	94	1983-86
422	Tony Hanson	111	1974-77
422	Kevin Freeman	140	1997-00
417	Richard Hamilton	103	1997-99
406	Cliff Robinson	109	1986-89
397	Jeff Adrien	133	2006-09
389	Vincent Yokabaskas	78	1950-52
376	Donyell Marshall	91	1992-94

Highest Field Goal %

		FG-FGA	Years
61.1%	Hasheem Thabeet	(359-588)	2007-09
59.0%	Emeka Okafor	(587-995)	2002-04
57.8%	Josh Boone	(382-661)	2004-06
56.6%	Chuck Aleksinas	(303-535)	1980-82
54.8%	Rod Sellers	(409-747)	1989-92
54.4%	Edmund Saunders	(186-342)	1998-01
54.2%	Jake Voskuhl	(323-596)	1997-00
54.2%	Eric Hayward	(136-251)	1993-96

Rebounds Per Game

Avg.	Name	Games	Total Rebounds	Years
21.5	Art Quimby	80	1716 rebounds	1952-55
17.9	Toby Kimball	74	1324 rebounds	1963-65
13.7	Bill Corley	72	986 rebounds	1966-68
11.2	John Thomas	91	1023 rebounds	1973-76
11.1	Ron Hrubala	70	776 rebounds	1969-71
10.6	Emeka Okafor	103	1091 rebounds	2002-04
10.6	Al Cooper	67	708 rebounds	1957-59

Total Rebounds

Rebs.	Name	Games	Years
1716	Art Quimby	80	1952-55
1324	Toby Kimball	74	1963-65
1126	Jeff Adrien	133	2006-09
1091	Emeka Okafor	103	2002-04
1023	John Thomas	91	1973-75
1017	Corny Thompson	114	1979-82
986	Bill Corley	72	1966-68
913	Kevin Freeman	140	1997-00
880	Jake Voskuhl	138	1997-00
842	Jeff Carr	111	1976-79

Highest Free Throw %

		FT-FTA	Years
84.2%	Albert Mouring	(213-253)	1998-01
83.9%	Wes Bialosuknia	(343-409)	1965-67
82.7%	Doug Wiggins	(81-98)	2006-08
82.6%	Richard Hamilton	(417-505)	1997-99
82.3%	Craig Austrie	(214-260)	2006-09
82.2%	Earl Kelley	(438-533)	1983-86
82.2%	Khalid El-Amin	(295-359)	1998-00
81.8%	Ray Broxton	(72-88)	1984-85
81.2%	Joe Whelton	(289-356)	1975-78
81.1%	Bobby Dulin	(154-190)	1979-81
80.0%	Al Weston	(196-245)	1973-76

Steals Per Game

		Games	Years
2.6	Scott Burrell	119	1990-93
1.9	Doron Sheffer	102	1994-96
1.8	Jerome Dyson	79	2007-+
1.7	Khalid El-Amin	108	1998-00
1.6	Tate George	128	1987-90
1.5	Chris Smith	127	1989-92

Total Steals

		Games	Years
310	Scott Burrell	119	1990-93
201	Tate George	128	1987-90
194	Doron Sheffer	102	1994-96
193	Chris Smith	127	1989-92
186	Khalid El-Amin	108	1998-00

Assists Per Game

		Games	Years
7.3	Marcus Williams	70	2004-06
5.5	Doron Sheffer	102	1994-96
5.4	Taliek Brown	134	2001-04
5.3	Tate George	128	1987-90
5.0	Kevin Ollie	124	1992-95

Most Assists

		Games	Years
722	Taliek Brown	134	2001-04
677	Tate George	128	1987-90
619	Kevin Ollie	124	1992-95
559	Doron Sheffer	102	1994-96
534	Karl Hobbs	113	1981-84
510	Marcus Williams	70	2004-06
510	Ricky Moore	134	1996-99
479	Khalid El-Amin	108	1998-00
469	A.J. Price	99	2007-09
437	Ben Gordon	106	2002-04
436	Chris Smith	127	1989-92

INDIVIDUAL CAREER RECORDS

●Ten BIG EAST Regular Season Championships ● Six BIG EAST Tournament Championships ●

Blocked Shots Per Game		Games	Years
4.3	Emeka Okafor	103	2002-04
4.2	Hasheem Thabeet	100	2007-09
2.7	Donyell Marshall	91	1992-94
2.2	Josh Boone	103	2004-06

Most Blocked Shots		Games	Years
441	Emeka Okafor	103	2002-04
417	Hasheem Thabeet	100	2007-09
245	Donyell Marshall	91	1992-94
222	Josh Boone	103	2004-06
193	Jake Voskuhl	138	1997-00
191	Hilton Armstrong	131	2003-06
179	Travis Knight	124	1993-96

3-Point FG Made Per Game		Games	Years
2.32	Ben Gordon	106	2002-04
2.31	Ray Allen	101	1994-96
2.30	Richard Hamilton	103	1997-99
2.12	Rashad Anderson	130	2003-06
1.91	Chris Smith	127	1989-92

Most 3-Point FG Made		Games	Years
276	Rashad Anderson	130	2003-06
246	Ben Gordon	106	2002-04
242	Chris Smith	127	1989-92
237	Richard Hamilton	103	1997-99
233	Ray Allen	101	1994-96
195	Khalid El-Amin	108	1998-00

Most 3-Point FGA		Games	Years
715	Rashad Anderson	130	2003-06
627	Richard Hamilton	103	1997-99
605	Chris Smith	127	1989-92
581	Ben Gordon	106	2002-04
550	Khalid El-Amin	108	1998-00
520	Ray Allen	101	1994-96

Highest 3-Point FG%		3FG-FGA	Years
44.8%	Ray Allen	(233-520)	1994-96
42.3%	Ben Gordon	(246-581)	2002-04
41.1%	Albert Mouring	(177-430)	1998-01
41.0%	Brian Fair	(194-473)	1992-95
40.6%	Phil Gamble	(141-347)	1986-89

1,000-POINT CLUB

complete listing of 1,000-Point Club can be found on pages 122-124

Current members: 43

Least games to reach 1,000
Wes Bialosuknia, 47
Bob Boyd, 53
Richard Hamilton, 55

Most Games to reach 1,000
Rod Sellers, 118
Tony Robertson, 115

Most Pts. in the game reaching 1,000
Tony Hanson, 32, at Maine, 1/17/76

Least Pts. in the game reaching 1,000
Mike McKay, 4, vs. Seton Hall, 1/10/81

UConn record when a player reaches 1,000
30-13 overall;
8-7 on the road;
16-4 at home;
6-2 neutral

Reaching 1,000 by Class
Seniors-- 24;
Juniors-- 14;
Sophomores-- 5

Reaching 1,000 by Month
November-1
December- 9
January- 12
February- 11
March- 10

MISCELLANEOUS INDIVIDUAL RECORDS AND STREAKS

Career Gms with Double Figure Points

Chris Smith	107
Corny Thompson	101
Richard Hamilton	94
Ray Allen	91
Mike McKay	91

Consecutive Gms with Double Figure Points

Ray Allen	67
Caron Butler	49
Donyell Marshall	36
Ben Gordon	36
Tony Hanson	32
Richard Hamilton	30

Consecutive Gms with 20+ Points

Donyell Marshall	23
Chris Smith	7
Richard Hamilton	7

Career Gms with 20+ Points as a Non-Starter

Rashad Anderson	11
Brian Fair	9
Ben Gordon	5

Career Gms with Double Figures as a Non-Starter

John Gwynn	55
Rashad Anderson	50
Brian Fair	35
Tony Robertson	29
Ray Allen	24

Consecutive Double Figure Gms as Non-Starter

Phil Gamble	11
Rashad Anderson	9
Ben Gordon	8

Career Double-Doubles

Art Quimby	65
Toby Kimball	63
Emeka Okafor	53
Corny Thompson	53
Bill Corley	53

Career Double-Double Average

Emeka Okafor	13.8p, 10.6r
Art Quimby	17.5p, 21.5r
Toby Kimball	18.4p, 17.9r
Bill Corley	16.9p, 13.7r
Ron Hrubala	13.1p, 11.1r
Al Cooper	11.9p, 10.6r

Consecutive Double-Doubles

Toby Kimball	38, 1963-65

Career Double-Doubles in BIG EAST play

Emeka Okafor	24
Jeff Adrien	23
Corny Thompson	16
Tim Coles	15
Donyell Marshall	14
Rod Sellers	12
Jake Voskuhl	12

WINNINGEST FOUR-YEAR SENIOR CLASSES IN UCONN BASKETBALL HISTORY

Senior Year	Four-Year Seniors	Record
1998-99	Ricky Moore, Rashamel Jones, Antric Klaiber	114-24
2000-01	Albert Mouring, Souleymane Wane	111-29
2005-06	Rashad Anderson, Hilton Armstrong, Denham Brown	109-28
1999-00	Kevin Freeman, Jake Voskuhl	109-32
2003-04	Taliek Brown, Shamon Tooles	103-35
1995-96	Travis Knight, Eric Hayward, Rudy Johnson	102-25
2006-09	Jeff Adrien, Craig Austrie	102-32
1996-97	Kirk King**	100-16
2002-03	Tony Robertson, Justin Brown, Mike Woodward	95-39

***-- includes only the first 14 games of 1996-97*

ALL-TIME 1,000-POINT SCORERS

● 2004, 1999 NCAA National Champions ● 2009, 2004, 1999 NCAA Final Four ●


Chris Smith


Richard Hamilton


Tony Hanson


Ray Allen


Corny Thompson


Ben Gordon


Wes Bialosuknia

1.) CHRIS SMITH, 2,145 pts.
Reached 1,000 pts in 70th career game on 12/6/90 at North Carolina (L, 79-64, 21 pts)
Reached 2,000 pts on 2/22/92 vs. Providence at Gampel Pavilion (W, 94-73, 32 pts)

Year	G	Min/Avg	FGM/A	Pct.	3FGM/A	Pct.	FTM/A	Pct.	Pts/Avg
1988-89	29	829/28.6	111/274	40.5	40/104	38.5	26/46	56.5	288/9.9
1989-90	37	1221/33.0	207/496	41.7	75/191	39.3	146/180	81.1	635/17.2
1990-91	31	1130/36.5	208/474	43.9	46/117	39.3	123/171	71.9	585/18.9
1991-92	30	1090/36.3	202/487	41.5	81/193	42.0	152/190	80.0	637/21.2
Totals	**127**	**4270/33.6**	**728/1731**	**42.1**	**242/605**	**40.0**	**447/587**	**76.1**	**2145/16.9**

2.) RICHARD HAMILTON, 2,036 pts.
Reached 1,000 pts in 55th career game on 2/2/98 vs. Villanova at HCC (W, 80-65, 29 pts)
Reached 2,000 pts on 3/27/99 vs. Ohio State in Tampa, FL (W, 64-58, 24 pts)

Year	G	Min/Avg	FGM/A	Pct.	3FGM/A	Pct.	FTM/A	Pct.	Pts/Avg
1996-97	32	980/30.6	174/451	.386	70/186	.376	91/116	.784	509/15.9
1997-98	37	1203/32.5	270/614	.440	99/245	.404	156/185	.843	795/21.5
1998-99	34	1091/32.1	247/557	.443	68/196	.347	170/204	.833	732/21.5
Totals	**103**	**3274/31.8**	**691/1622**	**.426**	**237/627**	**.378**	**417/505**	**.826**	**2036/19.8**

3.) TONY HANSON, 1,990 pts.
Reached 1,000 pts in 67th career game on 1/17/76 at Maine (W, 83-69, 32 pts)

Year	G	Min/Avg	FGM/A	Pct.	3FGM/A	Pct.	FTM/A	Pct.	Pts/Avg
1973-74	27	not kept	114/249	45.8	not kept	——	39/77	50.6	267/9.9
1974-75	28	not kept	193/402	48.0	not kept	——	81/119	68.1	467/16.7
1975-76	29	not kept	224/453	49.4	not kept	——	106/149	71.1	554/19.1
1976-77	27	not kept	253/484	52.3	not kept	——	196/259	75.7	702/26.0
Totals	**111**	**not kept**	**784/1588**	**49.4**	**not kept**	**——**	**422/604**	**69.9**	**1990/17.9**

4.) RAY ALLEN, 1,922 pts.
Reached 1,000 pts in 62nd career game on 3/12/95 vs. Villanova in BET (L, 94-78, 21 pts)

Year	G	Min/Avg	FGM/A	Pct.	3FGM/A	Pct.	FTM/A	Pct.	Pts/Avg
1993-94	34	735/21.6	158/310	51.0	33/82	40.2	80/101	79.2	429/12.6
1994-95	32	1051/32.8	255/521	48.9	85/191	44.5	80/110	72.7	675/21.1
1995-96	35	1215/34.7	292/618	47.2	115/247	46.6	119/147	81.0	818/23.4
Totals	**101**	**3001/29.7**	**705/1449**	**48.7**	**233/520**	**44.8**	**279/358**	**77.9**	**1922/19.0**

5.) CORNY THOMPSON, 1,810 pts.
Reached 1,000 pts in 59th career game on 12/6/80 at Yale (W, 65-53, 17 pts)

Year	G	Min/Avg	FGM/A	Pct.	3FGM/A	Pct.	FTM/A	Pct.	Pts/Avg
1978-79	29	991/34.2	190/401	47.4	not kept	——	158/198	79.8	538/18.6
1979-80	29	993/34.2	167/334	50.0	not kept	——	123/155	79.4	457/15.8
1980-81	29	1001/37.1	151/304	49.7	not kept	——	133/168	79.2	435/15.0
1981-82	27	977/36.2	149/291	51.2	not kept	——	82/114	71.9	380/14.1
Totals	**114**	**3962/34.6**	**657/1330**	**49.4**	**not kept**	**——**	**496/635**	**78.1**	**1810/15.9**

6.) BEN GORDON, 1,795 pts.
Reached 1,000 pts in 63rd career game on 3/14/03 vs. Syracuse in BET (W, 80-67, 12 pts)

Year	G	Min/Avg	FGM/A	Pct.	3FGM/A	Pct.	FTM/A	Pct.	Pts/Avg
2001-02	34	844/24.8	140/315	44.4	62/150	41.3	85/117	72.6	427/12.6
2002-03	33	1101/33.4	211/476	44.3	80/191	41.9	143/177	80.8	645/19.5
2003-04	39	1346/34.5	239/551	43.4	104/240	43.3	141/170	82.9	723/18.5
Totals	**106**	**3291/31.0**	**590/1342**	**44.0**	**246/581**	**42.3**	**369/464**	**79.5**	**1795/16.9**

7.) WES BIALOSUKNIA, 1,673 pts.
Reached 1,000 pts in 47th career game on 3/4/66 vs. Rhode Island (L, 67-62, 14 pts)

Year	G	Min/Avg	FGM/A	Pct.	3FGM/A	Pct.	FTM/A	Pct.	Pts/Avg
1964-65	23	not kept	198/457	43.3	not kept	——	94/118	79.7	490/21.3
1965-66	24	not kept	210/488	43.0	not kept	——	90/106	84.9	510/21.2
1966-67	24	not kept	257/540	47.6	not kept	——	159/185	86.0	673/28.0
Totals	**71**	**not kept**	**665/1485**	**44.8**	**not kept**	**——**	**343/409**	**83.9**	**1673/23.6**

8.) CLIFF ROBINSON, 1,664 pts.
Reached 1,000 pts in 76th career game on 3/25/88 vs. Va. Commonwealth (W, 72-61, 17 pts)

Year	G	Min/Avg	FGM/A	Pct.	3FGM/A	Pct.	FTM/A	Pct.	Pts/Avg
1985-86	28	442/15.8	60/164	36.6	not kept	——	36/59	61.0	156/5.6
1986-87	16	536/34.8	107/255	42.0	6/18	33.3	69/121	57.0	289/18.1
1987-88	34	1079/31.7	222/463	47.9	0/0	——	156/238	65.6	600/17.6
1988-89	31	974/31.4	235/500	47.0	4/12	33.3	145/212	68.4	619/20.0
Totals	**109**	**3031/28.0**	**624/1382**	**45.2**	**10/30**	**33.3**	**406/630**	**64.4**	**1664/15.3**

9.) KHALID EL-AMIN, 1,650 pts.
Reached 1,000 pts in 67th career game on 3/6/99 vs. St. John's in BET (W, 82-63, 15 pts)

Year	G	Min/Avg	FGM/A	Pct.	3FGM/A	Pct.	FTM/A	Pct.	Pts/Avg
1997-98	37	1105/29.9	211/498	.424	81/222	.365	90/113	.796	593/16.0
1998-99	36	1031/28.7	174/422	.412	51/151	.338	98/126	.778	497/13.8
1999-00	35	1117/31.9	195/475	.411	63/177	.356	107/120	.892	560/16.0
Totals	**108**	**3253/30.1**	**580/1395**	**.416**	**195/550**	**.355**	**295/359**	**.822**	**1650/15.3**

10.) DONYELL MARSHALL, 1,648 pts.
Reached 1,000 pts in 66th career game on 12/29/93 vs. Ohio Univ. in Hilo, HI (L, 85-76, 22 pts)

Year	G	Min/Avg	FGM/A	Pct.	3FGM/A	Pct.	FTM/A	Pct.	Pts/Avg
1991-92	30	806/26.9	125/295	42.4	15/62	24.2	69/93	74.2	334/11.1
1992-93	27	854/31.6	166/332	50.0	20/54	37.0	107/129	82.9	459/17.0
1993-94	34	1157/34.0	307/600	51.2	41/132	31.1	200/266	75.2	855/25.1
Totals	**91**	**2817/31.0**	**598/1227**	**48.7**	**76/248**	**30.7**	**376/488**	**77.1**	**1648/18.1**

11.) MIKE McKAY, 1,633 pts.
Reached 1,000 pts in 67th career game on 1/10/81 vs. Seton Hall (W, 57-47, 4 pts)

Year	G	Min/Avg	FGM/A	Pct.	3FGM/A	Pct.	FTM/A	Pct.	Pts/Avg
1978-79	28	933/33.3	169/397	42.6	not kept	——	106/149	71.1	444/15.9
1979-80	29	989/34.1	183/387	47.3	not kept	——	118/159	74.2	484/16.7
1980-81	29	806/27.8	122/236	51.7	not kept	——	60/76	79.0	304/10.5
1981-82	28	1001/35.8	162/337	48.1	not kept	——	77/104	74.0	401/14.3
Totals	**114**	**3729/32.7**	**636/1357**	**46.9**	**not kept**	**——**	**361/488**	**74.0**	**1633/14.3**

12.) JEFF ADRIEN, 1,112 pts.
Reached 1,000 pts in 91st career game on 2/23/08 at Villanova (L, 67-65, 15 pts)

Year	G	Min/Avg	FGM/A	Pct.	3FGM/A	Pct.	FTM/A	Pct.	Pts/Avg
2005-06	33	543/16.5	83/136	61.0	0/0	0.0	50/78	64.1	216/6.5
2006-07	31	1028/33.2	156/312	50.0	0/1	0.0	95/162	58.6	407/13.1
2007-08	33	1115/33.8	173/345	50.1	2/4	50.0	141/229	61.6	489/14.8
2008-09	36	1245/34.6	190/376	50.5	0/1	0.0	111/186	59.7	491/13.6
Totals	**133**	**3931/29.6**	**602/1169**	**51.5**	**2/6**	**33.3**	**397/655**	**60.6**	**1603/12.1**

13.) EARL KELLEY, 1,592 pts.
Reached 1,000 pts in 63rd career game on 2/2/85 at St. John's (L, 97-64, 21 pts)

Year	G	Min/Avg	FGM/A	Pct.	3FGM/A	Pct.	FTM/A	Pct.	Pts/Avg
1982-83	27	853/29.4	169/379	44.6	not kept	——	113/152	74.3	451/16.7
1983-84	18	555/30.8	91/212	42.9	not kept	——	77/94	81.9	259/14.4
1984-85	28	979/35.0	182/371	49.1	not kept	——	107/125	85.6	471/16.8
1985-86	21	763/36.3	135/284	47.5	not kept	——	141/162	87.0	411/19.6
Totals	**94**	**3150/33.5**	**577/1246**	**46.3**	**not kept**	**——**	**438/533**	**82.2**	**1592/16.9**

14.) SCOTT BURRELL, 1,562 pts.
Reached 1,000 pts in 85th career game on 2/19/92 at Georgetown (L, 60-58, 9 pts)

Year	G	Min/Avg	FGM/A	Pct.	3FGM/A	Pct.	FTM/A	Pct.	Pts/Avg
1989-90	32	826/25.8	88/228	38.6	20/64	31.3	66/106	62.3	262/8.2
1990-91	31	1075/34.7	136/309	44.0	37/108	34.3	84/142	59.2	393/12.7
1991-92	30	1059/35.3	175/386	45.3	61/154	39.6	77/126	61.1	488/16.3
1992-93	26	861/33.1	145/353	41.1	50/145	34.5	79/104	76.0	419/16.1
Totals	**119**	**3821/32.1**	**544/1276**	**42.6**	**168/471**	**35.7**	**306/478**	**64.0**	**1562/13.1**


Clifford Robinson


Khalid El-Amin


Donyell Marshall


Mike McKay


Jeff Adrien


Earl Kelley


Scott Burrell

ALL-TIME 1,000-POINT SCORERS

●Ten BIG EAST Regular Season Championships ● Six BIG EAST Tournament Championships ●


Kevin Freeman


Rashad Anderson


Emeka Okafor


Art Quimby


Phil Gamble


Toby Kimball


Al Weston

15.) KEVIN FREEMAN, 1,476 pts.
Reached 1,000 pts in 94th career game on 3/4/99 vs. Seton Hall in BET (W, 57-56, 22 pts)

Year	G	Min/Avg	FGM/A	Pct.	3FGM/A	Pct.	FTM/A	Pct.	Pts/Avg
1996-97	33	1000/30.3	93/189	49.2	0/0	-	95/159	59.7	281/8.5
1997-98	36	1063/29.5	128/225	56.9	0/0	-	115/165	69.7	371/10.3
1998-99	36	1093/30.4	163/277	58.8	0/2	.000	114/160	71.3	440/12.2
1999-00	35	1177/33.6	139/288	48.3	8/28	28.6	98/145	67.6	384/11.0
Totals	**140**	**4333/31.0**	**523/979**	**53.4**	**8/30**	**26.7**	**422/629**	**67.1**	**1476/10.5**

16.) RASHAD ANDERSON, 1,432 pts.
Reached 1,000 pts in 97th career game on 11/18/05 at Pepperdine (W, 75-56, 9 pts)

Year	G	Min/Avg	FGM/A	Pct.	3FGM/A	Pct.	FTM/A	Pct.	Pts/Avg
2002-03	33	489/14.8	93/232	40.1	55/140	39.3	31/40	77.5	272/8.2
2003-04	39	864/22.2	150/343	43.7	87/212	41.0	51/65	78.5	438/11.2
2004-05	24	614/25.6	89/248	35.9	46/147	31.3	62/77	80.5	286/11.9
2005-06	34	761/22.4	155/355	43.7	88/216	40.7	38/53	71.7	436/12.8
Totals	**130**	**2728/21.0**	**487/1178**	**41.3**	**276/715**	**38.6**	**182/235**	**77.4**	**1432/11.0**

17.) EMEKA OKAFOR, 1,426 pts.
Reached 1,000 pts in 79th career game on 1/6/04 at Rutgers (W, 75-74, 21 pts)

Year	G	Min/Avg	FGM/A	Pct.	3FGM/A	Pct.	FTM/A	Pct.	Pts/Avg
2001-02	34	1021/30.0	105/178	59.0	0/0	-	57/92	62.0	267/7.9
2002-03	33	1087/32.9	221/381	58.0	0/0	-	82/137	59.9	524/15.9
2003-04	36	1166/32.4	261/436	59.9	0/0	-	113/218	51.8	635/17.6
Totals	**103**	**3274/31.8**	**587/995**	**59.0**	**0/0**	**-**	**252/447**	**56.4**	**1426/13.8**

18.) ART QUIMBY, 1,398 pts.
Reached 1,000 pts in 62nd career game on 12/27/54 vs. Harvard (W, 98-60, 12 pts)

Year	G	Min/Avg	FGM/A	Pct.	3FGM/A	Pct.	FTM/A	Pct.	Pts/Avg
1951-52	8	not kept	18/74	24.4	not kept	——	8/15	53.3	44/5.5
1952-53	21	not kept	125/307	40.7	not kept	——	100/168	59.6	350/16.7
1953-54	26	not kept	158/—	——	not kept	——	107/—	——	423/16.3
1954-55	25	not kept	227/546	41.6	not kept	——	127/248	51.3	581/23.2
Totals	**80**	**not kept**	**528/—**	**—**	**not kept**	**——**	**342/—**	**——**	**1398/17.5**

19.) PHIL GAMBLE, 1,371 pts.
Reached 1,000 pts in 81st career game on 12/5/88 vs. Marist (W, 93-71, 15 pts)

Year	G	Min/Avg	FGM/A	Pct.	3FGM/A	Pct.	FTM/A	Pct.	Pts/Avg
1985-86	28	891/31.8	126/323	39.0	not kept	——	44/75	58.7	296/10.6
1986-87	16	560/35.0	68/176	38.6	9/27	33.3	33/53	62.3	178/11.1
1987-88	34	1137/33.4	179/392	45.7	76/182	41.8	75/93	80.6	509/15.0
1988-89	31	947/30.5	139/337	41.2	56/138	40.6	54/77	70.1	388/12.5
Totals	**109**	**3535/32.4**	**512/1228**	**41.7**	**—/—**	**——**	**206/298**	**69.1**	**1371/12.6**

20.) TOBY KIMBALL, 1,361 pts.
Reached 1,000 pts in 56th career game on 12/15/64 vs. Massachusetts (W, 77-67, 11 pts)

Year	G	Min/Avg	FGM/A	Pct.	3FGM/A	Pct.	FTM/A	Pct.	Pts/Avg
1962-63	24	not kept	143/297	48.1	not kept	——	76/117	64.9	362/15.1
1963-64	27	not kept	203/397	51.1	not kept	——	138/202	68.3	544/20.1
1964-65	23	not kept	177/311	57.0	not kept	——	101/157	64.3	455/19.8
Totals	**74**	**not kept**	**523/1005**	**52.0**	**not kept**	**——**	**315/476**	**66.2**	**1361/18.4**

21.) AL WESTON, 1,342 pts.
Reached 1,000 pts in 76th career game on 1/2/76 vs. Boston College at HCC (L, 94-83, 19 pts)

Year	G	Min/Avg	FGM/A	Pct.	3FGM/A	Pct.	FTM/A	Pct.	Pts/Avg
1972-73	18	not kept	98/218	45.0	not kept	——	56/63	88.9	252/14.0
1973-74	27	not kept	174/404	43.1	not kept	——	33/50	66.0	381/14.1
1974-75	28	not kept	144/322	44.7	not kept	——	48/58	82.8	336/12.0
1975-76	25	not kept	157/344	45.6	not kept	——	59/74	79.7	373/14.9
Totals	**98**	**not kept**	**573/1288**	**44.5**	**not kept**	**——**	**196/245**	**80.0**	**1342/13.7**

22.) JOEY WHELTON, 1,337 pts.
Reached 1,000 pts in 83rd career game on 12/3/77 vs. Yale (L, 73-57, 18 pts)

Year	G	Min/Avg	FGM/A	Pct.	3FGM/A	Pct.	FTM/A	Pct.	Pts/Avg
1974-75	28	not kept	82/195	42.1	not kept	——	62/69	89.9	226/8.1
1975-76	29	not kept	171/353	48.4	not kept	——	81/105	77.1	423/14.6
1976-77	23	not kept	121/267	45.3	not kept	——	63/80	78.8	305/13.3
1977-78	25	not kept	150/366	41.0	not kept	——	83/102	81.4	383/15.3
Totals	**105**	**not kept**	**524/1181**	**44.4**	**not kept**	**——**	**289/356**	**81.2**	**1337/12.7**

23.) DORON SHEFFER, 1,329 pts.
Reached 1,000 pts in 82nd career game on 1/13/96 at Providence (W, 83-74, 15 pts)

Year	G	Min/Avg	FGM/A	Pct.	3FGM/A	Pct.	FTM/A	Pct.	Pts/Avg
1993-94	34	1036/30.5	141/279	50.5	50/123	40.7	72/98	73.5	404/11.9
1994-95	33	951/28.8	121/302	40.1	38/104	36.5	85/113	75.2	365/11.1
1995-96	35	1116/31.9	182/423	43.0	95/234	40.6	101/119	84.9	560/16.0
Totals	**102**	**3103/30.4**	**444/1004**	**44.3**	**183/461**	**39.7**	**258/330**	**78.2**	**1329/13.0**

24.) BOB STAAK, 1,288 pts.
Reached 1,000 pts in 58th career game on 1/27/71 at Fairfield (L, 88-72, 25 pts)

Year	G	Min/Avg	FGM/A	Pct.	3FGM/A	Pct.	FTM/A	Pct.	Pts/Avg
1968-69	24	not kept	181/406	44.6	not kept	——	46/65	70.8	408/17.0
1969-70	23	not kept	168/367	45.7	not kept	——	42/60	70.0	378/16.4
1970-71	24	not kept	214/436	49.1	not kept	——	74/90	82.2	502/20.9
Totals	**71**	**not kept**	**563/1209**	**46.5**	**not kept**	**——**	**162/215**	**74.3**	**1288/18.1**

25.) A.J. PRICE, 1,284 pts.
Reached 1,000 pts in 84th career game on 1/31/09 vs. Providence GP (W, 94-61, 19 pts)

Year	G	Min/Avg	FGM/A	Pct.	3FGM/A	Pct.	FTM/A	Pct.	Pts/Avg
2006-07	31	742/23.9	99/256	38.7	24/88	27.3	69/100	69.0	291/9.4
2007-08	33	1060/32.1	160/366	43.7	52/141	36.9	106/142	74.6	478/14.5
2008-09	35	1112/31.8	170/417	40.8	82/204	40.2	93/129	72.1	515/14.7
Totals	**99**	**2914/29.4**	**429/1039**	**41.3**	**158/433**	**36.5**	**268/371**	**72.2**	**1284/13.0**

26.) VINCENT YOKABASKAS, 1,275 pts.
Reached 1,000 pts in 62nd career game on 12/29/51 vs. Puerto Rico (W, 88-54, 29 pts)

Year	G	Min/Avg	FGM/A	Pct.	3FGM/A	Pct.	FTM/A	Pct.	Pts/Avg
1949-50	25	not kept	159/416	38.2	not kept	——	99/167	59.2	417/16.7
1950-51	26	not kept	135/406	33.3	not kept	——	134/221	60.6	404/15.5
1951-52	27	not kept	149/389	38.4	not kept	——	156/242	64.5	454/16.8
Totals	**78**	**not kept**	**443/1211**	**36.6**	**not kept**	**——**	**389/630**	**61.7**	**1275/16.3**

27.) DENHAM BROWN, 1,267 pts.
Reached 1,000 pts in 109th career game on 12/2/05 vs. Texas Southern at GP (W, 113-49, 15 pts)

Year	G	Min/Avg	FGM/A	Pct.	3FGM/A	Pct.	FTM/A	Pct.	Pts/Avg
2002-03	33	712/21/6	100/221	45.2	30/72	41.7	24/41	58.5	254/7.7
2003-04	39	975/25.0	130/297	43.8	36/92	39.1	51/70	72.9	347/8.9
2004-05	31	815/26.3	112/263	42.6	31/103	30.1	68/84	81.0	323/10.4
2005-06	32	754/23.6	117/290	40.3	30/92	32.6	79/91	86.8	343/10.7
Totals	**135**	**3256/24.1**	**459/1071**	**42.9**	**127/359**	**35.4**	**222/286**	**77.6**	**1267/9.4**

28.) TATE GEORGE, 1,247 pts.
Reached 1,000 pts in 109th career game on 1/20/90 vs. Georgetown at HCC (W, 70-65, 11 pts)

Year	G	Min/Avg	FGM/A	Pct.	3FGM/A	Pct.	FTM/A	Pct.	Pts/Avg
1986-87	26	962/37.0	91/247	36.8	10/29	34.5	69/89	77.5	261/10.0
1987-88	34	1111/32.7	115/230	50.0	9/23	39.1	98/118	83.1	337/9.9
1988-89	31	863/27.8	77/178	43.3	2/10	20.0	69/91	75.8	225/7.3
1989-90	37	1090/29.5	160/334	47.9	16/53	30.2	88/121	72.7	424/11.5
Totals	**128**	**4026/31.5**	**443/989**	**44.8**	**37/115**	**32.2**	**324/419**	**77.3**	**1247/9.7**

-- continued on next page


Joey Whelton


Doron Sheffer


Bob Staak


A.J. Price


Vin Yokabaskas


Denham Brown


Tate George

ALL-TIME 1,000-POINT SCORERS

● 2004, 1999 NCAA National Champions ● 2009, 2004, 1999 NCAA Final Four ●


Bill Corley


Albert Mouring


Donny Marshall


Tony Robertson


Rod Sellers


Caron Butler


Brian Fair

29.) BILL CORLEY, 1,219 pts.
Reached 1,000 pts in 61st career game on 1/27/68 at Syracuse (W, 89-84, 25 pts)

Year	G	Min/Avg	FGM/A	Pct.	3FGM/A	Pct.	FTM/A	Pct.	Pts/Avg
1965-66	24	not kept	141/268	52.5	not kept	—	73/117	62.4	355/14.8
1966-67	24	not kept	122/247	49.4	not kept	—	114/159	71.7	358/14.9
1967-68	24	not kept	183/389	46.9	not kept	—	140/226	61.9	506/21.1
Totals	**72**	**not kept**	**446/904**	**49.6**	**not kept**	**—**	**327/502**	**65.3**	**1219/16.9**

30.) ALBERT MOURING, 1,214 pts.
Reached 1,000 pts in 99th career game on 1/15/01 at Texas (L, 60-56, 10 pts)

Year	G	Min/Avg	FGM/A	Pct.	3FGM/A	Pct.	FTM/A	Pct.	Pts/Avg
1997-98	15	31/2.0	7/17	41.2	1/10	10.0	1/2	50/0	16/1.1
1998-99	32	605/18.9	79/180	43.9	32/85	37.6	38/51	74.5	228/7.1
1999-00	35	1155/33	166/387	42.9	86/180	47.8	70/83	84.3	488/13.9
2000-01	32	1101/34.4	160/366	43.7	58/155	37.4	104/117	88.9	482/15.1
Totals	**114**	**2892/25.3**	**412/950**	**43.3**	**177/430**	**41.1**	**213/253**	**84.1**	**1214/10.6**

31.) DONNY MARSHALL, 1,197 pts.
Reached 1,000 pts in 110th career game on 2/14/95 at Georgetown (W, 91-85, 10 pts)

Year	G	Min/Avg	FGM/A	Pct.	3FGM/A	Pct.	FTM/A	Pct.	Pts/Avg
1991-92	27	241/8.9	17/46	37.0	0/0	—	17/24	70.8	51/1.9
1992-93	28	677/24.2	81/174	46.6	1/3	33.3	54/71	76.1	217/7.8
1993-94	34	1001/29.4	152/294	51.7	23/64	35.9	96/124	77.4	423/12.4
1994-95	32	977/30.5	173/379	45.6	24/92	26.1	136/164	82.9	506/15.8
Totals	**121**	**2896/23.9**	**423/893**	**47.4**	**48/159**	**30.2**	**303/383**	**79.1**	**1197/9.9**

32.) TONY ROBERTSON, 1,160 pts.
Reached 1,000 pts in 115th career game on 1/27/03 at St. John's in MSG (W, 74-68, 7 pts)

Year	G	Min/Avg	FGM/A	Pct.	3FGM/A	Pct.	FTM/A	Pct.	Pts/Avg
1999-00	34	635/18.6	77/173	44.5	17/46	37.0	59/79	74.7	230/6.8
2000-01	31	625/20.2	84/186	45.2	15-46	32.6	40/52	76.9	223/7.2
2001-02	34	943/27.7	138/277	49.8	48/110	43.6	60/77	77.9	384/11.3
2002-03	33	783/23.7	109/239	45.6	29/72	40.3	76/93	81.7	323/9.8
Totals	**132**	**2986/22.6**	**408/875**	**46.6**	**109/274**	**39.8**	**235/301**	**78.1**	**1160/8.8**

33.) ROD SELLERS, 1,143 pts.
Reached 1,000 pts in 118th career game on 2/3/92 at Syracuse (L, 84-83, 15 pts)

Year	G	Min/Avg	FGM/A	Pct.	3FGM/A	Pct.	FTM/A	Pct.	Pts/Avg
1988-89	31	519/16.7	45/97	46.4	0/0	0.0	28/52	53.8	118/3.8
1989-90	37	854/23.1	114/212	53.8	0/0	—	77/147	52.4	305/8.2
1990-91	31	956/30.8	134/242	55.4	0/0	—	94/165	57.0	362/11.7
1991-92	29	919/31.7	116/196	59.2	0/0	—	126/190	66.3	358/12.3
Totals	**128**	**3248/25.4**	**409/747**	**54.8**	**0/1**	**—**	**325/554**	**58.7**	**1143/8.9**

34.) CARON BUTLER, 1,136 pts.
Reached 1,000 pts in 58th career game on 3/8/02 vs. Notre Dame in BET (W, 82-77, 20 pts)

Year	G	Min/Avg	FGM/A	Pct.	3FGM/A	Pct.	FTM/A	Pct.	Pts/Avg
2000-01	29	950/32.8	151-347	.435	14-46	.304	129-171	.754	445/15.3
2001-02	34	1223/36.0	253-521	.486	30-75	.400	155-199	.779	691/20.3
Totals	**63**	**2173/34.5**	**404-868**	**.465**	**44-121**	**.364**	**284-370**	**.768**	**1136/18.0**

35.) BRIAN FAIR, 1,130 pts.
Reached 1,000 pts in 111th career game on 2/6/95 vs. Pittsburgh in GP (W, 90-61, 15 pts)

Year	G	Min/Avg	FGM/A	Pct.	3FGM/A	Pct.	FTM/A	Pct.	Pts/Avg
1991-92	30	610/20.3	65/174	37.4	32/81	39.5	26/42	61.9	188/6.3
1992-93	28	872/31.1	147/347	42.4	64/166	38.6	26/40	65.0	384/13.7
1993-94	34	422/12.4	91/195	46.7	40/98	40.8	20/29	69.0	242/7.1
1994-95	33	587/17.8	106/253	41.9	58/128	45.3	46/60	76.7	316/9.6
Totals	**125**	**2491/19.9**	**409/969**	**42.2**	**194/473**	**41.0**	**118/171**	**69.0**	**1130/9.0**

36.) BOB BOYD, 1,122 pts.
Reached 1,000 pts in 53rd career game on 2/15/71 vs. Holy Cross (L, 103-78, 17 pts)

Year	G	Min/Avg	FGM/A	Pct.	3FGM/A	Pct.	FTM/A	Pct.	Pts/Avg
1968-69	13	not kept	57/133	42.9	not kept	—	49/60	76.7	163/12.5
1969-70	22	not kept	185/434	42.6	not kept	—	145/193	75.1	515/23.4
1970-71	24	not kept	170/411	41.4	not kept	—	104/143	72.7	444/18.5
Totals	**59**	**not kept**	**412/978**	**42.3**	**not kept**	**—**	**298/396**	**74.9**	**1122/19.0**

37.) JACK ROSE, 1,116 pts.
Reached 1,000 pts in 70th career game on 2/16/60 vs. Massachusetts (W, 71-49, 18 pts)

Year	G	Min/Avg	FGM/A	Pct.	3FGM/A	Pct.	FTM/A	Pct.	Pts/Avg
1957-58	27	not kept	132/332	39.8	not kept	—	86/108	79.6	350/13.0
1958-59	24	not kept	129/406	31.8	not kept	—	125/181	69.0	383/16.0
1959-60	26	not kept	127/370	34.3	not kept	—	129/170	75.9	383/14.7
Totals	**77**	**not kept**	**388/1108**	**35.0**	**not kept**	**—**	**340/459**	**74.1**	**1116/14.5**

38.) JIM ABROMAITIS, 1,084 pts.
Reached 1,000 pts in 105th career game on 2/13/80 vs. Boston U. (W, 72-65, 13 pts)

Year	G	Min/Avg	FGM/A	Pct.	3FGM/A	Pct.	FTM/A	Pct.	Pts/Avg
1975-76	28	not kept	64/132	48.5	not kept	—	8/16	50.0	136/4.9
1976-77	27	not kept	131/281	46.6	not kept	—	17/36	47.2	279/10.3
1977-78	26	not kept	157/311	50.5	not kept	—	62/98	63.3	376/14.5
1978-79	2	35/17.5	5/12	41.7	not kept	—	0/2	0.0	10/5.0
1979-80	29	633/21.8	112/185	60.5	not kept	—	59/81	72.8	283/9.8
Totals	**112**	**—/—**	**469/921**	**50.9**	**not kept**	**—**	**146/233**	**62.7**	**1084/9.7**

39.) JEROME DYSON, 1,044 pts.
Reached 1,000 pts in 75th career game on 1/28/09 at DePaul (W, 71-49, 18 pts)

Year	G	Min/Avg	FGM/A	Pct.	3FGM/A	Pct.	FTM/A	Pct.	Pts/Avg
2006-07	31	943/30.4	131/363	36.1	44/135	32.6	123/171	71.9	429/13.8
2007-08	24	648/27.0	93/225	41.3	27/83	32.5	86/106	81.1	299/12.5
2008-09	24	703/29.3	104/255	40.8	24/69	34.8	84/116	72.4	316/13.2
Totals	**79**	**2294/29.0**	**328/843**	**38.9**	**95/287**	**33.1**	**293/393**	**74.6**	**1044/13.2**

40.) TALIEK BROWN, 1,039 pts.
Reached 1,000 pts in 129th career game on 3/18/04 vs. Vermont in Buffalo, NY (W, 70-53, 14 pts)

Year	G	Min/Avg	FGM/A	Pct.	3FGM/A	Pct.	FTM/A	Pct.	Pts/Avg
2000-01	32	898/28.1	99/230	43.0	5/20	25.0	55/101	54.5	258/8.1
2001-02	34	1067/31.4	119/261	45.6	10/33	30.3	65/100	65.0	313/9.2
2002-03	29	777/26.8	88/200	44.0	1/17	5.9	47/84	56.0	224/7.7
2003-04	39	1188/30.5	98/235	41.7	1/5	20.0	47/85	55.3	244/6.3
Totals	**134**	**3930/29.3**	**404/926**	**43.6**	**17/75**	**22.7**	**214/370**	**57.8**	**1039/7.8**

41.) HASHEEM THABEET, 1,028 pts.
Reached 1,000 pts in 98th career game on 3/26/09 vs. Purdue (W, 72-60, 15 pts)

Year	G	Min/Avg	FGM/A	Pct.	3FGM/A	Pct.	FTM/A	Pct.	Pts/Avg
2006-07	31	758/24.5	67/121	55.4	0/0	0.0	59/115	51.3	193/6.2
2007-08	33	1024/31.0	114/189	60.3	0/0	0.0	118/169	69.8	346/10.5
2008-09	36	1145/31.8	178/278	64.0	0/0	0.0	133/212	62.7	489/13.6
Totals	**100**	**2927/29.3**	**359/588**	**61.1**	**0/0**	**0.0**	**310/496**	**62.5**	**1028/10.3**

42.) CAL CHAPMAN, 1,023 pts.
Reached 1,000 pts in 74th career game on 2/26/74 vs. Boston College (W, 77-69, 12 pts)

Year	G	Min/Avg	FGM/A	Pct.	3FGM/A	Pct.	FTM/A	Pct.	Pts/Avg
1971-72	25	not kept	166/356	46.6	not kept	—	89/158	56.3	421/16.8
1972-73	25	not kept	157/353	44.5	not kept	—	70/106	66.0	384/15.4
1973-74	27	not kept	90/209	43.1	not kept	—	38/59	64.4	218/8.1
Totals	**77**	**not kept**	**413/918**	**44.9**	**not kept**	**—**	**197/323**	**61.0**	**1023/13.3**

43.) TIM COLES, 1,016 pts.
Reached 1,000 pts in 109th career game on 3/1/86 vs. Syracuse in HCC (L, 75-68, 15 pts)

Year	G	Min/Avg	FGM/A	Pct.	3FGM/A	Pct.	FTM/A	Pct.	Pts/Avg
1982-83	28	570/20.4	46/101	45.6	not kept	—	55/82	67.1	147/5.3
1983-84	28	789/28.2	97/198	49.0	not kept	—	51/87	58.6	245/8.8
1984-85	26	791/30.4	99/192	51.6	not kept	—	58/75	77.3	256/9.8
1985-86	28	925/33.0	139/266	52.3	not kept	—	90/137	65.7	368/13.1
Totals	**110**	**3075/28.0**	**381/757**	**50.3**	**not kept**	**—**	**254/381**	**66.7**	**1016/9.2**


Bob Boyd


Jack Rose


Jim Abromaitis


Jerome Dyson


Taliek Brown


Hasheem Thabeet


Cal Chapman


Tim Coles

TEAM SINGLE SEASON RECORDS

●Ten BIG EAST Regular Season Championships ● Six BIG EAST Tournament Championships ●

Most Wins

34	1998-99	34-2
33	2003-04	33-6
32	1997-98	32-5
31	2008-09	31-5
31	1989-90	31-6
30	2005-06	30-4
30	1995-96	30-2

Best Winning Percentage

94.4%	34-2	1998-99
93.8%	30-2	1995-96
88.9%	16-2	1946-47
88.5%	23-3	1953-54
88.5%	23-3	1964-65

Most Losses

19	1986-87	9-19
19	1968-69	5-19

Fewest Losses

2	1998-99	34-2
2	1946-47	16-2
2	1940-41	14-2

Most Points

3073	2003-04	39 games
2926	1989-90	37 games
2890	1995-96	35 games
2888	1993-94	34 games
2837	1994-95	33 games

Most Games

39	2003-04
37	1997-98
37	1989-90

Most Field Goals

1154	2003-04	39 games
1061	1995-96	35 games
1058	1989-90	37 games
1045	1993-94	34 games
1027	1994-95	33 games

Most Free Throws

662	2008-09	36 games
652	2007-08	33 games
635	1998-99	36 games
620	1989-90	37 games
617	2005-06	34 games

Highest Team Field Goal %

51.6%	1980-81	(765-1483)
49.9%	1981-82	(734-1472)
49.5%	1993-94	(1045-2111)
49.5%	1979-80	(830-1676)
48.3%	2001-02	(972-2012)
48.3%	1984-85	(804-1664)

Highest Team Free Throw %

*78.2%	1980-81	(487-623)
74.5%	1994-95	(556-746)
73.9%	1979-80	(504-682)
73.4%	1984-85	(383-522)
73.3%	1997-98	(610-832)

*NCAA National Leader

Highest Scoring Average

90.1	1954-55	2252 pts, 25 gms
*87.3	1956-57	2183 pts, 25 gms
86.0	1994-95	2837 pts, 33 gms
85.1	1965-66	2042 pts, 24 gms
85.1	1964-65	2212 pts, 26 gms

*NCAA National Leader

Lowest Opp. Scoring Average

48.9	1948-49	1223 pts, 25 gms
55.6	1950-51	1391 pts, 25 gms

Highest Scoring Margin

+18.6	1964-65	85.1-66.5
+17.9	1995-96	82.6-64.7
+16.7	1954-55	90.1-73.4
+16.3	1993-94	84.9-68.6
+16.0	1998-99	77.3-61.3

3-Point Field Goals Made

258	1995-96	35 games
249	2003-04	39 games
227	1994-95	33 games
220	1997-98	37 games
196	2002-03	33 games
192	1993-94	34 games

* - 3-Pt. FG established in 1986-87

3-Point Field Goal Attempts

633	1995-96	35 games
619	2003-04	39 games
616	1997-98	37 games
588	1994-95	33 games
527	1989-90	37 games
520	1993-94	34 games

- 3-Pt. FG established in 1986-87

3-Point Field Goal Percent

40.8	1995-96	35 games
40.6	1987-88	34 games
40.2	2003-04	39 games
39.4	2001-02	34 games
38.6	2002-03	33 games
38.6	1999-00	35 games
38.6	1994-95	33 games

Assists

681	2003-04	39 games
659	1995-96	35 games
632	1994-95	33 games
628	1993-94	34 games
599	1989-90	37 games

Steals

484	1989-90	37 games
326	1990-91	31 games
314	1997-98	37 games
296	1993-94	34 games
287	1998-99	36 games

Blocked Shots

315*	2003-04	39 games
298*	2005-06	34 games
285*	2007-08	33 games
280*	2008-09	36 games
275*	2004-05	31 games
264*	2006-07	31 games
253*	2002-03	33 games
236*	2001-02	34 games

*-- NCAA National Leader

All-Time Connecticut Basketball Records and Streaks

Overtime Record (since 1956-57)
79 games 40-39 50.6%

Longest Winning Streak
23 games 1995-96
19 games 1998-99

Most Wins to Begin a Season
19 games 1998-99
15 games 1994-95
14 games 1953-54
11 games 2008-09, 2006-07, 2005-06, 1991-92, 1980-81

Most Wins to Begin League Play
14 games 1995-96
13 games 1994-95
11 games 1998-99
9 games 1993-94

Longest Losing Streak
10 games 1968-69
10 games ..... 1917-18 through 1918-19

Longest Home Winning Streak
31 games 2004-07
26 games 1985-89

Longest XL (Hartford Civic) Center Winning Streak
33 games ..... 1993-94 through 1996-97

Longest Gampel Pavilion Winning Streak
16 games ..... 1996-97 through 1997-98

Longest Home Losing Streak
6 games ..... 1971-72 through 1972-73

Longest Road Winning Streak
13 games ..... 1997-98 through 1998-99
9 games 2008-09
9 games 1995-96
9 games ..... 1952-53 through 1953-54

Longest Road Losing Streak (Since 1949-50)
13 games ..... 1967-68 through 1968-69

Record at Storrs Field House (1954-90)
367 games 282-85

Record at Harry A. Gampel Pavilion (1990-Present)
142 games (against college opposition) 125-17
161 games (overall, includes exhibitions) 142-19

Record at XL (Hartford Civic) Center
279 games (against college opposition) 203-76
299 games (overall, includes exhibitions) 222-77

Record at New Haven Coliseum
27 games (11-8 as home team, 8-0 as away team) 19-8

INDIVIDUAL SINGLE SEASON RECORDS

Most Points in One Season
600-Point Club

	Season	Games	FG	FT	Pts.
Donyell Marshall	1993-94	34	307 (41)	200	855
Ray Allen	1995-96	35	292 (115)	119	818
Richard Hamilton	1997-98	37	270 (99)	156	795
Richard Hamilton	1998-99	34	247 (68)	170	732
Ben Gordon	2003-04	39	239 (104)	141	723
Tony Hanson	1976-77	27	253	196	702
Caron Butler	2001-02	34	253 (30)	155	691
Ray Allen	1994-95	32	255 (85)	80	675
Wes Bialosuknia	1966-67	24	257	159	673
Ben Gordon	2002-03	33	211 (80)	143	645
Chris Smith	1991-92	30	202 (81)	152	637
Emeka Okafor	2003-04	36	261	113	635
Chris Smith	1989-90	37	207 (75)	146	635
Cliff Robinson	1988-89	31	235 (4)	145	619
Cliff Robinson	1987-88	34	222 (0)	156	600

Number in parenthesis next to field goals represents number of three-point field goals.





Donyell Marshall (top) and Ray Allen are No. 1 and No. 2, respectively, in UConn single season scoring history.

Marshall scored an astounding 855 points in 1993-94, while Allen hit for 818 points in 1995-96.

The pair are the only two players in UConn history to crack the 800-point plateau in a season.

Highest Scoring Average

		Games	Points	Season
28.0	Wes Bialosuknia	24	673	1966-67
26.0	Tony Hanson	27	702	1976-77
25.1	Donyell Marshall	34	855	1993-94
23.4	Ray Allen	35	818	1995-96
23.4	Bob Boyd	22	515	1969-70
23.2	Art Quimby	25	581	1954-55
21.7	Walt Dropo	15	325	1942-43
21.5	Richard Hamilton	37	795	1997-98
21.5	Richard Hamilton	34	732	1998-99
21.3	Wes Bialosuknia	23	490	1964-65
21.3	Wes Bialosuknia	24	510	1965-66
21.2	Chris Smith	30	637	1991-92
21.1	Ray Allen	32	675	1994-95
21.1	Bill Corley	24	506	1967-68
21.0	Walt Dropo	8	168	1945-46
20.9	Bob Staak	24	502	1970-71
20.3	Caron Butler	34	691	2001-02
20.1	Toby Kimball	27	544	1963-64
20.0	Cliff Robinson	31	619	1988-89

Most Field Goals Made

		Games	Season
307	Donyell Marshall	34	1993-94
292	Ray Allen	35	1995-96
270	Richard Hamilton	37	1997-98
261	Emeka Okafor	36	2003-04
257	Wes Bialosuknia	24	1966-67
255	Ray Allen	32	1994-95
253	Caron Butler	34	2001-02
253	Tony Hanson	27	1976-77
247	Richard Hamilton	34	1998-99
239	Ben Gordon	39	2003-04
235	Cliff Robinson	31	1988-89
227	Art Quimby	25	1954-55
224	Tony Hanson	25	1975-76
222	Cliff Robinson	34	1987-88
221	Emeka Okafor	33	2002-03

Most Field Goal Attempts

		Season
618	Ray Allen	1995-96
614	Richard Hamilton	1997-98
600	Donyell Marshall	1993-94
590	Wes Bialosuknia	1966-67
557	Richard Hamiton	1998-99
551	Ben Gordon	2003-04
546	Art Quimby	1954-55
521	Caron Butler	2001-02
521	Ray Allen	1994-95
500	Cliff Robinson	1988-89

Highest Field Goal %

		FG-FGA	Season
65.3%	Eric Hayward	(32-49)	1994-95
64.0%	Hasheem Thabeet	(178-278)	2008-09
63.1%	Chuck Aleksinas	(154-244)	1980-81
61.0%	Jeff Adrien	(83-136)	2005-06
60.9%	Josh Boone	(148-243)	2004-05
60.8%	Hilton Armstrong	(118-194)	2005-06
60.7%	Eric Hayward	(37-61)	1992-93
60.5%	Jim Abromaitis	(112-185)	1979-80
60.3%	Hasheem Thabeet	(114-189)	2007-08
59.9%	Emeka Okafor	(261-436)	2003-04

Most Free Throws

		Games	Season
200	Donyell Marshall	34	1993-94
196	Tony Hanson	29	1976-77
170	Richard Hamilton	34	1998-99
159	Wes Bialosuknia	24	1966-67
158	Corny Thompson	29	1978-79
156	Richard Hamilton	37	1997-98
156	Cliff Robinson	34	1987-88
156	Vincent Yokabaskas	27	1951-52
155	Caron Butler	34	2001-02
152	Chris Smith	30	1991-92

Free Throws Attempted

		Season
266	Donyell Marshall	1993-94
259	Tony Hanson	1976-77
248	Art Quimby	1954-55
242	Vincent Yokabaskas	1951-52
238	Cliff Robinson	1987-88
229	Jeff Adrien	2007-08
226	Bill Corley	1967-68
221	Vincent Yokabaskas	1950-51
218	Emeka Okafor	2003-04
212	Hasheem Thabeet	2008-09
212	Cliff Robinson	1988-89

Highest Free Throw %

		FT-FTA	Season
95.1%	Doug Wiggins	(39-41)	2007-08
91.5%	Bobby Dulin	(43-47)	1980-81
89.9%	Joe Whelton	(62-69)	1974-75
89.2%	Craig Austrie	(74-83)	2007-08
89.2%	Khalid El-Amin	(107-120)	1999-00
88.9%	Albert Mouring	(104-117)	2000-01
88.9%	Al Weston	(56-63)	1972-73
87.5%	Tom Penders	(56-64)	1966-67
87.3%	Ray Broxton	(48-55)	1984-85
87.0%	Earl Kelley	(141-162)	1985-86
86.8%	Denham Brown	(79-91)	2005-06
86.4%	Fred Malan	(38-44)	1967-68
86.2%	Marcus Williams	(94-109)	2005-06
85.9%	Wes Bialosuknia	(159-185)	1966-67
85.6%	Earl Kelley	(107-125)	1984-85
85.1%	Randy LaVigne	(63-74)	1978-79

Minimum of 40 attempts

Most Rebounds

Reb.	Name	Games	Season
*611	Art Quimby	25	1954-55
*588	Art Quimby	26	1953-54
*483	Toby Kimball	23	1964-65
466	Toby Kimball	27	1963-64
430	Art Quimby	21	1952-53
415	Emeka Okafor	36	2003-04
402	John Thomas	29	1975-76
391	Burr Carlson	27	1951-52
388	Hasheem Thabeet	36	2008-09
375	Toby Kimball	24	1962-63
370	Emeka Okafor	33	2002-03
365	Bill Corley	24	1967-68
358	Jeff Adrien	36	2008-09
336	Bill Corley	24	1965-66
317	Travis Knight	35	1995-96
306	Emeka Okafor	34	2001-02
302	Jeff Adrien	33	2007-08
302	Donyell Marshall	34	1993-94
301	Jeff Adrien	31	2006-07
301	John Thomas	28	1974-75

****NCAA National Leader***

Highest Rebound Average

		Games	Reb.	Season
24.4	Art Quimby	25	611	1954-55
*22.6	Art Quimby	26	588	1953-54
*21.0	Toby Kimball	23	483	1964-65
20.5	Art Quimby	21	430	1952-53
17.3	Toby Kimball	27	466	1963-64
15.6	Toby Kimball	24	375	1962-63
15.2	Bill Corley	24	365	1967-68
14.5	Burr Carlson	27	391	1951-52
14.0	Bill Corley	24	336	1965-66
13.9	John Thomas	29	402	1975-76
12.0	Ed Martin	23	277	1958-59
11.9	Bill Corley	24	285	1966-67
11.8	Al Cooper	25	294	1956-57
11.7	Ron Hrubala	23	269	1969-70
11.5	Emeka Okafor	36	415	2003-04
11.5	Walt Griffin	25	288	1959-60
11.0	Emeka Okafor	33	370	2002-03
11.0	Al Cooper	27	297	1957-58

****NCAA National Leader***

Most Double-Doubles

Emeka Okafor	24	2003-04
Toby Kimball	23	1964-65
Toby Kimball	23	1963-64
Art Quimby	23	1954-55
Art Quimby	23	1953-54
Bill Corley	22	1967-68
Tony Hanson	20	1976-77

Most Assists

		Games	Season
253	Taliek Brown	39	2003-04
243	Marcus Williams	31	2004-05
212	Doron Sheffer	35	1995-96
212	Kevin Ollie	33	1994-95
209	Kevin Ollie	34	1993-94
198	Marcus Williams	23	2005-06
192	A.J. Price	33	2007-08
190	Tate George	34	1987-88
183	Doron Sheffer	33	1994-95
183	Khalid El-Amin	35	1999-00

continued on next page

INDIVIDUAL SINGLE SEASON RECORDS

●Ten BIG EAST Regular Season Championships ● Six BIG EAST Tournament Championships ●

Most Assists Per Game		Games	Season
8.6	Marcus Williams	23	2005-06
7.8	Marcus Williams	31	2004-05
6.5	Taliek Brown	39	2003-04
6.1	Doron Sheffer	35	1995-96
6.4	Kevin Ollie	33	1994-95
6.1	Kevin Ollie	34	1993-94

Most Blocked Shots		Games	Season
*156	Emeka Okafor	33	2002-03
152	Hasheem Thabeet	36	2008-09
147	Hasheem Thabeet	33	2007-08
*147	Emeka Okafor	36	2003-04
138	Emeka Okafor	34	2001-02
118	Hasheem Thabeet	31	2006-07
111	Donyell Marshall	34	1993-94
107	Hilton Armstrong	34	2005-06
90	Josh Boone	31	2004-05

*NCAA National Leader

Most Blocked Shots Per Game		Games	Season
4.7	Emeka Okafor	33	2002-03
4.5	Hasheem Thabeet	33	2007-08
4.2	Hasheem Thabeet	36	2008-09
4.1	Emeka Okafor	36	2003-04
4.1	Emeka Okafor	34	2001-02
3.8	Hasheem Thabeet	31	2006-07
3.3	Donyell Marshall	34	1993-94
3.1	Hilton Armstrong	34	2005-06

Most Steals		Games	Season
138	Nadav Henefeld	37	1989-90
112	Scott Burrell	31	1990-91
83	Bobby Dulin	29	1979-80
79	Doron Sheffer	34	1993-94
75	Scott Burrell	30	1991-92
74	Tate George	37	1989-90
71	Caron Butler	34	2001-02

Most Steals Per Game		Games	Season
3.7	Nadav Henefeld	37	1989-90
3.6	Scott Burrell	31	1990-91
2.9	Bobby Dulin	29	1979-80
2.5	Scott Burrell	30	1991-92
2.3	Doron Sheffer	34	1993-94

3-Point Field Goals Made		Games	Season
115	Ray Allen	35	1995-96
104	Ben Gordon	39	2003-04
99	Richard Hamilton	37	1997-98
95	Doron Sheffer	35	1995-96
88	Rashad Anderson	34	2005-06
87	Rashad Anderson	39	2003-04
86	Albert Mouring	35	1999-00
85	Ray Allen	32	1994-95
82	A.J. Price	35	2008-09
81	Khalid El-Amin	37	1997-98
81	Chris Smith	30	1991-92
80	Ben Gordon	33	2002-03

3-Point Field Goals Made Per Game		Games	Season
3.30	Ray Allen	35	1995-96
2.71	Doron Sheffer	35	1995-96
2.70	Chris Smith	30	1991-92
2.68	Richard Hamilton	37	1997-98
2.67	Ben Gordon	39	2003-04

3-Point FG Attempts		
247	Ray Allen	1995-96
245	Richard Hamilton	1997-98
240	Ben Gordon	2003-04
234	Doron Sheffer	1995-96
222	Khalid El-Amin	1997-98
216	Rashad Anderson	2005-06
212	Rashad Anderson	2003-04
204	A.J. Price	2008-09
196	Richard Hamilton	1998-99
193	Chris Smith	1991-92
191	Ben Gordon	2002-03
191	Ray Allen	1994-95
191	Chris Smith	1989-90

3-Point Field Goal Percentage			
47.8	Albert Mouring	86/180	1999-00
46.6	Ray Allen	115/247	1995-96
45.3	Brian Fair	58/128	1994-95
44.5	Ray Allen	85/191	1994-95
43.6	Tony Robertson	48/110	2001-02
43.3	Ben Gordon	104/240	2003-04
42.0	Chris Smith	81/193	1991-92

Most Games in a Row With At Least One Successful 3-Pt FG		
42	Ray Allen	1995-96
23	Chris Smith	1991-92
23	Phil Gamble	1987-88

Most Double Figure Games as a Non-Starter		
24	Ray Allen	1993-94
24	Rashad Anderson	2005-06
24	John Gwynn	1989-90
20	Ben Gordon	2001-02

Minutes Played		
1346	Ben Gordon	2003-04
1245	Jeff Adrien	2008-09
1223	Caron Butler	2001-02
1221	Chris Smith	1989-90
1215	Ray Allen	1995-96
1203	Richard Hamilton	1997-98

Minutes Played- Average		Games	Min.	Year
37.0	Tate George	26	962	1986-87
36.5	Chris Smith	31	1130	1990-91
36.3	Chris Smith	30	1090	1991-92
36.3	Earl Kelley	21	763	1985-86
36.2	Corny Thompson	27	977	1981-82
36.0	Caron Butler	34	1223	2001-02
35.8	Mike McKay	28	1001	1981-82
35.3	Scott Burrell	30	1059	1991-92
35.0	Phil Gamble	16	560	1986-87
35.0	Karl Hobbs	28	979	1983-84



Taliek Brown



Emeka Okafor

SCORING

Year	Name	Ht.	Cl.	Pts.	Avg.
48-49	Pete Lind	6-6	Jr.	243	9.7
49-50	Vincent Yokabaskas	6-2	So.	417	16.7
50-51	Vincent Yokabaskas	6-2	Jr.	404	15.5
51-52	Vincent Yokabaskas	6-2	Sr.	454	16.8
52-53	Art Quimby	6-5	So.	350	16.7
53-54	Art Quimby	6-5	Jr.	423	16.3
54-55	Art Quimby	6-5	Sr.	581	23.2
55-56	Gordon Ruddy	6-1	Sr.	449	16.6
56-57	Bob Osborne	5-11	Sr.	389	15.6
57-58	Jack Rose	5-11	So.	350	13.0
58-59	Jack Rose	5-11	Jr.	383	16.0
59-60	John Pipczynski	6-5	Sr.	394	15.2
60-61	Lenny Carlson	6-0	Jr.	323	13.5
61-62	Lenny Carlson	6-0	Sr.	363	15.1
62-63	Toby Kimball	6-7	So.	362	15.1
63-64	Toby Kimball	6-8	Jr.	544	20.1
64-65	Wes Bialosuknia	6-2	So.	490	21.3
65-66	Wes Bialosuknia	6-2	Jr.	510	21.3
66-67	Wes Bialosuknia	6-2	Sr.	673	28.0
67-68	Bill Corley	6-7	Sr.	506	21.1
68-69	Bob Staak	6-4	So.	408	17.0
69-70	Bob Boyd	5-11	Jr.	515	23.4
70-71	Bob Staak	6-4	So.	502	20.9
71-72	Gary Custick	6-7	So.	458	18.3
72-73	Jimmy Foster	6-1	Jr.	251	15.7
73-74	Jimmy Foster	6-1	Sr.	439	16.3
74-75	Tony Hanson	6-5	So.	467	16.7
75-76	Tony Hanson	6-5	Jr.	554	19.1
76-77	Tony Hanson	6-5	Sr.	702	26.0
77-78	Joe Whelton	6-0	Sr.	383	15.3
78-79	Corny Thompson	6-8	Fr.	538	18.6
79-80	Mike McKay	6-5	So.	484	16.7
80-81	Corny Thompson	6-8	Jr.	435	15.0
81-82	Mike McKay	6-5	Sr.	401	14.3
82-83	Earl Kelley	6-1	Fr.	451	16.7
83-84	Earl Kelley	6-1	So.	259	14.4
84-85	Earl Kelley	6-1	Jr.	471	16.8
85-86	Earl Kelley	6-1	Sr.	411	19.6
86-87	Cliff Robinson	6-11	So.	289	18.1
87-88	Cliff Robinson	6-11	Jr.	600	17.6
88-89	Cliff Robinson	6-11	Sr.	619	20.0
89-90	Chris Smith	6-2	So.	635	17.2
90-91	Chris Smtih	6-2	Jr.	585	21.2
91-92	Chris Smith	6-2	Sr.	637	21.2
92-93	Donyell Marshall	6-9	So.	459	17.0
93-94	Donyell Marshall	6-9	Jr.	853	25.1
94-95	Ray Allen	6-5	So.	675	21.1
95-96	Ray Allen	6-5	Jr.	818	23.4
96-97	Richard Hamilton	6-6	Fr.	509	15.9
97-98	Richard Hamilton	6-6	So.	795	21.5
98-99	Richard Hamilton	6-6	Jr.	732	21.5
99-00	Khalid El-Amin	5-10	Jr.	560	16.0
00-01	Caron Butler	6-7	Fr.	445	15.3
01-02	Caron Butler	6-7	So.	691	20.3
02-03	Ben Gordon	6-2	So.	645	19.5
03-04	Ben Gordon	6-3	Jr.	723	18.5
04-05	Charlie Villanueva	6-11	So.	421	13.6
05-06	Rudy Gay	6-9	So.	503	15.2
06-07	Jerome Dyson	6-3	Fr.	429	13.8
07-08	Jeff Adrien	6-7	Jr.	489	14.8
08-09	A.J. Price	6-2	Sr.	515	14.7

REBOUNDING

Year	Name	Ht.	Cl.	Reb.	Avg.
50-51	William Ebel	6-4	Jr.	216	9.0
51-52	Burr Carlson	6-6	Sr.	391	14.5
52-53	Art Quimby	6-5	So.	430	20.5
53-54	Art Quimby	6-5	Jr.	588	22.6
54-55	Art Quimby	6-5	Sr.	611	24.4
55-56	----------	-----	---	---------	-----
56-57	Al Cooper	6-8	So.	294	11.8
57-58	Al Cooper	6-8	Jr.	297	11.0
58-59	Ed Martin	6-5	Jr.	277	12.1
59-60	Walt Griffin	6-6	Jr.	288	11.5
60-61	Bob Haines	6-7	So.	209	8.7
61-62	Eddie Slomcenski	6-10	So.	219	9.5
62-63	Toby Kimball	6-8	So.	375	15.6
63-64	Toby Kimball	6-8	Jr.	466	17.3
64-65	Toby Kimball	6-8	Sr.	483	21.0
65-66	Bill Corley	6-7	So.	336	14.0
66-67	Bill Corley	6-7	Jr.	285	11.9
67-68	Bill Corley	6-7	Jr.	365	15.2
68-69	Ron Hrubala	6-5	So.	246	10.3
69-70	Ron Hrubala	6-5	Jr.	269	11.7
70-71	Ron Hrubala	6-5	Sr.	261	10.9
71-72	Cal Chapman	6-5	So.	219	8.8
72-73	Cal Chapman	6-5	Jr.	247	9.9
73-74	John Thomas	6-8	So.	271	10.4
74-75	John Thomas	6-8	Jr.	301	10.8
75-76	John Thomas	6-8	Sr.	402	13.9
76-77	Tony Hanson	6-5	Sr.	283	10.5
77-78	Jim Abromaitis	6-8	Jr.	228	8.8
78-79	Corny Thompson	6-8	Fr.	289	10.0
79-80	Corny Thompson	6-8	So.	270	9.3
80-81	Corny Thompson	6-8	Jr.	235	8.1
81-82	Corny Thompson	6-8	Sr.	223	8.3

INDIVIDUAL SINGLE SEASON RECORDS

● 2004, 1999 NCAA National Champions ● 2009, 2004, 1999 NCAA Final Four ●

82-83	Bruce Kuczenski	6-10	Sr.	189	6.8
83-84	Tim Coles	6-7	So.	220	7.9
84-85	Tim Coles	6-7	Jr.	183	7.0
85-86	Tim Coles	6-7	Sr.	260	9.3
86-87	Gerry Besselink	6-9	Sr.	300	10.7
87-88	Cliff Robinson	6-11	Jr.	233	6.9
88-89	Cliff Robinson	6-11	Sr.	228	7.4
89-90	Nadav Henefeld	6-7	Fr.	208	5.6
90-91	Rod Sellers	6-9	Jr.	247	8.0
91-92	Rod Sellers	6-9	Sr.	253	8.7
92-93	Donyell Marshall	6-9	So.	210	7.8
93-94	Donyell Marshall	6-9	Jr.	302	8.9
94-95	Travis Knight	7-0	Jr.	272	8.2
95-96	Travis Knight	7-0	Sr.	317	9.3
96-97	Kevin Freeman	6-7	Fr.	210	6.4
97-98	Jake Voskuhl	6-11	So.	262	7.1
98-99	Kevin Freeman	6-7	Jr.	263	7.3
99-00	Jake Voskuhl	6-11	Sr.	219	6.4
00-01	Caron Butler	6-7	Fr.	221	7.6
01-02	Emeka Okafor	6-9	Fr.	306	9.0
02-03	Emeka Okafor	6-9	So.	370	11.2
03-04	Emeka Okafor	6-10	Jr.	415	11.5
04-05	Josh Boone	6-10	So.	259	8.4
05-06	Josh Boone	6-10	Jr.	238	7.0
06-07	Jeff Adrien	6-7	So.	301	9.7
07-08	Jeff Adrien	6-7	Jr.	302	9.2
08-09	Hasheem Thabeet	7-3	Jr.	388	10.8

FIELD GOAL PERCENTAGE

Year	Name	Ht.	Cl.	FG/A	Pct.
48-49	Charlie Muzikevik	6-0	Jr.	83/219	.378
49-50	Vincent Yokabaskas	6-2	So.	159/416	.382
50-51	Wallace Widholm	6-2	Jr.	74/213	.347
51-52	Vincent Yokabaskas	6-2	Sr.	156/242	.384
52-53	Art Quimby	6-5	Sr.	125/307	407
53-54	----------	-----	---	---------	-----
54-55	Art Quimby	6-5	Sr.	227/546	.416
55-56	----------	-----	---	---------	-----
56-57	Al Cooper	6-8	So.	129/272	.474
57-58	Al Cooper	6-8	Jr.	134/296	.454
58-59	Al Cooper	6-8	Sr.	58/128	.452
60-61	Pete Kelly	6-3	Sr.	82/171	.480
61-62	Ed Slomcenski	6-10	So.	82/168	.488
62-63	Ed Slomcenski	6-10	Jr.	135/272	.496
63-64	Ed Slomcenski	6-10	Sr.	78/148	.527
64-65	Toby Kimball	6-5	Sr.	177/311	.570
65-66	Bill Corley	6-7	So.	141/268	.525
66-67	Bill Corley	6-7	Jr.	122/247	.494
67-68	Bill Corley	6-7	Sr.	183/389	.469
68-69	Tony Budzinsky	6-7	Jr.	89/195	.462
69-70	Bob Staak	5-11	Jr.	168/367	.457
70-71	Bob Staak	5-11	Sr.	214/436	.491
71-72	Gary Custick	6-7	So.	182/339	.537
72-73	Earl Wilson	6-5	So.	142/294	.489
73-74	Gary Custick	6-7	Sr.	105/202	.520
74-75	Lee Otis Wilson	6-3	Jr.	164/332	.494
75-76	Jeff Carr	6-8	Fr.	95/170	.559
76-77	Tony Hanson	6-5	Sr.	253/484	.523
77-78	Jeff Carr	6-8	Jr.	110/193	.570
78-79	Jeff Carr	6-8	Sr.	113/195	.579
79-80	Jim Abromaitis	6-8	Sr.	112/185	.605
80-81	Chuck Aleksinas	6-11	Jr.	154/244	.631
81-82	Norman Bailey	6-5	So.	111/202	.550
82-83	Karl Hobbs	5-8	Jr.	124/233	.532
83-84	Ray Broxton	6-7	Jr.	110/210	.524
84-85	Ray Broxton	6-7	Sr.	171/310	.552
85-86	Tim Coles	6-7	Sr.	139/266	.523
86-87	Jeff King	6-10	Jr.	124/249	.498
87-88	Tate George	6-5	So.	115/230	.500
88-89	Cliff Robinson	6-11	Sr.	235/500	.470
89-90	Rod Sellers	6-9	So.	114/212	.538
90-91	Rod Sellers	6-9	Jr.	134/242	.554
91-92	Rod Sellers	6-9	Sr.	116/196	.592
92-93	Donyell Marshall	6-9	So.	166/332	.500
93-94	Donny Marshall	6-6	Jr.	152/294	.517
94-95	Eric Hayward	6-7	Jr.	32/49	.653
95-96	Kirk King	6-8	Jr.	142/247	.575
96-97	Antric Klaiber	6-10	So.	34/63	.540
97-98	Antric Klaiber	6-10	Jr.	38/66	.576
98-99	Kevin Freeman	6-7	Jr.	163/277	.588
99-00	Jake Voskuhl	6-11	Sr.	109/191	.571
00-01	Johnnie Selvie	6-7	Jr.	133/243	.547
01-02	Emeka Okafor	6-9	Fr.	105/178	.590
02-03	Emeka Okafor	6-9	So.	221/381	.580
03-04	Emeka Okafor	6-10	Jr.	261/436	.599
04-05	Josh Boone	6-10	So.	148/243	.609
05-06	Jeff Adrien	6-6	Fr.	83/136	.610
06-07	Curtis Kelly	6-9	Fr.	30/54	.556
07-08	Hasheem Thabeet	7-3	So.	114/189	.603
08-09	Hasheem Thabeet	7-3	Jr.	178/278	.640

3-POINT PERCENTAGE

Year	Name	Ht.	Cl.	3FG/A.	Pct.
86-87	Tate George	6-5	Fr.	10/29	.345
87-88	Phil Gamble	6-4	Jr.	76/182	.418
88-89	Phil Gamble	6-4	Sr.	56/138	.406
89-90	Chris Smith	6-2	So.	75/191	.393
90-91	Chris Smith	6-2	Jr.	46/117	.393
91-92	Chris Smith	6-2	Sr.	81/193	.420
92-93	Brian Fair	6-3	So.	64/166	.386
93-94	Brian Fair	6-3	Jr.	40/98	.408
94-95	Brian Fair	6-3	Sr.	58/128	.453
95-96	Ray Allen	6-5	Jr.	115/247	.466
96-97	Richard Hamilton	6-6	Fr.	70/186	.376
97-98	Richard Hamiilton	6-6	So.	99/245	.404
98-99	Albert Mouring	6-3	So.	32/85	.376
99-00	Albert Mouring	6-3	Jr.	86/180	.478
00-01	Albert Mouring	6-3	Sr.	58/155	.374
01-02	Tony Robertson	6-2	Jr.	48/110	.436
02-03	Ben Gordon	6-2	So.	80/191	.419
03-04	Ben Gordon	6-3	Jr.	104/240	.433
04-05	Rudy Gay	6-9	Fr.	28/60	.467
05-06	Rashad Anderson	6-5	Sr.	88/216	.407
06-07	Stanley Robinson	6-9	Fr.	16/42	.381
07-08	Stanley Robinson	6-9	So.	28/67	.418
08-09	A.J. Price	6-2	Sr.	82/204	.402

FREE THROW PERCENTAGE

Year	Name	Ht.	Cl.	FT/A	Pct.
47-48	Wallace Luchuk	6-1	Sr.	55/82	.671
48-49	Peter Lind	6-6	Jr.	55/79	.696
49-50	Edward Gates	5-8	Jr.	45/58	.775
50-51	Bill Clark	6-0	Sr.	21/30	.700
51-52	Seymour Menchel	5-8	So.	24/32	.750
52-53	Worthy Patterson	6-3	Jr.	80/119	.672
53-54	----------	-----	---	---------	-----
54-55	----------	-----	---	---------	-----
55-56	----------	-----	---	---------	-----
56-57	Bob Osborne	5-11	Sr.	101/141	.726
57-58	Jack Rose	5-11	So.	86/108	.796
58-59	John Pipczynski	6-5	Jr.	63/87	.725
59-60	John Pipczynski	6-5	Sr.	102/122	.836
60-61	Dale Comey	5-9	So.	49/62	.790
61-62	Lenny Carlson	6-0	Sr.	113/144	.785
62-63	Dom Perno	6-1	Jr.	49/66	.742
63-64	Ed Slomcenski	6-11	Sr.	60/82	.732
64-65	Wes Bialosuknia	6-2	So.	94/118	.797
65-66	Wes Bialosuknia	6-2	Jr.	90/106	.849
66-67	Tom Penders	6-0	Sr.	56/64	.875
67-68	Fred Malan	5-10	Sr.	38/44	.864
69-70	Bobby Boyd	5-11	Jr.	145/193	.751
70-71	Bob Staak	6-4	Sr.	74/90	.822
71-72	Gary Custick	6-7	So.	94/118	.797
72-73	Al Weston	5-10	Fr.	56/63	.889
73-74	Al Weston	5-10	So.	33/50	.660
74-75	Joe Whelton	5-10	Fr.	62/69	.899
75-76	Al Weston	5-10	Sr.	59/74	.797
76-77	Joe Whelton	5-11	Jr.	63/80	.788
77-78	Dennis Wolff	6-3	Sr.	42/50	.840
78-79	Randy LaVigne	6-3	Sr.	63/74	.851
79-80	Corny Thompson	6-8	So.	123/155	.794
80-81	Bobby Dulin	5-11	Sr.	43/47	.915
81-82	Karl Hobbs	5-8	So.	41/53	.774
82-83	Karl Hobbs	5-8	Jr.	82/99	.828
83-84	Earl Kelley	6-1	So.	77/94	.819
84-85	Ray Broxton	6-7	Sr.	48/55	.873
85-86	Earl Kelley	6-1	Sr.	141/162	.870
86-87	Tate George	6-5	Fr.	69/89	.775
87-88	Tate George	6-5	So.	98/118	.831
88-89	Tate George	6-5	Jr.	69/91	.758
89-90	Chris Smith	6-2	So.	146/180	.811
90-91	John Gwynn	6-1	Sr.	89/121	.736
91-92	Chris Smith	6-3	Sr.	152/190	.800
92-93	Donyell Marshall	6-9	So.	107/129	.829
93-94	Ray Allen	6-5	Fr.	80/101	.792
94-95	Donny Marshall	6-7	Sr.	136/164	.829
95-96	Doron Sheffer	6-5	Sr.	101/119	.849
96-97	Richard Hamilton	6-6	Fr.	91/116	.784
97-98	Richard Hamilton	6-6	So.	156/185	.843
98-99	Richard Hamilton	6-6	Jr.	170/204	.833
99-00	Khalid El-Amin	5-10	Jr.	107/120	.892
00-01	Albert Mouring	6-3	Sr.	104/117	.889
01-02	Caron Butler	6-7	So.	155/199	.779
	Tony Robertson	6-2	Jr.	60/77	.779
02-03	Tony Robertson	6-2	Sr.	76/93	.817
03-04	Ben Gordon	6-3	Jr.	141/170	.829
04-05	Denham Brown	6-6	Jr.	68/84	.810
05-06	Denham Brown	6-6	Sr.	79/91	.862
06-07	Craig Austrie	6-3	So.	31/41	.756
07-08	Doug Wiggins	6-1	So.	39/41	.951
08-09	Craig Austrie	6-3	Sr.	72/89	.809

ASSISTS

Year	Name	HT	CL.	Ast.	Avg.
69-70	Bobby Boyd	5-11	Jr.	121	5.5
70-71	Bobby Boyd	5-11	Sr.	107	4.5
71-72	Doug Melody	6-0	Sr.	112	4.5
72-73	Al Weston	5-10	Fr.	67	3.7
73-74	Jimmy Foster	6-1	Sr.	114	4.2
74-75	Joe Whelton	5-10	Fr.	86	3.1
75-76	Joe Whelton	5-10	So.	138	4.8
76-77	Randy LaVigne	6-3	So.	93	3.6
77-78	Joe Whelton	6-0	Sr.	107	4.3
78-79	Randy LaVigne	6-3	Sr.	112	3.9
79-80	Bobby Dulin	5-11	Jr.	124	4.3
80-81	Karl Hobbs	5-8	Fr.	136	4.7
81-82	Karl Hobbs	5-8	So.	106	3.8
82-83	Karl Hobbs	5-8	Jr.	114	4.1
83-84	Karl Hobbs	5-8	Sr.	178	6.4
84-85	Earl Kelley	6-1	Jr.	134	4.8
85-86	Earl Kelley	6-1	Sr.	135	6.4
86-87	Tate George	6-5	Fr.	156	6.0
87-88	Tate George	6-5	So.	190	5.6
88-89	Tate George	6-5	Jr.	152	4.9
89-90	Tate George	6-5	Sr.	179	4.8
90-91	Chris Smith	6-2	Jr.	105	3.4
91-92	Chris Smith	6-2	Sr.	112	3.7
92-93	Kevin Ollie	6-3	So.	158	5.6
93-94	Kevin Ollie	6-3	Jr.	209	6.2
94-95	Kevin Ollie	6-3	Sr.	212	6.4
95-96	Doron Sheffer	6-5	Sr.	212	6.1
96-97	Ricky Moore	6-2	So.	152	5.4
97-98	Khalid El-Amin	5-10	Fr.	156	4.2
98-99	Khalid El-Amin	5-10	So.	140	3.9
99-00	Khalid El-Amin	5-10	Jr.	183	5.2
00-01	Taliek Brown	6-1	Fr.	157	4.9
01-02	Taliek Brown	6-1	So.	172	5.1
02-03	Ben Gordon	6-2	So.	156	4.7
	Taliek Brown	6-1	Jr.	140	4.8
03-04	Taliek Brown	6-1	Sr.	253	6.5
04-05	Marcus Williams	6-3	So.	243	7.8
05-06	Marcus Williams	6-3	Jr.	198	8.6
06-07	A.J. Price	6-2	So.	113	3.6
07-08	A.J. Price	6-2	Jr.	192	5.8
08-09	A.J. Price	6-2	Sr.	164	4.7

BLOCKED SHOTS

Year	Name	Ht.	Cl.	Blk.	Avg.
80-81	Chuck Aleksinas	6-11	Jr.	22	0.7
81-82	Corny Thompson	6-8	Sr.	15	0.6
82-83	Bruce Kuczenski	6-10	Sr.	24	0.9
83-84	Tim Coles	6-7	So.	12	0.4
84-85	Ray Broxton	6-7	Sr.	13	0.5
85-86	Jeff King	6-10	So.	15	0.6
86-87	Jeff King	6-10	Jr.	48	1.7
87-88	Cliff Robinson	6-11	Jr.	49	1.4
88-89	Cliff Robinson	6-11	Sr.	44	1.4
89-90	Rod Sellers	6-9	So.	31	0.8
90-91	Scott Burrell	6-7	So.	40	1.3
91-92	Donyell Marshall	6-9	Fr.	78	2.6
92-93	Donyell Marshall	6-9	So.	56	2.1
93-94	Donyell Marshall	6-9	Jr.	111	3.3
94-95	Travis Knight	7-0	Jr.	56	1.7
95-96	Travis Knight	7-0	Sr.	68	2.0
96-97	Jake Voskuhl	6-11	Fr.	46	1.4
97-98	Jake Voskuhl	6-11	So.	49	1.3
98-99	Jake Voskuhl	6-11	Jr.	51	1.5
99-00	Jake Voskuhl	6-11	Sr.	47	1.4
00-01	Johnnie Selvie	6-7	Jr.	32	1.0
01-02	Emeka Okafor	6-9	Fr.	138	4.1
02-03	Emeka Okafor	6-9	So.	155	4.7
03-04	Emeka Okafor	6-10	Jr.	147	4.1
04-05	Josh Boone	6-10	So.	90	2.9
05-06	Hilton Armstrong	6-11	Sr.	107	3.2
06-07	Hasheem Thabeet	7-3	Fr.	118	3.8
07-08	Hasheem Thabeet	7-3	So.	147	4.5
08-09	Hasheem Thabeet	7-3	Jr.	152	4.2

STEALS

Year	Name	Ht.	Cl.	Stl.	Avg.
78-79	Randy LaVigne	6-3	Jr.	56	1.9
79-80	Bobby Dulin	5-11	Jr.	83	2.9
80-81	Bobby Dulin	5-11	Sr.	52	1.8
81-82	Norman Bailey	6-5	So.	61	2.2
82-83	Karl Hobbs	5-8	Jr.	47	1.7
83-84	Karl Hobbs	5-8	Sr.	37	1.3
84-85	Earl Kelley	6-1	Jr.	31	1.1
85-86	Earl Kelley	6-1	Sr.	31	1.5
86-87	Tate George	6-5	Fr.	35	1.4
87-88	Tate George	6-5	So.	44	1.3
88-89	Cliff Robinson	6-11	Sr.	55	1.8
89-90	Nadav Henefeld	6-7	Fr.	138	3.7
90-91	Scott Burrell	6-7	So.	112	3.6
91-92	Scott Burrell	6-7	Jr.	75	2.5
92-93	Scott Burrell	6-7	Sr.	63	2.4
93-94	Doron Sheffer	6-5	Fr.	79	2.3
94-95	Ray Allen	6-5	So.	61	1.9
95-96	Doron Sheffer	6-5	Sr.	65	1.9
96-97	Ricky Moore	6-2	So.	48	1.7
97-98	Khalid El-Amin	5-10	Fr.	68	1.8
98-99	Khalid El-Amin	5-10	So.	59	1.6
99-00	Khalid El-Amin	5-10	Jr.	59	1.7
00-01	Caron Butler	6-7	Fr.	63	2.2
01-02	Caron Butler	6-7	So.	71	2.1
02-03	Ben Gordon	6-2	So.	38	1.2
03-04	Ben Gordon	6-3	Jr.	53	1.4
04-05	Marcus Williams	6-3	So.	35	1.1
05-06	Rudy Gay	6-9	So.	58	1.8
06-07	Jerome Dyson	6-3	Fr.	58	1.9
07-08	A.J. Price	6-2	Jr.	43	1.3
08-09	Jerome Dyson	6-4	Jr.	44	1.8

TEAM SINGLE GAME RECORDS

●Ten BIG EAST Regular Season Championships ● Six BIG EAST Tournament Championships ●

Most Points

130	Tennessee Tech	12/30/93
129	Morehead State	12/23/05
124	Maine	1/30/57
124	Meriden HS	1905-06
123	Quinnipiac	12/30/04
119	New Hampshire	1/12/66
119	Hartford Public HS	1905-06

Most Points Allowed

127	Syracuse	3/12/09
122	Holy Cross	12/20/69
116	Maine	2/8/69
112	Niagara	1/16/60
110	Maine	2/17/73
110	Boston College	12/9/60
110	St. Louis	3/12/55
108	Syracuse	2/1/94
108	Providence	1/19/91
108	Providence	3/8/75

Most Points Combined

244	Syracuse	3/12/09
226	Holy Cross	12/20/69
215	Maine	2/17/73
213	St. Louis	3/12/55
210	Providence	1/19/91
208	Tennessee Tech	12/30/93
203	Syracuse	2/1/94

Largest Margin of Victory

70 pts	vs. CCSU (116-46)	1/23/96
68 pts	vs. Morehead State (129-61)	12/23/05
68 pts	vs. CCSU (115-47)	1/10/91

Largest Margin of Defeat

74 pts	vs. Wesleyan (12-86)	1905-06

Most Rebounds

81	New Hampshire	2/27/65

Most Assists

34	Sacred Heart	12/3/02
30	CCSU	12/22/04
30	Sacred Heart	11/22/03
30	Fairfield	12/22/00
30	Winthrop	1/2/94
30	US International	1/28/85

Most Opponent Assists

30	Georgetown	3/6/85
29	Pittsburgh	2/24/86
27	Villanova	2/18/83
27	Syracuse	1/18/84

Most Turnovers

32	Fairfield	12/6/83
27	Syracuse	3/12/09
27	Pittsburgh	12/4/96
26	Washington	3/24/06
26	Georgetown	2/28/81

Most Opponent Turnovers

35	Lafayette	11/25/94
33	St. John's	1/22/91
31	Four Times	

Most Three-Point FG's

15	Hartford	12/28/97
14	Iona	12/20/03
13	Virginia Tech	1/28/04
13	Providence	2/8/03
13	Miami	1/31/95

Most Three-Point Attempts

35	Syracuse	3/12/09
32	Syracuse	3/9/06
30	Southern Connecticut	12/23/89
30	Syracuse	2/1/94

Most Opponent Three-Point FG's

15	Cincinnati	3/18/95
14	Providence	1/17/08
14	Seton Hall	3/2/02
14	Villanova	2/14/95

Most Opponent Three-Point Attempts

38	UT-Chattanooga	3/16/95
36	St. Bonaventure	12/28/01
35	Northeastern	12/6/04
34	Gardner-Webb	11/20/07
34	Providence	1/22/92

Most Blocked Shots

19	Notre Dame	2/21/06
19	Fla. Int'l.	11/30/04
17	Providence	1/31/09
17	Texas Southern	12/2/05
17	Quinnipiac	12/30/04
17	St. John's	2/5/05

Most Opponent Blocked Shots

13	Syracuse	3/14/03
12	South Florida	2/16/08
12	Florida State	11/26/97
12	Georgetown	2/23/91
11	Providence	3/5/03
11	CCSU	1/23/96

Most Steals

24	Hartford	12/7/89
22	Lafayette	11/25/94
21	Wagner	1/27/98

Most Opponent Steals

19	Washington	3/24/06
17	Syracuse	1/23/95

Most FT's Made

39	Fairfield	12/23/98
38	Four Times	

Most Opponent FT's Made

40	Syracuse	3/12/09
39	Colby	12/1/56
37	Villanova	1/11/92
36	Syracuse	2/13/82
36	St. John's	2/17/83

Most FG's Made

50	Maine	1/30/57
49	Tennessee Tech	12/30/93
49	CCSU	1/10/91
47	UNC Asheville	12/21/02

Most Opponent FG's Made

44	Maine	2/8/69
44	Syracuse	12/23/72
39	Syracuse	3/12/09
39	Georgetown	3/6/85

Most Points in a Half

68	Hartford	12/29/96
68	AIC	12/23/57
67	Morehead State	12/23/05
67	Quinnipiac	12/30/04
66	UNC Asheville	12/21/02

Most Opponent Points in a Half

69	Holy Cross	12/20/69
64	Niagara	1/16/60
63	Providence	1/19/91
60	Syracuse	2/1/94

Fewest Points in a Half (since 1980)

9	UMass	12/10/02
13	St. Peter's	2/3/87
16	Pittsburgh	2/24/86

Fewest Opponent Points in a Half (since 1980)

11	Providence	2/5/02
13	Yale	11/29/96
13	Manhattan	1/28/82

Highest FG % (since 1980)

67.5 (27-40)	Louisiana Tech	3/21/88
67.2 (43-64)	Towson St.	11/27/93
66.1 (39-59)	UMass	1/27/81
65.9 (29-44)	Minnesota	11/28/84
64.2 (43-67)	New Hampshire	11/26/01

Highest FG% vs. BIG EAST Opponent

64.1	Boston College	1/27/87

Highest Opponent FG% (since 1980)

68.6 (35-51)	St. John's	1/2/90
68.1 (32-47)	Villanova	2/23/81
67.5 (27-40)	Providence	1/21/84
66.7 (24-36)	Yale	1/26/82
66.1 (37-56)	Syracuse	1/18/84

Lowest FG% (since 1980)

23.8 (19-80)	Notre Dame	2/8/97
26.0 (21-75)	Seton Hall	3/10/89
26.2 (22-84)	Kansas	1/28/95
28.4 (19-67)	Georgetown	2/28/90
28.6 (20-70)	Syracuse	3/1/86
28.8 (17-59)	Syracuse	1/26/97

Lowest Opponent FG% (since 1980)

15.4 (10-65)	New Hampshire	12/12/90
20.3 (13-64)	Harvard	12/28/88
21.3 (13-61)	Coppin State	12/27/06
22.6 (12-53)	Virginia	11/29/93
23.1 (12-52)	Northeastern	11/25/96
23.2 (16-69)	CCSU	1/23/97

Lowest BIG EAST Opponent FG%

25.3 (22-87)	Georgetown	1/11/97

Highest Three-Point% (min. 15 att.)

68.4 (13-19)	Providence	2/8/03
60.0 (12-20)	St. Bonaventure	1/2/03
60.0 (9-15)	Miami	2/18/04
58.8 (10-17)	Seton Hall	2/11/06
57.7 (15-26)	Hartford	12/28/97
56.5 (13-23)	Virginia Tech	1/28/04
55.3 (8-15)	Notre Dame	3/8/02

Highest Opponent Three-Point% (min. 15 att.)

64.7 (11-17)	Texas A&M	11/24/89
62.5 (10-16)	Pittsburgh	3/4/89
60.0 (9-15)	St. John's	1/7/92

Lowest Three-Point% (min. 15 att.)

6.7 (1-15)	Boston College	2/1/03
11.1 (2-18)	Georgetown	3/7/93
11.8 (2-17)	Notre Dame	1/5/08
11.8 (2-17)	Florida	3/25/94

Lowest Opponent Three-Point% (min. 15 att.)

6.3 (1-16)	Notre Dame	1/3/98
9.1 (2-22)	Cincinnati	3/9/08
10.5 (2-19)	Georgetown	1/11/97
11.1 (2-18)	Villanova	1/24/01
11.1 (2-18)	Pittsburgh	1/16/99

Highest Free Throw% (min. 15 att.)

96.2 (25-26)	Rutgers	2/19/03
95.5 (21-22)	NC State	3/17/02
95.0 (19-20)	Seton Hall	3/9/00
94.1 (16-17)	Syracuse	2/28/99

Lowest Free Throw% (min. 15 att.)

26.7 (4-15)	Indiana	11/15/96



UConn and Michigan St. played in front of 72,456 fans in the NCAA National Semifinal in 2009, the biggest crowd the Huskies have ever played in front of.

Largest Single Game Attendance Figures in UConn History (all crowds 30,000 or more listed)

1.	72,456	vs. Michigan St. (NCAA National Semifinal)	Ford Field, Detroit, Mich.	4/4/09
2.	44,417	vs. Georgia Tech (NCAA Championship Game)	Alamodome, San Antonio, TX	4/5/04
2.	44,417	vs. Duke (NCAA National Semifinal)	Alamodome, San Antonio, TX	4/3/04
4.	41,340	vs. Duke (NCAA Championship Game)	Tropicana Field, Tampa, FL	3/29/99
4.	41,340	vs. Ohio State (NCAA National Semifinal)	Tropicana Field, Tampa, FL	3/27/99
6.	33,009	vs. Texas (NCAA South Region Semifinal)	Alamodome, San Antonio, TX	3/28/03
7.	32,944	at Syracuse	Carrier Dome, Syracuse, NY	3/7/04
8.	32,820	at Syracuse	Carrier Dome, Syracuse, NY	2/10/90
9.	32,376	at Syracuse	Carrier Dome, Syracuse, NY	2/17/07
10.	32,293	vs. Eastern Michigan (NCAA Mideast Region Second Round)	RCA Dome, Indianapolis, IN	3/16/96
11.	32,250	vs. Indiana	RCA Dome, Indianapolis, IN	11/15/96
12.	31,373	vs. Colgate (NCAA Mideast Region First Round)	RCA Dome, Indianapolis, IN	3/14/96
13.	31,211	at Syracuse	Carrier Dome, Syracuse, NY	2/12/95
14.	30,461	vs. Duke (NCAA Midwest Region Semifinal)	Silverdome, Pontiac, MI	3/22/91
15.	30,367	at Syracuse	Carrier Dome, Syracuse, NY	2/28/99
16.	30,136	at Syracuse	Carrier Dome, Syracuse, NY	1/19/85

INDIVIDUAL SINGLE GAME RECORDS

● 2004, 1999 NCAA National Champions ● 2009, 2004, 1999 NCAA Final Four ●

Most Points

51	Bill Corley vs. New Hampshire	1/10/68
50	Wes Bialosuknia vs. Maine	2/4/67
49	Art Quimby at Boston College	12/13/54
46	Art Quimby at Maine	2/12/55
43	Toby Kimball vs. Colgate	2/22/64
43	Art Quimby at New Hampshire	2/11/55
43	Al Weston at Boston University	2/7/73
42	Cliff Robinson vs. Hartford	12/29/87
42	Tony Hanson at Vermont	2/19/77
42	Wes Bialosuknia vs. N. Hampshire	2/21/67
42	Donyell Marshall at St. John's	1/15/94
42	Donyell Marshall vs. St. John's	3/11/94
40	Ed Slomcenski vs. Maine	1/12/63
40	Wes Bialosuknia vs. Rhode Island	1/14/67
40	Wes Bialosuknia vs. Rutgers	2/23/67

Most Points in a Half

28	Richard Hamilton vs. Fairfield	12/30/97
26	Caron Butler vs. Maryland	3/24/02
24	Khalid El-Amin vs. Iowa	11/11/99
24	Khalid El-Amin vs. Seton Hall	3/9/00
23	Richard Hamilton vs. Notre Dame	1/12/99
23	Ben Gordon vs. Quinnipiac	12/13/03

Most Field Goals

21 (of 35)	Wes Bialosuknia vs. Maine	2/4/67

Most Rebounds

40	Art Quimby vs. Boston University	1/11/55
34	Toby Kimball vs. New Hampshire	2/27/65

Most Steals

9	Jerome Dyson vs. St, John's	1/8/08
9	Scott Burrell vs. Maine	12/9/90
8	Richard Hamilton vs. Boston University	11/17/97
8	Bobby Dulin vs. New Hampshire	12/4/79
8	Bobby Dulin vs. Providence	1/23/80

Most Assists

16	Marcus Williams vs. Notre Dame	1/30/05
16	Marcus Williams vs. CCSU	12/22/04
14*	Craig Austrie vs. Quinnipiac	12/30/05
14	Kevin Ollie vs. Boston College	2/21/95
14	Kevin Ollie vs. Tennessee Tech	12/30/93
14	Earl Kelley vs. Boston University	12/7/85
13	Marcus Williams vs. Notre Dame	2/21/06
13	Marcus Williams vs. Providence	2/15/05
13	Taliek Brown vs. Maimi	2/18/04
13*	Marcus Williams vs. Sacred Heart	11/22/03
13	Earl Kelley vs. Central Connecticut	1/29/86

*-- as a freshman

Most Blocked Shots

10#	Hasheem Thabeet vs. Providence	1/31/09
10#	Hasheem Thabeet vs. Notre Dame	1/5/08
10*	Hasheem Thabeet vs. Texas Southern	12/3/06
10	Emeka Okafor vs. Army	12/6/03
10	Donyell Marshall vs. Hartford	1/17/94
9	Hasheem Thabeet vs. Seton Hall	2/14/09
9	Hasheem Thabeet vs. Florida A&M	11/26/07
9*	Hasheem Thabeet vs. Fairfield	11/18/06
9	Hilton Armstrong vs. Louisville	3/4/06
9	Josh Boone vs. St. John's	2/5/05
9	Emeka Okafor vs. Oklahoma	1/11/04
9*	Emeka Okafor vs. Arizona	1/26/02
9*	Emeka Okafor vs. Rutgers	1/30/02
9*	Emeka Okafor vs. Boston College	2/16/02
9	Cliff Robinson vs. Georgetown	2/6/88

#-- UConn BIG EAST record
*-- as a freshman

Most 3-Point FGA

14	Rashad Anderson vs. Rice	12/19/04
14	Richard Hamilton vs. North Carolina	3/21/98
14	Ray Allen vs. Rutgers	2/28/96

Most 3-Point Goals Made

9 (of 14)	Ray Allen vs. Rutgers	2/28/96
8 (of 12)	Ray Allen vs. Miami	1/31/95
8 (of 13)	A.J. Price vs. Marquette	2/25/09
7 (of 7)	Rashad Anderson vs. Morehead State	12/23/05
7 (of 8)	Ben Gordon vs. UMass	12/30/03
7 (of 10)	Khalid El-Amin vs. Hartford	12/28/97
6 (of 7)	Denham Brown vs. Iona	12/20/03
6 (of 7)	Brian Fair vs. St. John's	2/4/94
6 (of 7)	Brian Fair vs. Maine	2/22/93
6 (of 7)	Scott Burrell vs. Providence	1/22/92
6 (of 7)	Phil Gamble vs. Alabama-Birmingham	3/22/89
6 (of 8)	Jerome Dyson vs. Villanova	2/28/07
6 (of 8)	Ben Gordon vs. Providence	2/8/03
6 (of 8)	Doron Sheffer vs. Georgetown	2/19/96
6 (of 9)	A.J. Price vs. Gonzaga	12/20/08
6 (of 9)	Rashad Anderson vs. Alabama	3/27/04
6 (of 9)	Rashad Anderson vs. Vermont	3/18/04
6 (of 9)	Rashad Anderson vs. Virginia Tech	1/28/04
6 (of 9)	Rashad Anderson vs. Notre Dame	2/24/03
6 (of 11)	Albert Mouring vs. St. John's	3/11/00
6 (of 12)	Ricky Moore vs. Notre Dame	2/2/97
6 (of 13)	Jerome Dyson vs. Syracuse	2/17/07
6 (of 13)	Rashad Anderson vs. Marquette	1/3/06

Best FG% (min. 10 FGM)

100.0 (10-10)	Kirk King vs. Providence	1/13/96
91.6 (11-12)	Rod Sellers vs. Maine	12/9/89
90.9 (10-11)	Charlie Villanueva vs. Rice	1/2/04
90.9 (10-11)	Travis Knight vs. St. John's	1/17/96
86.7 (13-15)	Mike McKay vs. Yale	12/1/79
85.7 (12-14)	Ben Gordon vs. Miami	1/20/03
85.7 (12-14)	Richard Hamilton vs. Nebraska	3/21/97
85.7 (18-21)	Tony Hanson vs. Vermont	2/19/77
84.6 (11-13)	Earl Kelley vs. Providence	1/26/83

Best FT% (min. 12 FTM)

100.0 (20-20)	Donyell Marshall vs. St. John's	1/15/94
100.0 (13-13)	Tony Robertson vs. Rutgers	2/19/03
100.0 (12-12)	Caron Butler vs. NC State	1/17/02
100.0 (12-12)	Earl Kelley vs. Seton Hall	1/21/86
100.0 (12-12)	Corny Thompson vs. Fordham	1/16/80
100.0 (12-12)	Bob Boyd vs. Florida Southern	2/8/71

Most Points by a Freshman (since 1986-87)

31	Richard Hamilton vs. Nebraska	3/21/97
31	Richard Hamilton vs. Pittsburgh	2/25/97
30	Khalid El-Amin vs. Notre Dame	2/17/98
29	Caron Butler vs. Boston College	1/3/01
29	Khalid El-Amin vs. Arizona State	11/28/97
29	Khalid El-Amin vs. West Virginia	12/3/97
29	Khalid El-Amin vs. Hartford	12/28/97
29	Khalid El-Amin vs. St. John's	2/28/98
28	Khalid El-Amin vs. Fairleigh Dickinson	3/12/98
28	Ray Allen vs. Hartford	1/17/94

Most Points by a Non-Starter (since 1986-87)

33	Rashad Anderson vs. Morehead State	12/23/05
28	Ray Allen vs. Hartford	1/17/94
26	Rashad Anderson vs. Virginia Tech	1/28/04
25	Charlie Villanueva vs. Rice	1/2/04
25	Ray Allen vs. Central Connecticut	12/11/93
25	Brian Fair vs. Syracuse	2/1/94
25	Brian Fair vs. Winthrop	1/2/94

30-POINT GAMES

Name	Date	Opponent	Points
1959-60			
Jack Rose	3/5/60	Rhode Island	33
1963-64			
Toby Kimball	1/4/64	Manhattan	32
	2/22/64	Colgate	43
	3/4/64	Rhode Island	32
1964-65			
Wes Bialosuknia	12/12/64	Boston College	32
	12/15/64	UMass	32
	1/16/65	Rhode Island	31
	2/3/65	Rutgers	34
	2/16/65	Boston University	37
	3/6/65	Rhode Island	34
Toby Kimball	12/1/64	AIC	30
	2/6/65	Maine	31
1965-66			
Wes Bialosuknia	12/4/65	Yale	35
	12/13/65	Maine	32
1966-67			
Wes Bialosuknia	12/7/66	New Hampshire	32
	12/30/66	Virginia	31
	1/14/67	Rhode Island	40
	2/4/67	Maine	50
	2/11/67	Boston University	30
	2/13/67	Maine	38
	2/21/67	New Hampshire	42
	2/23/67	Rutgers	40
	2/25/67	Rhode Island	38
1967-68			
Bill Corley	1/10/68	New Hampshire	51
1968-69			
Bob Staak	2/19/69	New Hampshire	31
1969-70			
Bob Boyd	12/20/69	Holy Cross	36
	1/10/70	Rhode Island	36
	1/24/70	Dartmouth	32
	2/21/70	Colgate	31
Bob Staak	12/10/69	New Hampshire	31
	2/24/70	Rutgers	31
1970-71			
Al Vaughn	1/30/71	Maine	34
Bob Staak	2/6/71	Maine	32
	12/15/70	UMass	32
Bob Boyd	12/19/70	Yale	30
	2/17/71	Vermont	31
1971-72			
Gary Custick	2/8/72	New Hampshire	30
	3/4/72	Manhattan	30
Al Vaughn	2/22/72	Rutgers	31
1972-73			
Chapman	2/3/73	Maine	32
Weston	2/7/73	Boston University	43
1973-74			
Jimmy Foster	1/22/74	Boston University	31
Al Weston	12/15/73	Manhattan	30
1974-75			
Tony Hanson	1/28/75	Fairfield	36
1975-76			
Tony Hanson	2/14/76	Vermont	35
1976-77			
Tony Hanson	12/7/76	Columbia	33
	12/11/76	George Washington	35
	1/21/77	Rhode Island	33
	1/27/77	Boston College	32
	2/19/77	Vermont	42
	3/1/77	Fairfield	37
	3/5/77	Fairfield	36
1978-79			
Corny Thompson	12/6/78	Fairfield	31
	2/24/79	Rhode Island	30
Mike McKay	12/9/78	Boston University	32
1983-84			
Earl Kelley	12/10/83	Boston University	37
1985-86			
Earl Kelley	12/28/85	Northeastern	32
	2/11/86	Pittsburgh	30
1987-88			
Cliff Robinson	12/12/87	Morgan State	31
	12/28/87	Hartford	42
	12/29/87	Princeton	30
1988-89			
Cliff Robinson	12/10/88	Virginia	31
	3/4/89	Pittsburgh	32
1991-92			
Chris Smith	1/4/92	Illinois	33
	1/7/92	St. John's	37
	2/22/92	Providence	32
1992-93			
Scott Burrell	3/2/93	Providence	33
1993-94			
Donyell Marshall	11/27/93	Towson State	31
	12/28/93	Texas-Arlington	33
	12/30/93	Tennessee Tech	35
	1/15/94	St. John's	42
	2/1/94	Syracuse	30

INDIVIDUAL SINGLE GAME RECORDS

	2/9/94	Boston College	33
	3/11/94	St. John's	42
1994-95			
Ray Allen	1/23/95	Syracuse	31
	2/4/95	St. John's	31
	2/21/95	Boston College	31
	3/25/95	UCLA	36
1995-96			
Ray Allen	11/22/95	Texas Christian	30
	12/8/95	Yale	31
	2/28/96	Rutgers	39
	3/2/96	Seton Hall	31
1996-97			
Richard Hamilton	2/25/97	Pittsburgh	31
	3/21/97	Nebraska	31
1997-98			
Khalid El-Amin	2/17/98	Notre Dame	30
Richard Hamilton	12/10/97	Virginia	33
	12/30/97	Fairfield	35
	1/6/98	Miami	31
	1/11/98	Boston College	38
	2/14/98	Pittsburgh	31
	3/12/98	Fairleigh Dickinson	30
1998-99			
Richard Hamilton	11/19/98	Richmond	32
	1/6/99	Boston College	39
	1/9/99	West Virginia	30
	1/20/99	Miami	31
1999-00			
Khalid El-Amin	1/5/00	Notre Dame	34
	3/9/00	Seton Hall	30
2000-01			
Albert Mouring	2/3/01	Virginia Tech	31
2001-02			
Caron Butler	3/17/02	NC State	34
	3/24/02	Maryland	32
2002-03			
Ben Gordon	12/3/02	Sacred Heart	31
	1/20/03	Miami	32
2003-04			
Ben Gordon	11/19/03	Nevada	37
	12/30/03	Massachusetts	34
	3/27/04	Alabama	36
2005-06			
Rashad Anderson	12/23/05	Morehead State	33
2007-08			
Stanley Robinson	12/22/07	Maine	32
2008-09			
A.J. Price	2/25/09	Marquette	36
	3/12/09	Syracuse	33

20-REBOUND GAMES

Name	Date	Opponent	Rebs
1959-60			
Ed Martin	12/1/59	AIC	25
	12/12/59	Boston College	25
	1/9/60	Holy Cross	23
Walt Griffin	2/23/60	Canisius	20
	2/27/60	Vermont	31
	3/3/60	Colgate	28
1960-61			
Bob Haines	1/4/61	Rutgers	22
1961-62			
Walt Griffin	12/18/61	Brown	22
Gerald Manning	1/11/62	New Hampshire	28
Eddie Slomcenski	2/10/62	Vermont	23
1962-63			
Toby Kimball	12/8/62	Boston College	22
	1/5/63	Holy Cross	24
	2/16/63	Holy Cross	23
	2/23/63	Rutgers	20
	2/26/63	New Hampshire	24
	3/2/63	Rhode Island	22
	3/11/63	West Virginia	19
Eddie Slomcenski	1/12/63	Maine	24
1963-64			
Toby Kimball	12/14/63	Boston College	21
	1/4/64	Manhattan	22
	1/13/64	Maine	23
	2/8/64	Maine	23
	2/15/64	Holy Cross	23
	2/19/64	Holy Cross	24
	2/22/64	Colgate	25
1964-65			
Toby Kimball	12/1/64	AIC	28
	12/5/64	Yale	24
	12/9/64	Harvard	23
	12/15/64	UMass	22
	12/17/64	Maine	21
	1/27/65	Temple	20
	2/6/65	Maine	25
	2/16/65	Boston University	21
	2/20/65	American U.	24
	2/24/65	Manhattan	21
	2/27/65	New Hampshire	34
	3/3/65	Colgate	23
	3/6/65	Rhode Island	21
	3/8/65	St. Joseph's	29
1965-66			
Bill Corley	12/4/65	Yale	21
	12/7/65	Manhattan	21
	12/13/65	Maine	20
1967-68			
Bill Corley	1/10/68	New Hampshire	28
	2/3/68	Vermont	22
	2/17/68	UMass	21
	2/20/68	New Hampshire	21
1968-69			
Ron Hrubala	2/1/69	Vermont	20
	2/19/69	New Hampshire	20
Steve Koski	12/14/68	Fordham	20
1969-70			
Ron Hrubala	1/26/70	Boston University	20
	2/21/70	Colgate	21
1970-71			
Ron Hrubala	12/9/70	New Hampshire	20
1972-73			
Cal Chapman	1/24/73	Dartmouth	20
Earl Wilson	1/27/73	Vermont	21
1975-76			
John Thomas	1/21/76	Manhattan	21
1980-81			
Corny Thompson	12/30/80	Western Kentucky	20
1986-87			
Gerry Besselink	12/11/86	Rhode Island	21
2003-04			
Emeka Okafor	2/21/04	Notre Dame	22
2008-09			
Hasheem Thabeet	2/14/09	Seton Hall	20

DOUBLE FIGURE ASSIST GAMES
(assist records begin in 1969-70)

Name	Date	Opponent	Assists
1969-70			
Bob Boyd	12/6/69	Yale	12
	12/16/69	UMass	11
	1/31/70	Vermont	10
	2/11/70	Syracuse	11
1970-71			
Bob Boyd	2/17/71	Vermont	11
1972-73			
Ed Harrison	1/11/73	South Florida	11
	2/24/73	Rhode Island	10
1975-76			
Joey Whelton	12/9/75	Boston University	11
	1/9/76	Columbia	10
	3/4/76	UMass	10
Tony Hanson	2/12/76	Lafayette	12
1975-76			
Tony Hanson	2/12/76	Lafayette	12
Joey Whelton	12/9/75	Boston University	11
	1/9/76	Columbia	10
	3/4/76	UMass	10
1983-84			
Karl Hobbs	12/8/83	US International	10
	1/7/84	Pittsburgh	11
	1/25/84	New Hampshire	12
	2/25/84	Holy Cross	10
1985-86			
Earl Kelley	12/7/85	Boston University	14
	12/21/85	Minnesota	10
	1/29/86	Central Connecticut	13
1986-87			
Tate George	12/4/86	Central Connecticut	10
	12/11/86	Rhode Island	11
	3/5/87	Boston College	12
1987-88			
Tate George	12/12/87	Morgan State	12
1988-89			
Tate George	12/5/88	Marist	10
1989-90			
Tate George	11/24/89	Texas A & M	11
	1/30/90	Massachusetts	12
1992-93			
Kevin Ollie	2/15/93	Syracuse	10
	1/18/93	Georgetown	10
1993-94			
Kevin Ollie	12/30/93	Tennessee Tech	14
	1/10/94	Syracuse	11
	2/26/94	Pittsburgh	11
	3/11/94	St. John's	10
	3/12/94	Providence	10
Doron Sheffer	12/28/93	Texas-Arlington	10
1994-95			
Kevin Ollie	2/21/95	Boston College	14
	3/16/95	Tennessee-Chattanooga	11
Doron Sheffer	1/3/95	Villanova	10
1996-97			
Ricky Moore	11/25/96	Northeastern	11
	1/4/97	West Virginia	12
1998-99			
Khalid El-Amin	3/11/99	TX San-Antonio	10
1999-00			
Khalid El-Amin	12/4/99	UNC-Asheville	10
	2/9/00	Boston College	10
	2/19/00	Miami	11
2000-01			
Taliek Brown	1/6/01	St. John's	12
	1/10/01	Pittsburgh	10
Caron Butler	12/22/01	Fairfield	10
	12/26/01	Rhode Island	11
2001-02			
Taliek Brown	11/19/01	Vanderbilt	11
	2/19/02	Georgetown	10
	2/23/02	West Virginia	12
2002-03			
Taliek Brown	11/23/02	Quinnipiac	10
	12/3/02	Sacred Heart	10
Ben Gordon	12/3/02	Sacred Heart	10
2003-04			
Taliek Brown	12/30/03	Massachusetts	12
	1/28/04	Virginia Tech	11
	2/18/04	Miami	13
	2/24/04	St. John's	12
	3/12/04	Villanova	10
	3/27/04	Alabama	10
Ben Gordon	12/20/03	Iona	11
	1/17/04	North Carolina	10
Marcus Williams	11/22/03	Sacred Heart	13
2004-05			
Marcus Williams	12/22/04	CCSU	16
	12/30/04	Quinnipiac	10
	1/22/05	Pittsburgh	11
	1/30/05	Notre Dame	16
	2/15/05	Providence	13
	2/21/05	Notre Dame	12
	3/5/05	Syracuse	10
	3/10/05	Georgetown	10
2005-06			
Craig Austrie	12/30/05	Quinnipiac	14
Marcus Williams	1/16/06	Syracuse	11
	1/31/06	Pittsburgh	11
	2/11/06	Seton Hall	10
	2/18/06	West Virginia	10
	2/21/06	Notre Dame	13
	2/26/06	Villanova	12
	3/9/06	Syracuse	11
	3/26/06	George Mason	11
2008-09			
A.J. Price	12/20/08	Gonzaga	10
	3/12/09	Syracuse	10

UCONN RECORDS IN BIG EAST PLAY

● 2004, 1999 NCAA National Champions ● 2009, 2004, 1999 NCAA Final Four ●

MOST POINTS

Syracuse (3/12/09 - BET)	117-127 6OT
Providence (1/19/91)	102-108
Notre Dame (1/12/99)	101-70
Villanova (12/30/98)	100-76
at Seton Hall (2/11/06)	99-57
Providence (2/6/96)	99-77
at St. John's (2/4/95)	99-82
at Seton Hall (1/3/08)	98-86
St. John's (1/8/95)	98-78
vs. St. John's (3/11/94 - BET)	97-77
at Providence (1/22/92)	97-86 OT

FEWEST POINTS

Georgetown (2/27/82)	42-60
Syracuse (2/1/99)	42-59
at Georgetown (3/3/07)	46-59
at Miami (1/22/97)	46-69
Georgetown (2/23/85)	47-68
at Providence (2/1/82)	47-45 OT
at Pittsburgh (12/4/96)	49-56
Georgetown (3/8/91)	49-68

FEWEST POINTS IN A WIN

at Providence (2/1/82)	47-45 OT
at Syracuse (1/16/88)	51-50
Boston College (2/15/88)	53-49
Villanova (1/23/82)	53-51
Seton Hall (2/13/99)	53-48
Syracuse (3/5/83)	55-54

LARGEST WINNING MARGIN

Cincinnati (3/9/08)	+45, 96-51
at Seton Hall (2/11/06)	+42, 99-57
Boston College (2/11/89)	+37, 86-49
at Virginia Tech (1/28/04)	+36, 96-60
West Virginia (1/9/99)	+35, 80-45
Providence (1/31/09)	+33, 94-61
Notre Dame (1/12/99)	+31, 101-70
Seton Hall (1/29/83)	+31, 78-47
West Virginia (2/7/04)	+30, 88-58

MOST FIELD GOALS MADE

vs. Syracuse (3/12/09 - BET)	43
at Seton Hall (2/11/06)	41
West Virginia (2/7/04)	39
at Boston College (3/8/03)	39
Georgetown (1/14/04)	38
West Virginia (2/23/02)	38
Providence (1/19/91)	38
at Boston College (1/2/91)	38

MOST FIELD GOAL ATTEMPTS

vs. Syracuse (3/12/09 - BET)	106
at Notre Dame (2/8/97)	80
at St. John's (1/2/90)	80

BEST FIELD GOAL PERCENTAGE

at Boston College (1/27/87)	64.1 (25-39)
at Syracuse (2/3/92)	62.2 (28-45)
at Boston College (3/8/03)	60.9 (39-64)
Providence (2/6/96)	60.7 (37-61)
Seton Hall (12/22/79)	60.7 (34-56)

3-POINT FIELD GOALS

at Virginia Tech (1/28/04)	13
at Providence (2/8/03)	13
Miami (1/31/95)	13
at Syracuse (2/10/90)	12

3-POINT FIELD GOAL ATTEMPTS

vs. Syracuse (3/12/09 - BET)	35
at Syracuse (2/1/94)	30
Rutgers (2/28/96)	29
vs. Villanova - BET (3/12/95)	29
at Syracuse (2/10/90)	28
Boston College (2/21/95)	27
Villanova (2/18/95)	27

3-POINT FIELD GOAL PERCENTAGE

at Providence (2/8/03)	68.4, (13-19)
at Notre Dame (2/17/98)	66.7, (8-12)
at Pittsburgh (3/2/91)	66.7, (8-12)
at Seton Hall (12/8/93)	63.6, (7-11)
Boston College (2/13/01)	62.5, (5-8)
Villanova (2/28/06)	61.5, (8-13)
Rutgers (2/19/03)	61.5, (8-13)
at Providence (2/22/92)	61.1, (11-18)

FREE THROWS MADE

at Boston College (3/3/90)	38
at Villanova (1/11/92)	37

FREE THROWS ATTEMPTED

at Providence (2/3/90)	51
at Providence (2/19/91)	49
at Seton Hall (1/3/08)	47
at Seton Hall (3/1/83)	47

FREE THROW PERCENTAGE

Rutgers (2/19/03)	96.2, (25-26)
at Georgetown (2/28/81)	94.7, (18-19)
at Syracuse (2/28/99)	94.1, (16-17)
Villanova (2/5/81)	93.8, (15-16)
Miami (1/6/96)	93.3, (14-15)
at Seton Hall (3/2/85)	93.3, (14-15)
at Rutgers (1/2/97)	92.9, (13-14)
vs. Notre Dame (3/11/04)	92.3, (12-13)

REBOUNDS

vs. Syracuse (3/12/09 - BET)	76
at Seton Hall (2/11/06)	60
Notre Dame (2/21/04)	59
vs. Seton Hall (3/7/96)	59
at St. John's (2/9/02)	57
Boston College (2/11/89)	57
Notre Dame (2/21/06)	56
Notre Dame (1/3/98)	56
Providence (1/24/87)	56

ASSISTS

West Virginia (2/23/02)	25
at Seton Hall (3/2/96)	25
Georgetown (1/16/96)	25
Pittsburgh (2/6/96)	25

TURNOVERS

vs. Syracuse (3/12/09 - BET)	27
at Pittsburgh (12/4/96)	27
at Georgetown (2/28/81)	26

STEALS

Providence (1/23/80)	19
at St. John's (1/22/91)	18
St. John's (1/12/91)	18

BLOCKS

Notre Dame (2/21/06)	19
Providence (1/31/09)	17
St. John's (2/5/05)	17
vs. Syracuse (3/12/09 - BET)	16
St. John's (1/25/06)	16
at Syracuse (1/16/06)	16
Rutgers (1/15/05)	16
DePaul (2/19/08)	15
Seton Hall (2/14/07)	14
Louisville (3/4/06)	14
Cincinnati (3/9/08)	13
Notre Dame (2/17/96)	13

MOST POINTS

Donyell Marshall	(at St. John's 1/15/94)	42
Donyell Marshall	(vs. St. John's 3/11/94)	42
Ray Allen	(vs. Rutgers, 2/28/96)	39
Richard Hamilton	(vs. Boston College, 1/6/99)	39
Richard Hamilton	(at Boston College 1/11/98)	38
Chris Smith	(vs. St. John's, 1/7/92)	37

MOST FIELD GOALS MADE

Donyell Marshall	(vs. St. John's, 3/11/94)	15
Richard Hamilton	(vs. Boston College, 1/6/99)	14

MOST FIELD GOAL ATTEMPTS

Cliff Robinson	(Villanova, 1/4/89)	29
Richard Hamilton	(Miami, 1/20/99)	28

3- POINT FIELD GOALS MADE

Ray Allen	(Rutgers, 2/28/96)	9
A.J. Price	(at Marquette, 2/25/09)	8
Ray Allen	(Miami, 1/31/95)	8

3-POINT FIELD GOALS ATTEMPTS

Ray Allen	(Rutgers, 2/28/96)	14
A.J. Price	(vs. Syracuse, 3/12/09)	13
A.J. Price	(at Marquette, 2/25/09)	13
Jerome Dyson	(at Syracuse, 2/17/07)	13
Rashad Anderson	(at St. John's 2/24/04)	13

FREE THROWS MADE

Donyell Marshall	(at St. John's, 1/15/94)	20
Richard Hamilton	(Notre Dame, 1/12/99)	14

FREE THROWS ATTEMPTED

Donyell Marshall	(at St. John's, 1/15/94)	20
Caron Butler	(at Boston College, 1/3/01)	17
Rod Sellers	(vs. St. John's, 3/13/92)	17
Cliff Robinson	(Villanova, 1/20/88)	17

FREE THROW PERCENTAGE

Donyell Marshall	(at St. John's, 1/15/94)	100.0 (20-20)
Tony Robertson	(Rutgers, 2/19/03)	100.0 (13-13)
Cliff Robinson	(at Pittsburgh, 3/4/92)	100.0 (11-11)
Earl Kelley	(Seton Hall, 1/21/86)	100.0 (11-11)
Doug Wiggins	(at South Florida, 2/16/08)	100.0 (11-11)
Donyell Marshall	(vs. St. John's, 3/11/94)	100.0 (10-10)
Doron Sheffer	(Providence, 2/6/96)	100.0 (10-10)

REBOUNDS

Emeka Okafor	(Notre Dame, 2/21/04)	22
Hasheem Thabeet	(at Seton Hall, 2/14/09)	20
Rod Sellers	(Seton Hall, 2/8/92)	19
Travis Knight	(vs. Seton Hall, 3/7/96)	19
Emeka Okafor	(at St. John's, 2/24/04)	18
Emeka Okafor	(vs. Seton Hall, 3/13/03)	18
Corny Thompson	(Boston College, 2/28/80)	18

ASSISTS

Marcus Williams	(at Notre Dame, 1/30/05)	16
Kevin Ollie	(Boston College, 2/21/95)	14
Marcus Williams	(at Providence, 2/15/05)	13
Taliek Brown	(Miami, 2/18/04)	13

TURNOVERS

Richard Hamilton	(at Providence, 2/22/99)	9
Doron Sheffer	(Georgetown, 2/19/96)	9

BLOCKS

Hasheem Thabeet	(Providence, 1/31/09)	10
Hasheem Thabeet	(at Notre Dame, 1/5/08)	10
Hasheem Thabeet	(at Seton Hall, 2/14/09)	9
Hilton Armstrong	(Louisville, 3/4/06)	9
Josh Boone	(St. John's, 2/5/05)	9
Emeka Okafor	(St. John's, 2/22/03)	9
Emeka Okafor	(at Rutgers, 1/30/02)	9
Emeka Okafor	(Boston College, 2/16/02)	9
Cliff Robinson	(Georgetown, 2/6/88)	9

STEALS

Jerome Dyson	(St. John's, 1/8/08)	9
Scott Burrell	(Georgetown, 2/11/91)	8
Bobby Dulin	(Providence, 1/23/80)	8

UCONN RECORDS IN BIG EAST PLAY

●Ten BIG EAST Regular Season Championships ● Six BIG EAST Tournament Championships ●

Big East Career Records (regular season games only)

Career Games			
1.	Brian Fair	1992-95	72
2.	Kevin Ollie	1992-95	71
3.	Donny Marshall	1992-95	70
4.	Kevin Freeman	1997-00	69
4.	Eric Hayward	1993-96	69
FGM			
1.	Chris Smith	1989-92	378
2.	Ray Allen	1994-96	359
3.	Richard Hamilton	1997-99	347
4.	Donyell Marshall	1992-94	332
5.	Earl Kelley	1983-86	322
FG %			
1.	Emeka Okafor	2002-04	59.3
2.	Hasheem Thabeet	2007-09	58.6
3.	Josh Boone	2004-06	58.4
4.	Travis Knight	1993-96	55.6
5.	Rod Sellers	1989-92	54.9
3FGM			
1.	Rashad Anderson	2003-06	130
2.	Ray Allen	1994-96	129
	Richard Hamilton	1997-99	129
4.	Chris Smith	1989-92	119
5.	Ben Gordon	2002-04	106
3FG %			
1.	Ray Allen	1994-96	43.3
2.	Albert Mouring	1998-01	42.7
3.	Doron Sheffer	1994-96	41.2
4.	Brian Fair	1992-95	40.3
5.	Ben Gordon	2002-04	39.6
FTM			
1.	Chris Smith	1989-92	265
2.	Donyell Marshall	1992-94	250
3.	Earl Kelley	1983-86	229
4.	Richard Hamilton	1997-99	223
5.	Kevin Freeman	1997-00	213
FT %			
1.	Norman Bailey	1981-83	86.3
2.	Richard Hamilton	1997-99	84.5
3.	Earl Kelley	1983-86	83.9
4.	Albert Mouring	1998-01	82.9
5.	Donny Marshall	1992-94	81.9
	Ray Allen	1994-96	81.9
Rebounds			
1.	Jeff Adrien	2006-09	580
2.	Jake Voskuhl	1997-00	490
3.	Emeka Okafor	2002-04	482
4.	Kevin Freeman	1997-00	469
5.	Tim Coles	1983-86	463
Rebound Avg.			
1.	Emeka Okafor	2002-04	10.0
2.	Jeff Adrien	2006-09	8.7
3.	Corny Thompson	1979-82	8.2
4.	Hasheem Thabeet	2007-09	8.1
5.	Donyell Marshall	1992-94	7.5
Assists			
1.	Kevin Ollie	1992-95	329
2.	Taliek Brown	2001-04	315
3.	Doron Sheffer	1994-96	306
4.	Tate George	1987-90	277
5.	Marcus Williams	2004-06	276
Points			
1.	Chris Smith	1989-92	1140
2.	Richard Hamilton	1997-99	1046
3.	Ray Allen	1994-96	1001
4.	Donyell Marshall	1992-94	963
5.	Earl Kelley	1983-86	873
Pts. Avg.			
1.	Richard Hamilton	1997-99	19.7
2.	Ray Allen	1994-96	18.5
3.	Caron Butler	2001-02	17.8
	Earl Kelley	1983-86	17.8
	Donyell Marshall	1992-94	17.8

Single Season Individual Records (regular season games only)

FGM			
1.	Donyell Marshall	1993-94	159
2.	Ray Allen	1995-96	149
3.	Ray Allen	1994-95	140
4.	Richard Hamilton	1997-98	134
5.	Earl Kelley	1984-85	124
FG %			
1.	Kevin Freeman	1997-98	62.3
2.	Hasheem Thabeet	2008-09	61.3
3.	Kirkland King	1995-96	60.6
4.	Emeka Okafor	2003-04	60.3
5.	Jake Voskuhl	1999-00	59.8
3FGM			
1.	Ray Allen	1995-96	63
2.	Ray Allen	1994-95	52
3.	Doron Sheffer	1995-96	51
4.	Chris Smith	1991-92	49
5.	Richard Hamilton	1997-98	47
3FG %			
1.	Albert Mouring	1999-00	50.6
2.	Ray Allen	1994-95	44.8
3.	Ray Allen	1995-96	44.7
4.	Brian Fair	1994-95	44.6
5.	Brian Fair	1991-92	43.6
FTM			
1.	Donyell Marshall	1993-94	118
2.	Richard Hamilton	1998-99	92
3.	Chris Smith	1991-92	91
4.	Richard Hamilton	1997-98	82
5.	Donyelll Marshall	1992-93	81
	Chris Smith	1990-91	81
FT %			
1.	Doug Wiggins	2007-08	95.7
2.	Khalid El-Amin	1999-00	93.4
3.	Craig Austrie	2007-08	90.7
4.	Tate George	1987-88	90.0
	Earl Kelley	1984-85	90.0
Rebounds			
1.	Hasheem Thabeet	2008-09	189
2.	Emeka Okafor	2003-04	185
3.	Jeff Adrien	2008-09	178
4.	Gerry Besselink	1986-87	169
5.	Emeka Okafor	2002-03	163
Rebound Avg.			
1.	Emeka Okafor	2003-04	11.6
2.	Gerry Besselink	1986-87	10.6
3.	Hasheem Thabeet	2008-09	10.5
4.	Emeka Okafor	2002-03	10.2
5.	Jeff Adrien	2008-09	9.9
Assists			
1.	Marcus Williams	2005-06	137
2.	Marcus Williams	2004-05	134
3.	Doron Sheffer	1995-96	113
4.	Taliek Brown	2003-04	108
4.	Kevin Ollie	1993-94	108
Blocks			
1.	Hasheem Thabeet	2007-08	94
2.	Hasheem Thabeet	2008-09	89
3.	Emeka Okafor	2002-03	71
4.	Emeka Okafor	2001-02	70
5.	Hilton Armstrong	2005-06	68
Steals			
1.	Nadav Henefeld	1989-90	59
2.	Scott Burrell	1991-92	56
	Karl Hobbs	1982-83	56
4.	Norman Bailey	1981-82	53
	Donyell Marshall	1993-94	53
Points			
1.	Donyell Marshall	1993-94	462
2.	Ray Allen	1995-96	427
3.	Chris Smith	1991-92	398
4.	Richard Hamilton	1997-98	397
5.	Ray Allen	1994-95	378
Pts. Avg.			
1.	Donyell Marshall	1993-94	25.7
2.	Ray Allen	1995-96	23.7
3.	Richard Hamilton	1997-98	22.1
	Richard Hamilton	1998-99	22.1
	Chris Smith	1991-92	22.1

Big East Tournament Career Records

Games Played			
1.	Tony Robertson	2000-03	11
	Kevin Freeman	1997-00	11
	Jake Voskuhl	1997-00	11
4.	Taliek Brown	2001-04	10
	Khalid El-Amin	1998-00	10
	Rashamel Jones	1996-99	10
	Ricky Moore	1996-99	10
	Souleymane Wane	1998-01	10
FGM			
1.	Ben Gordon	2002-04	59
2.	Ray Allen	1994-96	57
3.	Khalid El-Amin	1998-00	48
4.	Kevin Freeman	1997-00	44
5.	Doron Sheffer	1994-96	36
	Chris Smith	1989-92	36
FG %			
1.	Chuck Aleksinas	1980-82	64.3
2.	Donyell Marshall	1992-94	60.0
3.	Jake Voskuhl	1997-00	57.7
4.	Kevin Freeman	1997-00	56.4
5.	Kirk King	1994-97	54.3
3FGM			
1.	Ben Gordon	2002-04	24
2.	Rashad Anderson	2003-06	17
3.	Ray Allen	1994-96	16
	Doron Sheffer	1994-96	16
5.	Chris Smith	1989-92	13
3FG%			
1.	Caron Butler	2001-02	58.3
2.	Albert Mouring	1998-01	48.2
3.	Chris Smith	1989-92	46.4
4.	Ben Gordon	2002-04	44.4
5.	Ray Allen	1994-96	37.2
	Doron Sheffer	1994-96	37.2
FTM			
1.	Richard Hamilton	1997-99	47
2.	Ben Gordon	2002-04	38
3.	Kevin Freeman	1997-00	35
4.	Khalid El-Amin	1998-00	34
5.	Tate George	1987-90	27
FT %			
1.	Corny Thompson	1979-82	94.1
2.	Jeff King	1985-88	92.3
3.	Albert Mouring	1999-01	90.9
4.	Tate George	1987-90	90.0
5.	Donyell Marshall	1992-94	88.2
6.	Eric Hayward	1993-96	87.5
Rebounds			
1.	Emeka Okafor	2002-04	77
2.	Josh Boone	2004-06	68
3.	Jake Voskuhl	1997-00	66
4.	Travis Knight	1993-96	61
5.	Kevin Freeman	1997-00	52
Rebound Avg.			
1.	Josh Boone	2004-06	11.3
1.	Emeka Okafor	2002-04	11.0
3.	Corny Thompson	1979-82	10.3
4.	Tim Coles	1984-87	9.7
5.	Charlie Villanueva	2004-05	9.3
Assists			
1.	Taliek Brown	2001-04	54
2.	Khalid El-Amin	1998-00	51
3.	Kevin Ollie	1992-95	43
	Tate George	1987-90	43
4.	Doron Sheffer	1994-96	34
Points			
1.	Ben Gordon	2002-04	184
2.	Ray Allen	1994-96	151
3.	Khalid El-Amin	1998-00	142
4.	Kevin Freeman	1997-00	123
5.	Richard Hamilton	1997-99	120
Points Avg.			
1.	Donyell Marshall	1992-94	21.5
2.	Ben Gordon	2002-04	20.4
3.	Chris Smith	1989-92	19.5
4.	Ray Allen	1994-96	18.9
5.	Caron Butler	2001-02	18.8
Wins			
1.	Ricky Moore	1996-99	9
	Rashamel Jones	1996-99	9
	Khalid El-Amin	1998-00	9
	Kevin Freeman	1997-00	9
	Jake Voskuhl	1997-00	9

UNIVERSITY OF CONNECTICUT BIG EAST TOURNAMENT BEST INDIVIDUAL PERFORMANCES

MOST POINTS

Donyell Marshall, 42 pts. - 3/11/94, St. John's
A.J. Price, 33 pts. - 3/12/09, Syracuse
Khalid El-Amin, 30 pts. - 3/9/00, Seton Hall
Ben Gordon, 29 pts. - 3/12/04, Villanova
Ben Gordon, 29 pts. - 3/11/04, Notre Dame
Ray Allen, 29 pts. - 3/8/95, Syracuse
Stanley Robinson, 28 pts. - 3/12/09, Syracuse
Steve Pikiell, 27 pts. - 3/9/87, Boston College

MOST REBOUNDS

Travis Knight, 19 reb. - 3/7/95, Seton Hall
Emeka Okafor, 18 reb. - 3/13/03, Seton Hall
Corny Thompson, 18 reb. - 2/28/80, Boston Coll.
Josh Boone, 16 reb. - 3/11/04, Notre Dame
Josh Boone, 15 reb. - 3/12/04, Villanova
Jeff Adrien, 14 reb. - 3/12/09, Syracuse
Stanley Robinson, 14 reb. - 3/12/09, Syracuse
Hasheem Thabeet, 14 reb. - 3/12/09, Syracuse
Josh Boone, 13 reb. - 3/9/06, Syracuse
Emeka Okafor, 13 reb. - 3/13/04, Pittsburgh
Charlie Villanueva, 13 reb. - 3/11/04, Notre Dame

MOST ASSISTS

Tate George, 12 assists - 3/5/87, Boston College
Marcus Williams, 11 assists - 3/9/06, Syracuse
A.J. Price, 10 assists - 3/12/09, Syracuse
Marcus Williams, 10 assists - 3/10/05, Georgetown
Taliek Brown, 10 assists - 3/12/04, Villanova
Kevin Ollie, 10 assists - 3/11/94, St. John's
Kevin Ollie, 10 assists - 3/12/94, Providence
Doron Sheffer, 8 assists - 3/11/94, St. John's
Taliek Brown, 8 assists- 3/7/01, Syracuse
Karl Hobbs, 8 assists - 3/10/83, Villanova

XL CENTER RECORDS

● 2004, 1999 NCAA National Champions ● 2009, 2004, 1999 NCAA Final Four ●

XL Center Won-Lost Records

Connecticut (203-76)

Season	Record
1975-76	0-1
1976-77	3-4
1977-78	3-1
1978-79	--
1979-80	0-1
1980-81	4-2
1981-82	3-4
1982-83	3-4
1983-84	2-5
1984-85	3-5
1985-86	2-6
1986-87	2-7
1987-88	6-6
1988-89	10-3
1989-90	9-1
1990-91	5-2
1991-92	8-1
1992-93	5-4
1993-94	8-0
1994-95	9-0
1995-96	9-0
1996-97	7-5
1997-98	12-0
1998-99	7-1
1999-00	8-1
2000-01	9-1
2001-02	7-2
2002-03	9-0
2003-04	9-1
2004-05	8-2
2005-06	10-0
2006-07	8-3
2007-08	8-1
2008-09	7-2

BIG EAST Opps (82-57)

Opponent	UConn vs.
*Boston College	9-4
Cincinnati	1-0
DePaul	1-0
Georgetown	7-11
Louisville	1-1
Miami	3-0
Notre Dame	6-1
Providence	6-8
Pittsburgh	10-5
Rutgers	3-0
St. John's	5-8
Seton Hall	4-4
South Florida	2-0
Syracuse	11-8
Villanova	9-7
Virginia Tech	2-0
West Virginia	2-0

Non-Conference (117-18)

Opponent	Vs. UConn
Air Force	2-0
Arizona State	1-0
Army	2-0
Ball St.	1-0
Boston Univ.	1-0
Bryant	1-0
California	2-0
Central Arkansas	1-0
Central Connecticut	5-0
Colgate	1-0
Columbia	1-0
Coppin St.	3-0
Fairfield	13-0
Florida A&M	1-0
Fordham	1-0
Furman	1-0
Gardner-Webb	1-0
George Washington	1-0
Hartford	11-1
Harvard	1-0
Holy Cross	0-1
Illinois	1-0
Illinois State	0-1
Indiana	1-1
Iona	1-1
Kansas	0-1
Lafayette	2-0
Lehigh	2-0
Louisiana State	1-0
Louisiana Tech	1-0
Maine	2-0
Manhattan	1-0
Maryland	1-0
Massachusetts	7-1
Minnesota	1-1
Mississippi	1-0
Mississippi St.	1-0
New Hampshire	2-0
Niagara	0-1
NC Asheville	1-0
North Carolina	0-1
NC-Wilmington	1-0
Northeastern	3-1
Ohio State	0-1
Pepperdine	2-0
Princeton	1-0
Purdue	0-1
Quinnipiac	4-0
Rhode Island	3-2
Rice	1-0
**Rutgers	0-1
Sacred Heart	3-0
St. Bonaventure	1-1
St. Francis (PA)	1-0
St. Joseph's	1-0
St. Mary's	1-0
South Florida	1-0
Stony Brook	3-0
SW Texas St.	1-0
Towson St.	1-0
Texas	1-0
Texas A&M	1-0
Virginia	1-1
Wagner	1-0
Wake Forest	1-0
Western Kentucky	1-0
Yale	6-0

*-- one game played before BIG EAST Conference

**--game played before BIG EAST Conference

Most Points-UConn

	Opp.	Date
123	Quinnipiac	12/30/04
117	UNC Asheville	12/21/02
117	Central Connecticut	12/11/93
116	Central Connecticut	1/23/96
112	Central Connecticut	12/27/91
111	Quinnipiac	12/30/05
111	Sacred Heart	11/22/03
111	Wagner	11/27/98
110	New Hampshire	11/26/01
110	Lafayette	11/25/94

Most Points Against

	Opp.	Date
108	Providence	1/19/91
95	Syracuse	1/18/84
94	Hartford	12/28/87
93	St. John's	2/10/82
90	Northeastern	12/28/85

Most Points

42	Cliff Robinson vs. Hartford	12/28/87
35	Richard Hamilton vs. Fairfield	12/30/97
34	Ben Gordon vs. Massachusetts	12/30/03
34	Khalid El-Amin vs. Notre Dame	1/5/00
32	Stanley Robinson vs. Maine	12/22/07
32	Earl Kelley vs. Northeastern	12/28/85
31	Ray Allen vs. Boston College	2/21/95
31	Ray Allen vs. Yale	12/8/95
31	Richard Hamilton vs. Pittsburgh	2/25/97
31	Richard Hamilton vs. Pittsburgh	2/14/98
30	Cliff Robinson vs. Pittsburgh	12/29/80

Most Field Goals Made

14	Cliff Robinson vs. Hartford	12/28/87
13	Stanley Robinson vs. Maine	12/22/07
13	Donyell Marshall vs. Georgetown	1/4/94
13	Richard Hamilton vs. Fairfield	12/30/97
12	Ben Gordon vs. Massachusetts	12/30/03
12	Ben Gordon vs. UNC Asheville	12/21/02
12	Alvin Frederick vs. Villanova	1/27/84
12	Donny Marshall vs. Central Ct.	12/11/93
12	Cliff Robinson vs. California	3/20/89

Most Field Goals Attempted

29	Cliff Robinson vs. Providence	1/4/89
26	Khalid El-Amin vs. Notre Dame	1/5/00
26	Ray Allen vs. St. John's	1/8/95
25	Earl Kelley vs. Northeastern	12/28/85
24	Caron Butler vs. Vanderbilt	11/19/01
24	Chris Smith vs. Furman	12/28/91
23	Earl Kelley vs. St. John's	1/11/83
23	Chris Smith vs. Providence	1/19/91
23	Donyell Marshall vs. Georgetown	1/4/94

Most Rebounds

22	Emeka Okafor vs. Notre Dame	2/22/04
20	Corny Thompson vs. Western Ky.	12/30/80
17	Hasheem Thabeet vs. Seton Hall	1/18/09
17	Jeff Adrien vs. Fairfield	11/18/06
15	Jeff Adrien vs. South Florida	2/21/09
15	Jeff Adrien vs. Hartford	11/17/08
15	Jeff Adrien vs. Providence	1/17/08
15	Jeff Adrien vs. Florida A&M	11/26/07
15	Jeff Adrien vs. South Florida	1/2/07
15	Tim Coles vs. Boston College	3/3/84
15	Cliff Robinson vs. Providence	1/24/87
15	Jake Voskuhl vs. Seton Hall	1/13/98

Most Assists

16	Marcus Williams vs. Central Ct.	12/22/04
14	Craig Austrie vs. Quinnipiac	12/30/05
14	Kevin Ollie vs. Boston College	2/21/95
13	Marcus Williams vs. Notre Dame	2/21/06
13	Taliek Brown vs. Miami	2/18/04
13	Marcus Williams vs. Sacred Heart	11/22/04

Most 3-Point FG Made

8	Ray Allen vs. Miami	1/3/95
7	Ben Gordon vs. Massachusetts	12/30/03
7	Khalid El-Amin vs. Hartford	12/28/88

Most 3-Point FG Attempts

14	Rashad Anderson vs. Rice	12/19/04
13	Chris Smith vs. California	3/17/90
12	Chris Smith vs. Pittsburgh	1/6/90
12	Chris Smith vs. Furman	12/28/91
12	Ray Allen vs. Miami	1/31/95

Most Free Throws Made

15	Albert Mouring vs. Quinnipiac	11/17/01
14	Richard Hamilton vs. Notre Dame	1/12/99
14	Cliff Robinson vs. Hartford	12/28/87
13	Tony Robertson vs. Rutgers	2/19/03
12	Cliff Robinson vs. Villanova	1/20/88
12	Earl Kelley vs. Minnesota	12/21/85
11	Richard Hamilton vs. Fairfield	12/23/98

Most Free Throws Attempted

21	Cliff Robinson vs. Hartford	12/28/87
17	Cliff Robinson vs. Villanova	1/20/88
16	Albert Mouring vs. Quinnipiac	11/17/00
15	Richard Hamilton vs. Notre Dame	1/12/99
13	Five Times	

INDIVIDUAL OPPONENT TOP PERFORMANCES

Most Points

35	Trent Tucker (Minnesota)	3/16/81
34	Reggie Williams (Georgetown)	2/11/87
33	J.R. Bremer (St. Bonaventure)	12/28/01
33	Troy Murphy (Notre Dame)	1/5/00
32	Joe Alexander (West Virginia)	3/1/08
32	Leonard Taylor (California)	3/20/89
32	Mike Polaha (Lehigh)	12/30/86
30	Chris Mullin (St. John's)	2/11/84
30	Eric Murdock (Providence)	1/19/91

Most Field Goals Made

14	Joe Alexander (West Virginia)	3/1/08
14	Trent Tucker (Minnesota)	3/16/81
13	Chris Mullen (St. John's)	2/11/84
12	Dave Johnson (Syracuse)	3/4/92
12	John Wallace (Syracuse)	1/21/96

Most Field Goals Attempted

26	Laurence Moten (Syracuse)	1/10/94
25	Carmelo Anthony (Syracuse)	2/10/03
25	John Wallace (Syracuse)	1/21/96
24	Joe Alexander (West Virginia)	3/1/08
24	Tywain McKee (Coppin St.)	12/27/06
23	Raymond Dudley (USAFA)	12/29/88
23	Dave Johnson (Syracuse)	3/4/92
23	Mike Polaha (Lehigh)	12/30/86
22	Troy Bell (Boston College)	2/16/02
21	Doug West (Villanova)	1/4/89
21	Mark Tillman (Georgetown)	1/20/90

Most Rebounds

23	DeJuan Blair (Pittsburgh)	2/16/09
21	Jerome Lane (Pittsburgh)	2/21/87
17	Etan Thomas (Syracuse)	3/4/00
17	Derrick Coleman (Syracuse)	2/20/88
16	Chris Weyhe (Quinnipiac)	12/30/05
16	Darren Phillip (Fairfield)	12/23/99
16	Troy Murphy (Notre Dame)	1/5/00
16	Jerome Lane (Pittsburgh)	2/27/88
16	Billy Owens (Syracuse)	1/28/91

Most Assists

12	Mark Jackson (St. John's)	1/18/86
10	Five Times	

Most 3-Point Field Goals Made

7	Mike Polaha (Lehigh)	12/30/86
6	Cecil Gresham (Bryant)	11/29/08
6	Tomas Pranciliauskas (Pepperdine)	12/20/06
6	Chuck Moore (Vanderbilt)	11/19/01
6	Darius Lane (Seton Hall)	1/30/00
6	Josh Little (Stony Brook)	12/28/00

Most 3-point Field Goal Attempts

17	Mike Polaha (Lehigh)	12/30/86
13	Lawrence Moten (Syracuse)	1/10/94
12	Levell Sanders (Seton Hall)	1/13/98
11	Jaron Griffin (Rutgers)	2/3/07
11	Fred Warrick (Coppin St.)	11/24/97

Most Free Throws Made

16	Leonard Taylor (California)	3/20/89
14	Tony Bruin (Syracuse)	2/13/82
14	Chris Mullen (St. John's)	2/10/82
12	Marvin Saddler (Providence)	1/19/91

Most Free Throws Attempted

18	Leonard Taylor (California)	3/20/89
16	Tony Bruin (Syracuse)	2/13/82
16	Chris Mullen (St. John's)	2/10/82
15	Marvin Saddler (Providence)	1/19/91

HARRY A. GAMPEL PAVILION RECORDS

●Ten BIG EAST Regular Season Championships ● Six BIG EAST Tournament Championships ●

HARRY A. GAMPEL PAVILION WON-LOST RECORDS

Connecticut (125-17)

Season	Record
1989-90	5-0
1990-91	7-2
1991-92	6-1
1992-93	5-2
1993-94	7-0
1994-95	5-1
1995-96	6-0
1996-97	6-2
1997-98	6-0
1998-99	6-1
1999-00	5-2
2000-01	8-1
2001-02	6-0
2002-03	5-2
2003-04	8-0
2004-05	6-1
2005-06	6-0
2006-07	7-2
2007-08	8-0
2008-09	7-0

BIG EAST Conference (67-13)

Opponent	Record
Boston College	5-1
Cincinnati	1-0
Georgetown	3-0
Louisville	1-0
Marquette	1-1
Miami	7-2
Notre Dame	3-0
Pittsburgh	2-1
Providence	7-2
Rutgers	4-0
St. John's	10-3
Seton Hall	8-1
Syracuse	4-0
Villanova	5-2
Virginia Tech	1-0
West Virginia	5-0

Non-Conference (58-4)

Opponent	Record
Albany	1-0
Arizona	1-0
Army	1-0
Boston Univ.	1-0
Bradley	1-0
Brown	1-0
Buffalo	2-0
Central Ct.	1-0
Charleston	1-0
Delaware St.	1-0
Detroit Mercy	0-1
Fairfield	3-0
Florida International	1-0
Florida St.	0-1
Fordham	1-0
Georgia Tech	1-0
Hartford	2-0
Houston	1-0
Iona	1-0
Jackson St.	0-1
Maine	1-0
Massachusetts	1-0
Michigan	1-0
Michigan St.	1-0
Morehead State	1-0
Morgan State	1-0
Nebraska	1-0
Nevada	1-0
New Hampshire	2-0
UNC Asheville	1-0
North Carolina	1-0
North Carolina St.	0-1
Northeastern	4-0
Oklahoma	1-0
Quinnipiac	4-0
Rhode Island	1-0
Richmond	1-0
Sacred Heart	2-0
South Carolina	1-0
Stanford	1-0
Texas	1-0
Texas Southern	2-0
Vermont	1-0
Virginia	1-0
Wagner	1-0
Western Carolina	1-0
Winthrop	1-0
Yale	2-0

Most Points-by UConn

	Opp.	Date
129	Morehead State	12/23/05
116	Sacred Heart	12/3/02
115	Central Ct.	1/10/91
113	Texas Southern	12/2/05
113	Winthrop	1/2/94
106	Texas Southern	12/3/06
102	Quinnipiac	11/15/99
102	Hartford	1/5/95
99	Florida International	11/30/04
99	Providence	2/6/96
98	UNC-Asheville	12/4/99

Most Points Against

	Opp.	Date
96	Villanova	2/18/95
95	Boston College	2/1/03
90	Jackson St.	3/19/93
86	Florida St.	2/6/93
86	Texas	12/15/93
85	Wagner	12/7/02
82	St. John's	1/16/00

CONNECTICUT INDIVIDUAL TOP PERFORMANCES

Most Points

39	Ray Allen vs. Rutgers	2/28/96
37	Ben Gordon vs. Nevada	11/19/03
37	Chris Smith vs. St. John's	1/7/92
33	Rashad Anderson vs. Morehead State	12/23/05
32	Richard Hamilton vs. Richmond	11/19/98
32	Chris Smith vs. Providence	2/22/92
31	Ben Gordon vs. Sacred Heart	12/3/02
31	Ray Allen vs. Syracuse	1/23/95
31	Richard Hamilton vs. Nebraska	3/21/97
31	Albert Mouring vs. Virginia Tech	2/3/01

Most Field Goals Made

13	Chris Smith vs. St. John's	1/7/92
13	Ray Allen vs. Rutgers	2/28/96
12	Rashad Anderson vs. Morehead State	12/23/05
12	Donyell Marshall vs. Florida St.	2/6/93
12	Richard Hamilton vs. West Virginia	12/13/97
12	Richard Hamilton vs. Nebraska	3/21/97
12	Khalid El-Amin vs. Vermont	11/19/99

Most Field Goals Attempted

23	Donyell Marshall vs. Miami	2/5/94
22	Richard Hamilton vs. Miami	2/20/99
22	Khalid El-Amin vs. Miami	2/20/99
22	Ray Allen vs. Rutgers	2/28/96
22	Chris Smith vs. Seton Hall	2/8/92
22	Chris Smith vs. St. John's	1/7/92
22	Chris Smith vs. St. John's	1/13/91
21	Caron Butler vs. West Virginia	2/23/02
21	Donyell Marshall vs. Boston College	1/8/94
21	Ray Allen vs. Villanova	1/9/96
21	Khalid El-Amin vs. St. John's	2/28/98

Most Rebounds

19	Emeka Okafor vs. Wagner	12/7/02
19	Rod Sellers vs. Seton Hall	2/8/92
17	Hasheem Thabeet vs. Delaware St.	12/1/08
17	Hasheem Thabeet vs. Western Carolina	11/14/08

Most Assists

12	Marcus Williams vs. Villanova	2/26/06
12	Taliek Brown vs. West Virginia	2/23/02
12	Taliek Brown vs. St. John's	1/6/01
12	Doron Sheffer vs. Rutgers	2/28/96
11	Marcus Williams vs. Pittsburgh	1/22/05
11	Khalid El-Amin vs. Miami	2/19/00

Most 3-Point Field Goals Made

9	Ray Allen vs. Rutgers	2/28/96
8	Ben Gordon vs. Quinnipiac	12/13/03
7	Rashad Anderson vs. Morehead State	12/23/05

Most 3-Point Field Goals Attempted

13	Ben Gordon vs. Quinnipiac	12/13/03
11	Chris Smith vs. Providence	2/22/92

Most Free Throws Made

12	Chris Smith vs. Boston College	2/5/91
11	Ben Gordon vs. Sacred Heart	12/3/02
11	Chris Smith vs. Providence	2/19/90
10	Charlie Villanueva vs. Georgetown	3/2/05
10	Richard Hamilton vs. Rutgers	2/16/99
10	Chris Smith vs. Maine	12/7/91
10	Doron Sheffer vs. Providence	2/6/96
10	Richard Hamilton vs. Bradley	3/18/97

Most Free Throws Attempted

16	Chris Smith vs. Villanova	1/27/92
16	Chris Smith vs. Boston College	2/5/91
14	Jeff Adrien vs. Syracuse	2/5/07
14	Jerome Dyson vs. Villanova	2/28/07
13	Hasheem Thabeet vs. Western Carolina	11/14/08
13	Chris Smith vs. Providence	2/19/90
13	Rod Sellers vs. Seton Hall	2/27/91
13	Rod Sellers vs. Providence	2/22/92

OPPONENT INDIVIDUAL TOP PERFORMANCES

Most Points

40	Scottie Reynolds (Villanova)	2/28/07
39	Lindsey Hunter (Jackson St.)	3/19/93
37	Kerry Kittles (Villanova)	2/18/95
32	Luke Harangody (Notre Dame)	2/13/08
31	Derrick Brown (Providence)	1/29/97
29	Juan Palacios (Louisville)	3/4/06
29	Chevon Troutman (Pittsburgh)	1/22/05
29	Calvin Bowman (West Virginia)	2/26/00
29	Austin Ganley (New Hampshire)	12/2/00

Most Field Goals Made

13	Luke Harangody (Notre Dame)	2/13/08
12	Scottie Reynolds (Villanova)	2/28/07
12	Lindsey Hunter (Jackson St.)	3/19/93
12	Kerry Kittles (Villanova)	2/18/95
12	Derrick Brown (Providence)	1/29/97
11	Damian Santiago (Rutgers)	2/28/96

Most Field Goals Attempted

27	Rodney Monroe (North Carolina St.)	2/16/91
26	Malik Sealy (St. John's)	1/7/92
25	Scottie Reynolds (Villanova)	2/28/07
25	Lindsey Hunter (Jackson St.)	3/19/93
24	Luke Harangody (Notre Dame)	2/13/08
21	Austin Ganley (New Hampshire)	12/2/00
21	Monty Mack (Massachusetts)	11/22/99
21	Franklin Western (Providence)	1/14/95

Most Rebounds

17	Kitwana Rhymer (Massachusetts)	11/22/99
16	Luke Harangody (Notre Dame)	2/13/08
16	Michael Smith (Providence)	1/23/93
15	Andre Sweet (Seton Hall)	3/1/04
14	Mario Bland (Miami)	2/20/99
14	Anthony Avent (Seton Hall)	2/27/91
14	Norman Nolan (Virginia)	12/23/96

Most Assists

15	Omar Cook (St. John's)	1/6/01
10	Sharaud Curry (Providence)	1/31/09
10	Marty Higgins (Maine)	12/7/91
10	God Shammgod (Providence)	2/6/96
9	Damien Owens (West Virginia)	2/14/96
9	God Shammgod (Providence)	1/29/97

Most 3-Point Field Goals Made

7	Eric Eberz (Villanova)	2/18/95
6	Stu Douglass (Michigan)	2/7/09
6	Donald Johnson (Delaware St.)	12/1/08
6	Scottie Reynolds (Villanova)	2/28/07
6	Bernard Cieplickie (Fairfield)	12/23/91
6	Rashad Phillips (Detroit Mercy)	3/18/01
6	Jamal Bradley (South Carolina)	3/14/01
6	Willie Shaw (St. John's)	1/6/01

Most 3-Point Field Goals Attempted

15	Scottie Reynolds (Villanova)	2/28/07
15	Rashad Phillips (Detroit Mercy)	3/18/01
15	Bernard Cieplickie (Fairfield)	12/23/91
14	Jason Harris (Fairfield)	12/12/99
13	Monty Mack (Massachusetts)	11/22/99

Most Free Throws Made

15	Hakim Warrick (Syracuse)	3/5/05
13	Calvin Bowman (West Virginia)	2/26/00
12	Zendon Hamilton (St. John's)	1/8/97
11	Lindsey Hunter (Jackson St.)	3/19/93
11	Mike Bond (Hartford)	1/5/95
11	Charles Minland (St. John's)	1/8/97

Most Free Throws Attempted

22	Hakim Warrick (Syracuse)	3/5/05
20	Zendon Hamilton (St. John's)	1/8/97
17	Mike Bond (Hartford)	1/15/95
15	Danya Abrams (Boston College)	12/7/96
14	Scottie Reynolds (Villanova)	2/28/07
13	Jerel McNeal (Marquette)	1/10/07
13	Calvin Bowman (West Virginia)	2/26/00
13	Eric Murdock (Providence)	2/19/90

OPPONENT RECORDS AGAINST UCONN

Individual Opponent Points in a Single Game

56	Jack Foley, Holy Cross	2/17/62
46	Ronnie Perry, Holy Cross	1/26/79
44	Al Butler, Niagara	1/16/60
43	Darius Rice, Miami	1/20/03
43	Elijah Allen, Fairleigh Dickinson	3/12/98
42	Steve Wright, Boston University	12/9/78
41	Steve Novak, Marquette	1/3/06
40	Scottie Reynolds, Villanova	2/28/07
39	Ryan Gomes, Providence	2/15/05
39	Bobby Lloyd, Rutgers	2/23/67
39	Lindsey Hunter, Jackson State	3/19/93
37	Jack Foley, Holy Cross	2/20/60
37	Buddy Venne, Holy Cross	12/20/69
37	Kerry Kittles, Villanova	2/18/95
36	Brian Tolbert, Eastern Michigan	3/16/96
36	Wayne Gibbons, Fairfield	12/3/69



Ronnie Perry



Jack "The Shot" Foley

UConn Opponent Individual Records in BIG EAST Play

MOST POINTS

Darius Rice (at Miami, 1/20/03)	43
Steve Novak (at Marquette, 1/3/06)	41
Scottie Reynolds (Villanova, 2/28/07)	40
Ryan Gomes (at Providence, 2/15/05)	39
Kerry Kittles (Villanova, 2/18/95)	37
Jonny Flynn (Syracuse-BET, 3/12/09)	34
Joe Alexander (West Virginia, 3/13/08)	34
Deonta Vaughn (Cincinnati, 1/23/08)	34
Marcus Hatten (at St. John's, 2/9/02)	34
Preston Shumpert (at Syracuse, 2/19/01)	34
Reggie Williams (Georgetown, 2/11/87)	34

MOST FIELD GOALS MADE

Joe Alexander (West Virginia, 3/1/08)	14
Sam Young (Pittsburgh, 3/7/09)	13
Luke Harangody (Notre Dame, 2/13/08)	13
Kyle McAlarney (Notre Dame, 1/5/08)	13
Danya Abrams (at BC, 12/6/94)	13
Chris Mullin (St. John's, 2/11/84)	13
Eric Smith (Georgetown, 1/24/81)	13

MOST FIELD GOAL ATTEMPTS

Ryan Gomes (at Providence, 2/15/05)	29
Darius Nichols (at Syracuse, 1/16/06)	27
Allen Iverson (GU-BET, 3/11/95)	27

3- POINT FIELD GOALS

Deonta Vaughn (at Cincinnati, 1/23/08)	8
Preston Shumpert (Syracuse, 2/19/01)	8
Eric Eberz (Villanova, 2/18/95)	7

3-POINT FIELD GOALS ATTEMPTS

Jonny Flynn (Syracuse-BET, 3/12/09)	16
Jeremy Hazell (at Seton Hall, 1/3/08)	16
Scottie Reynolds (Villanova, 2/28/07)	15
Darius Nichols (at Syracuse, 1/16/06)	15
Omar Cook (at St. John's, 1/30/01)	15
Colin Falls (Notre Dame, 2/21/06)	14
Marcus Barnes (at Miami, 1/20/01	14
Lawrence Moten (Syracuse, 1/10/94)	13
Kerry Kittles (at Villanova, 2/15/94)	13

FREE THROWS MADE

Marcus Hatten (at St. John's, 2/9/02)	21
Jonny Flynn (Syracuse-BET, 3/12/09)	16
Hakim Warrick (Syracuse, 3/5/05)	15
Malik Sealy (vs. St. John's, 3/13/92)	15
Alonzo Mourning (vs. Gtown, 3/8/91)	15

FREE THROWS ATTEMPTED

Marcus Hatten (at St. John's, 2/9/02)	25
Hakim Warrick (Syracuse, 3/5/05)	22
Zendon Hamilton (St. John's, 1/8/97)	20
Ramon Rivas (vs. Seton Hall, 3/10/89)	17
Ed Pinckney (at Villanova, 2/28/84)	17

REBOUNDS

Dikembe Mutombo (vs. G'Town, 3/8/91)	27
DeJuan Blair (Pittsburgh, 2/16/09)	23
Paul Harris (Syracuse-BET, 3/12/09)	22
Michael Smith (at Providence, 1/22/92)	22
Jerome Lane (Pittsburgh, 2/21/87)	21

ASSISTS

Omar Cook (vs. St. John's, 1/6/01)	15
David Cain (at St. John's, 1/30/93)	14
Gerry McNamara (vs. Syracuse-BET, 3/9/06)	13
Levance Fields (Pittsburgh, 3/7/09)	12
Adrian Autry (at Syracuse, 2/1/94)	12
Mark Jackson (St. John's, 1/18/86)	12

OPPONENT TEAM SINGLE GAME RECORDS IN BIG EAST PLAY

MOST POINTS

vs. Syracuse (3/12/09)	6 OT, 127-117
at Syracuse (2/1/94)	108-95
Providence (1/19/91)	108-102
at Providence (1/14/87)	103-89
at St. John's (2/17/83)	98-78
at St. John's (2/2/85)	97-64

FEWEST POINTS

Villanova (2/11/02)	40-46
at Rutgers (12/7/97)	44-59
at West Virginia (1/9/99)	45-80
at Providence (2/1/82)	OT, 45-47
at Georgetown (3/3/07)	46-59
at Virginia Tech (2/17/01)	46-61
Seton Hall (1/23/99)	47-62
Seton Hall	47-78
Seton Hall	47-57
at Seton Hall (2/13/99)	48-53

FEWEST POINTS IN A WIN

Georgetown (2/3/97)	52-51
St. John's (3/4/82)	54-52
at Pittsburgh (12/4/96)	56-49
St. John's (1/2/85)	57-51
at Boston College (1/14/81)	58-57
at Georgetown (1/21/89)	59-55
3 Times (Last - Syracuse, 2/1/99)	59-42

LARGEST WINNING MARGIN

at St. John's (2/1/92)	90-57
at St. John's (2/2/85)	97-64
vs. Georgetown (3/6/85)	93-62
at St. John's (1/2/90)	93-62
vs. Syracuse (2/29/80)	92-61

MOST FIELD GOALS MADE

vs. Syracuse (3/12/09)	39
at Syracuse (2/1/94)	39
Georgetown (3/6/85)	39
Syracuse (1/3/87)	38
St. John's (2/1(2)	37
Syracuse (1/18/84)	37
Syracuse (2/29/80)	37

MOST FIELD GOAL ATTEMPTS

vs. Syracuse (3/12/09)	103
at Georgetown (1/11/97)	87
at Seton Hall (1/3/08)	84
Notre Dame (2/21/06)	82
at Syracuse (1/16/06)	81
vs. Syracuse (3/14/03)	80
Georgetown (3/6/85)	80



Villanova's Kerry Kittles and Georgetown's Dikembe Mutombo

BEST FIELD GOAL PERCENTAGE

at St. John's (1/2/90)	68.6 (35-51)
Villanova (2/23/81)	68.0 (32-47)
at Providence (1/21/84)	67.5 (27-40)
Syracuse (1/18/84)	66.0 (37-56)
at St. John's (2/2/85)	65.3 (32-49)

3-POINT FIELD GOALS

Providence (1/17/08)	14
Seton Hall (3/3/02)	14
Villanova (2/18/95)	14
at Syracuse (1/16/06)	13
at Cincinnati (1/23/08)	12

3-POINT FIELD GOAL ATTEMPTS

at Providence (1/22/92)	34
Louisville (1/28/08)	33
at Seton Hall (1/3/08)	33
Providence (2/5/02)	33
at Syracuse (1/16/06)	32
Villanova (2/2/05)	32
at Syracuse (2/3/92)	32
Providence (1/24/87)	31
Villanova (2/26/06)	30
at Pittsburgh (1/11/95)	30

3-POINT FIELD GOAL PERCENTAGE

at Notre Dame (2/17/98)	70.0 (7-10)
at Boston College (1/11/98)	64.3 (9-14)
Villanova (2/18/95)	63.6 (14-22)
at Pittsburgh(3/4/89)	62.5 (10-16)

FREE THROWS MADE

vs. Syracuse (3/12/09)	40
at Villanova (1/11/92)	37
2 Times (Last - at SJ 2/17/83)	36
at St. John's (2/9/02)	34
St. John's (1/8/97)	34
at Georgetown (2/28/90)	34
at St. John's (2/2/85)	33

FREE THROWS ATTEMPTED

vs. Syracuse (3/12/09)	51
at St. John's (2/9/02)	51
St. John's (1/8/97)	49
Providence (1/19/91)	48
at Georgetown (2/28/90)	46
at St. John's (2/17/83)	45

FREE THROW PERCENTAGE

3 Times (PC, 2/6/01)	100.0 (14-14)
at Georgetown (2/28/81)	94.7 (18-19)
St. John's (3/6/99)	93.8 (15-16)
Villanova (2/5/81)	93.8 (15-16)
at Seton Hall (3/2/85)	93.3 (14-15)

REBOUNDS

vs. Syracuse (3/12/09)	67
at Georgetown (1/11/97)	59
vs. Georgetown (3/6/85)	58
at Providence (1/22/92)	56
at St. John's (2/1/92)	54
at St. John's (2/9/02)	52
Boston College (3/3/84)	52

ASSISTS

vs. Georgetown (3/6/85)	30
at Pittsburgh (2/24/86)	29
Syracuse (3/18/84)	27

TURNOVERS

at St. John's (1/22/91)	33
2 Times (Last - UM 1/2/92)	27

STEALS

Syracuse (1/23/95)	17
at St. John's (1/27/03)	16

BLOCKS

vs. Syracuse (3/14/03)	13
at South Florida (2/16/08)	12
Georgetown (2/11/91)	12
at Rutgers (1/30/02)	11
Providence (3/5/03)	11

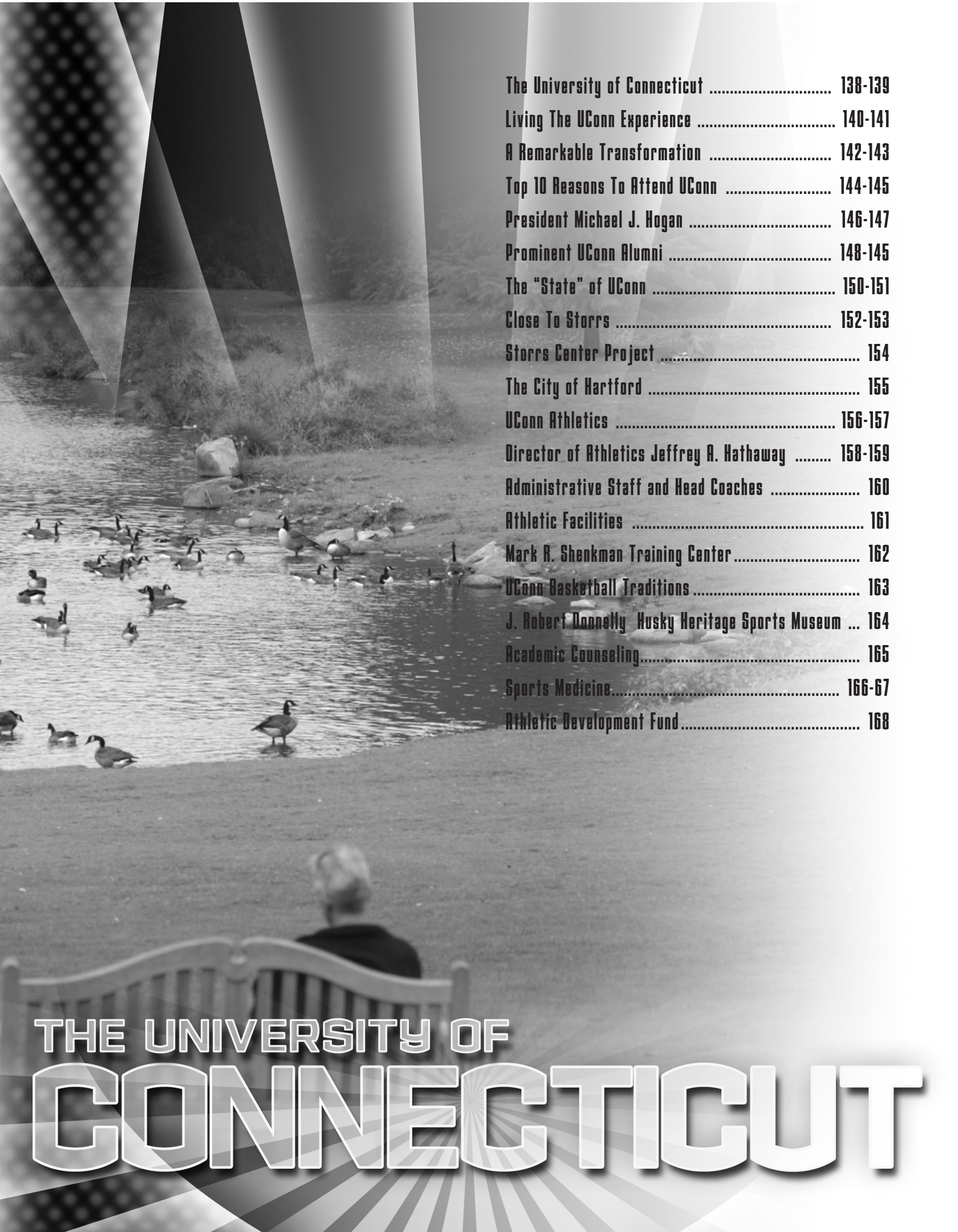

The University of Connecticut 138-139
Living The UConn Experience 140-141
A Remarkable Transformation 142-143
Top 10 Reasons To Attend UConn 144-145
President Michael J. Hogan 146-147
Prominent UConn Alumni 148-145
The "State" of UConn 150-151
Close To Storrs 152-153
Storrs Center Project 154
The City of Hartford 155
UConn Athletics 156-157
Director of Athletics Jeffrey A. Hathaway 158-159
Administrative Staff and Head Coaches 160
Athletic Facilities 161
Mark R. Shenkman Training Center 162
UConn Basketball Traditions 163
J. Robert Donnelly Husky Heritage Sports Museum ... 164
Academic Counseling 165
Sports Medicine 166-67
Athletic Development Fund 168

THE UNIVERSITY OF CONNECTICUT



Distinctions

- For 11 years running, UConn has been rated by *U.S. News & World Report* as the No. 1 public university in New England – and also ranks among the top 30 public universities in the nation.
- UConn is the only public university in New England with its own schools of law, medicine, dental medicine, and social work.
- Founded in 1881, UConn is the only public university in Connecticut to be designated a Carnegie Foundation Research University, lauded for breadth and range of research.





- The American Academy of Kinesiology and Physical Education ranks the Neag School of Education's doctoral program in kinesiology No. 1 in the nation.
- 56 UConn Health Center physicians were named in the 2008 Best Doctors list published by *Hartford Magazine.*
- *BusinessWeek* ranks UConn's School of Business MBA program in the top 20 among public institutions.
- The National Science Foundation ranks UConn in the top 15 percent of public universities in garnering research funding. Research awards to UConn faculty exceeded $194 million in 2008.

Location

- Main campus is located in Storrs, about 30 minutes from Hartford, the state's capital city, and within driving distance of Boston, New York City, and Providence.
- Campuses statewide in ideal locations at Avery Point, Waterbury, West Hartford, Stamford, and Torrington.
- UConn Health Center in Farmington and Schools of Law and Social Work in the greater Hartford area complete the University's high-quality programs available statewide.



Academic Breadth

- UConn's 14 schools and colleges offer seven undergraduate degrees in more than 100 majors.
- The University grants 17 graduate degrees in more than 90 fields of study, and provides graduate professional programs in business, dental medicine, law, medicine, pharmacy, and social work.



Impressive Faculty

- UConn's faculty members are world-renowned. Many are recognized as leaders in education, research, and scholarship.
- UConn faculty research in regenerative biology produced America's first cloned calf using non-reproductive cells, creating an international scientific and media sensation.
- UConn faculty provided pivotal leadership for the historic UConn-African National Congress Partnership.
- Faculty initiative created an unprecedented opportunity for UConn students to study at the Metropolitan Opera in New York City.
- UConn's Neag School of Education is home to the renowned National Research Center on the Gifted and Talented, the Accelerated Schools Project, and is one of 11 schools nationwide selected for the Carnegie Corporation's prestigious Teachers for a New Era initiative.
- UConn faculty collaborating across campuses, including at the Health Center, are conducting breakthrough research in such cutting-edge areas as nanotechnology, stem cell research, and fuel cell technology.
- Faculty members are dedicated to their roles as teachers, student advisors, and mentors. UConn's undergraduate summer research program offers students the opportunity to participate in original research or receive a grant to work under the direction of our renowned professors.

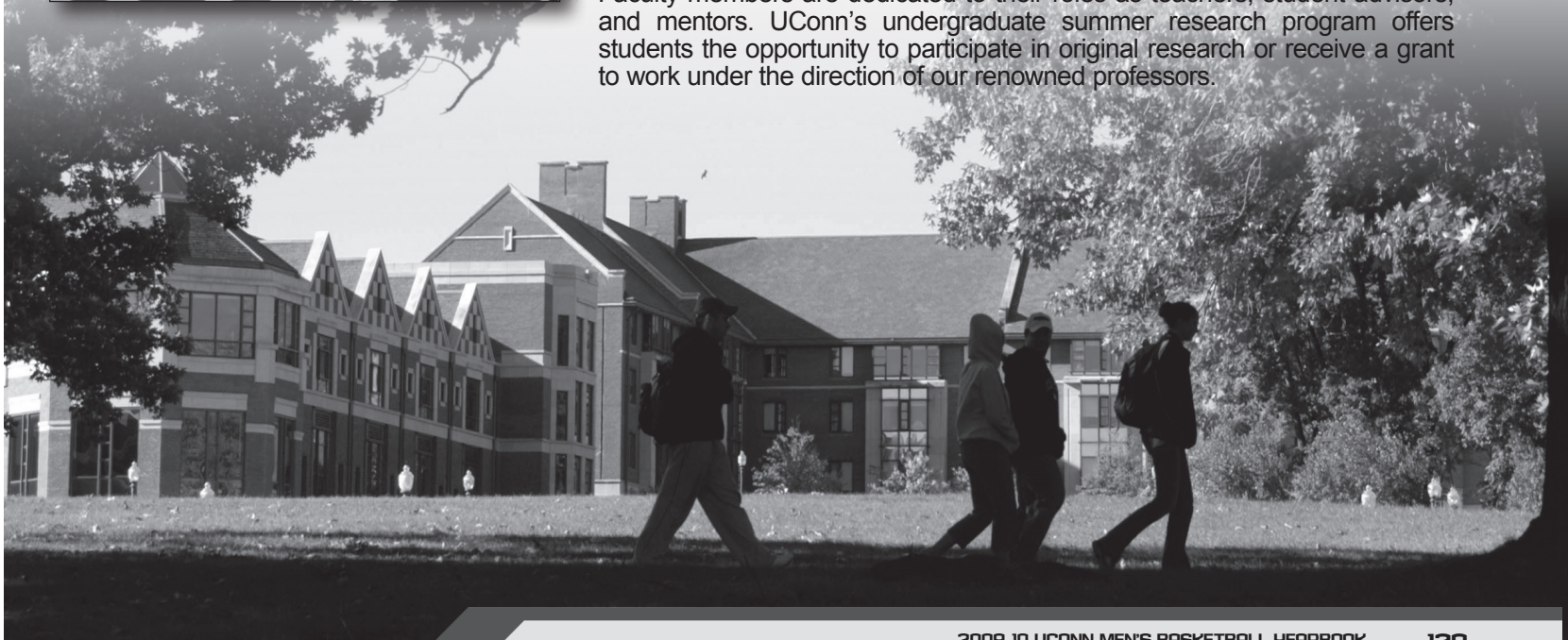

Student Quality

- More than 29,000 students enrolled, representing nearly every state in the nation and more than 100 countries.
- Average SAT scores for incoming freshmen at Storrs are up 87 points since 1996 and are now 1200.
- The 355 students UConn welcomed into its Honors Program in 2008 had an average SAT score of 1390.
- Minority freshman enrollment at Storrs and the regional campuses has more than doubled since 1995.





- Since 1995, 1,074 valedictorians and salutatorians have enrolled at all campuses. In fall 2008, 39 percent of freshmen entering the Storrs campus were ranked in the top 10 percent of their high school class and 78 percent were in the top 25 percent of their class.
- UConn is among the top 20 public universities in the nation in freshman retention rates; 93 percent of freshmen enrolled at Storrs in 2007 chose to continue their studies here in 2008.
- Nearly 50 percent of student-athletes earned a 3.0 or better grade point average last year, and 17 student-athletes had a 4.0 grade point average in the fall and/or spring semesters.

LIVING THE UCONN EXPERIENCE





Getting Involved

- UConn offers more than 400 student clubs and organizations.
- Students can choose from more than 200 Study Abroad programs in 65 countries.
- Cooperative education programs and internships integrate classroom learning and work experience in business, industry, and public service.



Attractions

- In 2008, more than 45,000 prospective students and their families embarked on tours of the UConn campus from the Lodewick Visitors Center, the gateway to the unique facilities that define the University's 4,000-acre main campus.
- Visitors may enjoy lodging, dining, and relaxing in the Nathan Hale Inn, our on-campus hotel and conference facility.
- With more than 3 million volumes, the Homer Babbidge Library is the intellectual hub of the Storrs campus. In fact, the Association of Research Libraries ranks UConn's library system the top public research library in New England.
- UConn's Jorgensen Center for the Performing Arts showcases the region's most noteworthy dramatic events. It stages professional touring attractions that range from Broadway musicals to intimate cabarets.
- The collections of the William Benton Museum of Art include more than 5,500 pieces; the museum features a gallery exclusively dedicated to presenting human rights-oriented visual arts, as well as an outdoor meditation sculpture garden.
- Housed in UConn's Museum of Natural History, the Connecticut Archaeology Center explores the natural and cultural history of southern New England.
- The J. Robert Donnelly Husky Heritage Sports Museum features photos, videos, plaques, banners, uniforms, and NCAA National Championship trophies.





A REMARKABLE TRANSFORMATION

A Campus for the 21st Century

- UConn continues to renew, rebuild and enhance the campuses through an unprecedented $2.8 billion, 20-year investment in the University's infrastructure. UCONN 2000 is the most ambitious publicly financed university building program in the country.
- Now in its 15th year, UCONN 2000 has invigorated the University's living and learning environments, helped advance faculty research, and stimulated public and private investment. This transformation revitalizes the state's future by providing the means for the University to attract high-achieving students, prestigious faculty, and funding from public grants and private donors. Before the landmark program, Connecticut had one of the highest ratios of students attending college out-of-state. Today that trend has been dramatically reversed.
- Applications have increased for the 12th consecutive year with more than 23,000 applicants competing for 3,200 seats at the main campus in Storrs and 1,100 seats at the regional campuses.
- For the fourth consecutive year, more than half of the applicants are out-of-state students. Nearly 12,000 students applied for no more than 30 percent of new student seats available to undergraduates living outside Connecticut.



The landmark UCONN 2000 construction program has created more than 9.5 million square feet of new and renovated space for research, teaching, living, and learning. Completed projects include:

- An award-winning building for the department of chemistry — the Chemistry Building is one of the best-designed buildings in the world according to the *International Architecture Yearbook*.
- New buildings for the Schools of Business and Pharmacy.
- The modern Biology/Physics Building, Information Technologies Engineering Building, and Agricultural Biotechnology Laboratory.
- Additions to the William Benton Museum of Art.
- Renovations to numerous facilities, including the Homer Babbidge Library, the historic Wilbur Cross Building, the Connecticut State Museum of Natural History, and the College of Liberal Arts and Sciences.
- Construction that includes the latest innovations in student residential communities, ranging from traditional residence halls to suites to apartments.
- Revitalized downtown campuses in Stamford and Waterbury, a sophisticated marine facility at our Avery Point campus, and new buildings at the Greater Hartford and Torrington campuses, as well as the UConn School of Law.





Forthcoming projects made possible by UCONN 2000 include:

- A $300 million expansion to the UConn Health Center that will include a stem cell research institute, renovations to large lecture halls, and renovations to the dental clinics.
- New liberal arts facilities and life sciences buildings at the Storrs campus.



TOP TEN REASONS TO ATTEND UCONN

1. Ranked Among the Top 30 Public Universities in the Country

For the 11th consecutive year, *U.S. News and World Report* ranked UConn the top public university in New England and among the top 30 public universities in the nation. The *Fiske Guide to Colleges* declares, "Quality teaching is the trademark of a UConn education." Bolstered by this national recognition and academic prestige, the value of a UConn degree continues to soar.



2. 21st-Century Amenities

Now is a tremendously exciting time to attend UConn. A $2.8 billion landmark building program is dramatically transforming the places where students live, learn, and enjoy life. Through new construction and renovation, UConn offers the latest innovations nationally in university housing and dining and extensive recreational complexes. Classrooms and laboratories are being built at a remarkable rate, placing our facilities at the forefront of public higher education and propelling UConn to a position of national prominence.



3. The Right Fit

With a student/faculty ratio of 17:1, 21,300 undergraduate students receive personal attention and tailored academic advising. UConn also offers the opportunities of a premier research university, such as hands-on experience working in labs with professors who not only teach our courses, but who also are on the cutting edge of innovation and discovery.



4. World-Class Faculty

From writers and scientists to human rights activists and historians, our more than 1,300 full-time faculty members are committed to classroom teaching. Fostering a dynamic learning environment, they share research opportunities with high-achieving undergraduates. Our faculty include English professor Regina Barreca, whose humor appears in nationally published columns, and professor of pharmacy Ben Bahr, whose revolutionary research may unlock the mysteries of Alzheimer's Disease. Amii Omara-Otunnu, holder of the first and only UNESCO chair in human rights in the United States, provides pivotal leadership for the UConn-African National Congress Partnership.



Unlimited Opportunities for Involvement

Yoga. UConn Student Television. Fraternities and sororities. Film. Marching Band. Finance Society. Skydiving. Dance Team. Community Outreach. Choosing from more than 400 clubs and volunteer organizations, UConn students actively participate in campus and community life. Our students make governing decisions, plan events, organize intramural teams, host their own radio shows – and so much more.



Outstanding Residential Facilities

UConn has among the highest percentage of students living on campus of any major public university in the country. Residential life at UConn offers a distinct sense of community, as well as many social and cultural opportunities. We offer new students a range of dining options and accommodations, while offering upper-division students the latest in suite-style and apartment living. Fully wired residence halls come complete with study rooms, computer labs, and lounge areas.



More Than 100 Majors

Choices abound. Whether it's education, engineering, English, or environmental science, UConn has something for everyone. Students select an established major or design an individualized plan of study to meet their specific needs. UConn takes pride in offering all students, including those enrolled in our distinctive Honors Program, the opportunity to pursue a major in any of the University's 100+ programs of study. In addition to academic advisers, online study tools, and tutorial centers, UConn offers career counseling workshops, Study Abroad programs, and internships that offer valuable experience. The University of Connecticut offers many academic choices, yet remains committed to providing students with the support needed to help them achieve their goals.



An Exceptional Educational Value

Kiplinger's Personal Finance ranks UConn in the top 40 for best value in public colleges. Whether your long-range goals are preparing for a career, pursuing a graduate degree, or attending medical or law school, "students can receive a stellar education without graduating with a mountain of debt". UConn has a variety of programs to help many students financially, ranging from merit scholarship opportunities to need-based financial aid packages, all designed to support a large number of qualified students. The University also has many part-time campus jobs with flexible hours that help students earn extra spending money or build their résumé with hands-on work experience.



Location, Location, Location

With our main campus in Storrs, we're a major academic institution that values its small-town roots. Students enjoy the familiarity of an intimate academic institution, while being just a short drive from major cities. UConn's regional campuses are strategically placed across the state in Avery Point, Farmington, Stamford, Torrington, Waterbury, and West Hartford, offering a quality education to meet our students' distinct needs.



Huskymania

Division I in all sports, we have a variety of men's and women's varsity athletics. Home of Huskymania, sports at UConn include baseball, basketball, cross country, field hockey, football, golf, ice hockey, lacrosse, rowing, soccer, softball, swimming and diving, tennis, indoor and outdoor track, and volleyball. Since 1995, UConn athletic teams have captured nine NCAA national championships, including unprecedented dual men's and women's basketball championships in 2004 —the first University to do so in NCAA Division I history. UConn's standard of athletic excellence extends to the gridiron, where the Huskies — 2007 BIG EAST Champions — play for sell-out crowds of 40,000 roaring football fans at the ultra-modern Rentschler Field.



PRESIDENT MICHAEL J. HOGAN

Michael J. Hogan was appointed the 14th president of the University of Connecticut in September, 2007. From the beginning, his administration has been marked by broad consultation with the UConn family, including faculty, students, parents, trustees, alumni, donors, staff, legislators, and friends of the University throughout the public and private sectors.

Since arriving at UConn, President Hogan has established strategic initiatives that continue to move UConn along an upward trajectory as one of the top public research and teaching universities in the nation. These initiatives include strengthening UConn's research enterprise and enhancing its portfolio of sponsored research, building more top-notch graduate programs, continuing to advance UConn's outstanding undergraduate programs, and forging new partnerships with public and private constituents throughout the State of Connecticut, and beyond.

President Hogan came to UConn from the University of Iowa where he was the Executive Vice President and Provost and F. Wendell Miller Professor of History. Prior to his appointment at Iowa, he spent 18 years at Ohio State University where he served as chair of the Department of History, as dean of the College of Humanities, and as executive dean of the Colleges of the Arts and Sciences.

His career as a History faculty member also included nine years at Miami University, service at Stony Brook University, and at the University of Texas in Austin.



President Hogan and members of the UConn Board of Trustees pose for a group photo at their June, 2009 meeting.

Born and raised in Waterloo, Iowa, President Hogan earned his B.A. degree at the University of Northern Iowa, where he majored in English with minors in history and classics; his M.A. and Ph.D. degrees were conferred by the University of Iowa.

A specialist in the history of American diplomacy, President Hogan is the author or editor of nine books and a host of scholarly articles and essays. His publications include

The Marshall Plan: America, Britain, and the Reconstruction of Western Europe, 1947-1952 (Cambridge, 1987), which received the Stuart L. Bernath Book Award of the Society for Historians of American Foreign Relations, the George Louis Beer Prize of the American Historical Association, and the Quincy Wright Prize of the International Studies Association.

His most recent books include A Cross of Iron: Harry S. Truman and the Origins of the National Security State, 1945-1954 (Cambridge, 1998), and his edited volume, Paths to Power: The Historiography of American Foreign Relations to 1941 (Cambridge, 2000).

President Hogan has been a fellow at the Harry S. Truman Library Institute and the Woodrow Wilson International Center for Scholars, and has served as Louis Martin Sears Distinguished Professor of History at Purdue University. For 15 years he was editor of Diplomatic History, an international journal of record for specialists in diplomacy and foreign affairs. He has served on numerous editorial boards and as vice president and president of the Society for Historians of American Foreign Relations.

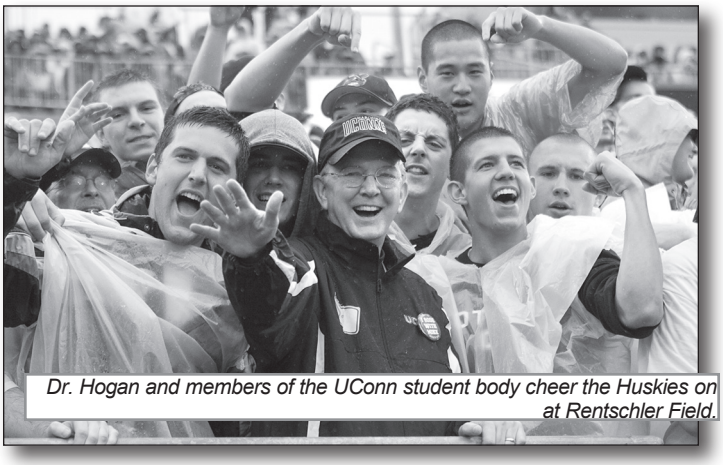

Dr. Hogan and members of the UConn student body cheer the Huskies on at Rentschler Field.



President Hogan meets members of the UConn ROTC program that have served overseas in Iraq and Afghanistan.

He has also served on the U. S. Department of State's Advisory Committee on Diplomatic Documentation, which he chaired for three years, and also as a consultant for a number of BBC documentaries and for the PBS special George C. Marshall and the American Century.

President Hogan met his wife, Virginia, while in graduate school at the University of Iowa, where she also earned her M.A. degree. They have four children and seven grandchildren, and counting. President Hogan's sister, Sally, resides with her husband in Farmington, Conn.

President Hogan congratulates football and track and field student-athlete Ellis Gaulden at commencement exercises in May, 2008.



PROMINENT UCONN ALUMNI

● 2004, 1999 NCAA National Champions ● 2009, 2004, 1999 NCAA Final Four ●


Andy Bessette '75


James Calhoun '89


Doug Elliott '82

Jim Abromaitis '79, '82
Executive Director
Capital City Economic Development Authority
Former basketball player

Matthew Adiletta '85
Director of Communication and Infrastructure and Architecture
Intel, Inc.

Rick Baran '93 Law, Graduate
Executive Vice President, Chief Financial Officer
CBS Television Stations

Alan Bennett '69
Noted pharmaceutical and medical device attorney

Andy Bessette '75
Former men's track and field All-American
Executive Vice President and Chief Administrative Officer
The Travelers Companies, Inc.

Doug Bernstein '85
Founder
Melissa and Doug Toys, LLC

Kevin Bouley '80
President and CEO
Nerac, Inc.

Roy Brooks '72
Warren Distinguished Professor of Laws
University of San Diego

Martin Buzas '58
Senior Geologist and Curator
Department of Paleobiology
National Museum of Natural History Smithsonian Institution

James Calhoun '89
President, Dockers Brand
A Division of Levi Strauss, Inc.

Michael J. Callahan '95 Law
Executive Vice President, General Counsel and Secretary
Yahoo!, Inc.

Franklin Chang-Diaz '73
Retired NASA astronaut who is a veteran of seven space flights

Robert Cizik '53
Former Chairman of the Board/ Chief Executive Officer of Cooper Industries Inc.

Dale R. Comey '64
Former UConn basketball player
Executive Vice President
ITT Corporation (retired)

Bill Congdon '75
Publisher of Popular Mechanics magazine

Joe Courtney '78 Law
United States Congressman
Second District – Connecticut

Scott Cowen '68
Former UConn football player
President, Tulane University

Marc D'Amelio '91
Founder and CEO
Madsoul Clothing, Inc.

Dawn Denvir '81
Chief of Organizational Learning and Development
Division of Human Resources, UNICEF

John DeStefano '77, '80
Mayor, City of New Haven, Connecticut

Robert Diamond '77 MBA
Chief Executive Officer
Barclays Bank (England)

Chris Donovan '69
Television producer
Emmy-award nominee for "Dinner for Five"

Jennifer Dorn '77 (Graduate)
President and CEO
National Academy of Public Administration

Walt Dropo '48
1950 American League Rookie-of-the-Year with the Boston Red Sox
Owner of family fireworks business

Kathleeen Dudzinski '89
Founder, Dolphin Communication Project

Charles Duelfer '74
Noted United Nations and CIA Weapons Inspector

Herb Dunn '61
Senior Vice President, Smith-Barney Co. (retired)

Doug Elliot '82
President and Chief Executive Officer
Hartford Steam Boiler Inspection and Insurance Company
Former baseball player

Bill Finch '79
Mayor
City of Bridgeport, Conn.

Robert W. Fiondella '68
Chief Executive Officer (Retired)
Phoenix Home Life Mutual Insurance Co.
Founding Principal
JEROB Enterprises, LLC

Mark E. Freitas '81
President and Chief Operating Officer, Frank Crystal and Company, Inc.

Patricia Gallup '79
Chairman and CEO of PC Connection, Inc.

J. Robert Galvin '96 MPH
Commissioner
Connecticut Department of Public Health

Sam Gejdenson '71
Former United States Congressman,
2nd District, Connecticut

Roger A. Gelfenbien '65
Former Chairman, University of Connecticut
Board of Trustee
Managing Partner of Andersen Consulting, Inc. (retired)

David Grimaldi '79
Curator of Invertebrate Zoology
Museum of Natural History
New York, N.Y.

Eunice Groark '65
First female Lieutenant Governor of Connecticut (1991-95)

Richard J. Grossi '57
President and CEO
United Illuminating (Ret.)
Executive Director
Science Park Development Corporation

Edward A. Horrigan, Jr. '50
President and CEO of R.J. Reynolds (retired)
Former football player

Samuel Jaskilka '42
Four-Star General (retired)
Commandant of United States Marine Corps

Ned Kahn '82
Nationally-prominent sculptor and scientist

Robert Kaplan '73
Editor, Atlantic Monthly

Tom Keegan '84
Co-producer of Broadway show "Little Women"
Animator, "Blues Clues" children's television series

Wally Lamb '72, '77
Best-selling author

David M. Lee '55 (Graduate)
1996 Co-Winner of Nobel Prize for Physics

Georgina I. Lucas '70
Former Vice President
Travelers Insurance Company

David P. Marks '69, '71
President and Chief Investment Officer
MEMBERS Capital Advisors

Myles Martel '65
President, Martel and Associates, Villanova, Pa.
Highly-recognized leadership communication advisor

Michael Maslin '76
Cartoonist, New Yorker magazine

Richard Mastracchio '82
Mission specialist for NASA who flew his second mission, on the Space Shuttle Endeavor in August of 2007

Anita Bevacqua McBride '81
Former Assistant to the President of the United States
Chief of Staff for the First Lady

Aaron Ment '58
Chief Court Administrator (retired) of the Connecticut Judicial System


Mark E. Freitas '81


Patricia Gallup '79

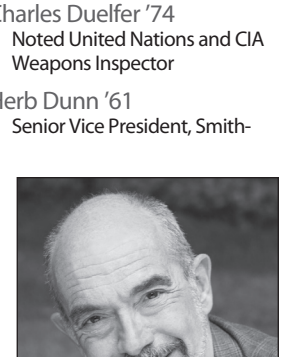
Wally Lamb '72, '77


Irina Moore '04 MBA

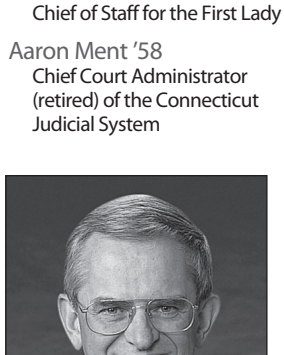
Denis J. Nayden '76

● Ten BIG EAST Regular Season Championships ● Six BIG EAST Tournament Championships ●

Irina Moore '04 MBA
Vice President of Risk Management
GE Money, Inc.

Christopher Murphy '02 Law
United States Congressman
Fifth District – Connecticut

Kathleen Murphy '87 J.D.
Chief Executive Officer
ING US Wealth Management

Randal Nardone '80
CEO and Co-Founder
Fortress Investment Group, LLC

Denis J. Nayden '76
Managing Partner
Oak Hill Captial, Inc.
Member of University of Connecticut Board of Trustees

Kevin O'Connor '92 Law
Former Associate Attorney General of the United States

Ron Paolillo '72
Accomplished actor, best known in role of "Horshack" in the hit TV series "Welcome Back Kotter"

Les Payne '64
Nationally-known columnist
Pulitzer Prize Award Recipient

Joseph W. Polisi '69
President of the Juilliard School
New York City

Narissa Ramdhani '90 M.A.
Chief Executive Officer
Ifa Lethu Foundation
Groenkloof, South Africa

William Ratchford '56
Former United States Congressman

Gen. Robert RisCassi '58
Retired Vice Chief of Staff of the United States Army

Thomas D. Ritter '77
Former Speaker of the House of Representatives
State of Connecticut
Member of University of Connecticut Board of Trustees

William P. Robinson '71 (Master's)
Associate Justice
Rhode Island Supreme Court

Lewis B. Rome '54, '57 LLB
Former Chairman
University of Connecticut Board of Trustees
Partner, Rome Smith & Assoc.

David Rudman '85
Voice of many characters on TV's Sesame Street

Carolyn Runowicz '73
Director, Carole and Ray Neag Comprehensive Cancer Center
University of Connecticut Health Center
Former President, American Cancer Society

Harriet Sanford '79 (Master's)
President/Chief Executive Officer
National Education Association Foundation

John C. Severino '59
Former UConn football player
Former President of CBS Television Stations

Mark R. Shenkman '65
President, Shenkman Capital Management, Inc.

Patrick J. Sheehan '67
Vice President, A.G. Edwards & Sons

Peter Tesei '91
First Selectman
City of Greenwich, Conn.

Huw Thomas '86 (Pd.D.)
Dean, University of Alabama-Birmingham
School of Dentistry

William Trueheart '66
Former President of Bryant College, Smithfield, R.I.

Paige Turco '88
Television and Film Actress

David Ushery '89
Anchor and Reporter
WNBC-TV, New York

Li-Chyi Wen '93, '96
Deputy Director
Energy and Environmental Research Center
Taiwan World Trade Organization

John Yearwood '86
World Editor, Miami Herald

Dona D. Young '80 Law
Chairman, President and Chief Executive Officer
The Phoenix Companies, Inc. (Ret.)

UConn Alumni In Professional and College Athletics

A number of UConn alumni, some of who are former student-athletes, have established prominent careers working in the sports industry.

Glenn Adamo '77
Vice President of Media Operations NFL

Mike Aresco '76 Law
Senior Vice President of Programming CBS Sports

Celia Bobrowsky '80
Director of Community Affairs
Major League Baseball

Janna Blais '93
Associate Athletic Director
Senior Women's Administrator
Bowling Green St. University
Former softball player

Leigh Ann Curl '85
Head Team Orthopedic Surgeon
Baltimore Ravens
Former UConn women's basketball student-athlete

John Dorsey '84
Former UConn Football All-American and NFL standout with the Green Bay Packers
Director of College Scouting for the Packers

Charlie Eshbach '74
President and General Manager Portland (Maine) Sea Dogs (Double-A Affiliate of Boston Red Sox)
Former President, Eastern League

Bill Geist '92 MBA
Senior Vice President, Finance Programming and Ad Sales – ESPN, Bristol, Conn.

Bill Holowaty '67
Head Baseball Coach
Eastern Connecticut State University
Four-time NCAA Division III National Champions

Kirk Ferentz '78
Head Football Coach
University of Iowa

Karl Hobbs '85
Head Men's Basketball Coach
George Washington University

Dan Iassogna '91
Major League Baseball Umpire

Matt Kenny '97
Vice President, Field Sales
Disney and ESPN Media Networks

Leigh Montville '65
Nationally known sportswriter and author

Rebecca Lobo '95
Former women's basketball All-American and Academic All-American
ESPN Announcer
Member, UConn Board of Trustees

Dave Ogrean '74
Executve Director
USA Hockey

Tom Penders '67
Head Basketball Coach
University of Houston

Steve Pikiell '90
Head Basketball Coach
Stony Brook University

Jim Reynolds '91
Major League Baseball Umpire

Jennifer Rizzotti '96
Head Women's Basketball Coach
University of Hartford

Chris Sienko '88
General Manager, Connecticut Sun, WNBA

Michael Soltys '81
Vice President for Domestic Network Communications ESPN

Judy Walden Scarafile '71
President
Cape Cod Baseball League


Li-Chyi Wen '93, '96


David Ushery '89


Paige Turco '88


Les Payne '64


Thomas D. Ritter '77


Carolyn Runowicz '73


Mark R. Shenkman '65

THE "STATE" OF UCONN



Contributing to the Economic Health of Connecticut

- The University of Connecticut contributes every day to Connecticut's economic vitality and to the quality of life of state residents through research, teaching, public service, and a broad range of programs and initiatives.
- Ongoing operations at UConn add $2.3 billion to Connecticut's gross domestic product annually.
- More than 29,000 jobs are generated in the state by the University.
- Every state dollar allocated to UConn results in a $5.05 increase in Connecticut's gross domestic product — a 505% return on investment.
- As a result of UConn and the UConn Health Center's combined operations, Connecticut's state coffers realize a net financial gain of more than $76 million annually.





Partnering with Businesses

- Through mutually beneficial collaborations, Fortune 500 corporations, business owners, UConn faculty, and students are coming together to raise Connecticut's competitiveness to an unprecedented level.
- More than 5,000 UConn alumni hold senior executive positions in Connecticut businesses.
- Connecticut's businesses experience $3.2 billion in new sales as a result of UConn's ongoing operations.

Advancing Research and Innovation

- Faculty research at UConn provides direct benefits to the Connecticut economy in the form of job creation, new business development, and an enhanced quality of life for its citizens.
- In 2008, UConn received nearly $200 million in sponsored research grants and awards.
- At the School of Engineering, current and former faculty members have amassed more than 240 patents representing innovative tools and technologies that are changing the technological landscape.
- More than 100 research centers and institutes serve UConn's teaching, research, diversity, and outreach missions.



Supporting the Community

- Through hundreds of outreach programs and alliances with agencies on the local, state, and federal levels, the University makes a profound and positive impact on the lives of Connecticut residents.
- Students contribute thousands of hours through unpaid internships, providing free services to those in need.
- Faculty researchers volunteer their expertise in finding solutions to society's environmental, technological, and health concerns.
- Funding from federal and private sources sponsors valuable scholarly studies of important civic issues.

Promoting Arts, Culture and Husky Pride

- State residents derive benefit from exciting, culturally rich attractions through the University's remarkably diverse range of museums, performing arts venues, and recreational programs. At the same time, unified pride in UConn athletics — "Huskymania" — has drawn fans from across the state and region to attend games, boosting demand for UConn-branded products and encouraging corporate support.
- Since 1986, worldwide licensing of Husky products has generated more than $200 million in retail sales.
- More than 1 million people attended public events on UConn campuses statewide in 2008.
- More than 2/3 of Connecticut's general population believes that having a strong UConn is vital to the future of Connecticut's economy.

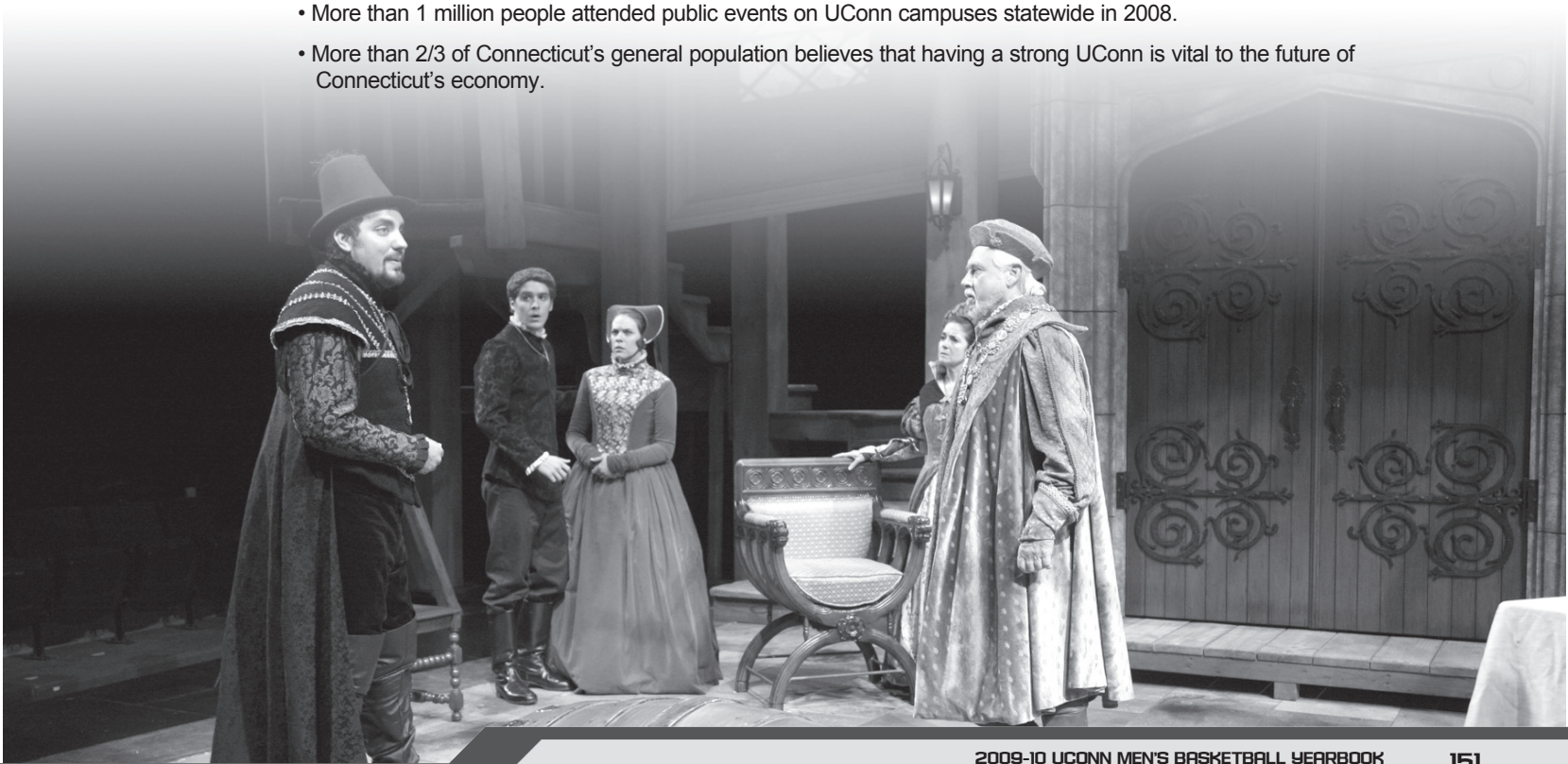

In addition to all that the city of Hartford and the state of Connecticut has to offer, the region within two hours of Storrs is ripe with cultural and entertainment possibilities.

SPRINGFIELD (47 miles)

The Naismith Memorial Basketball Hall of Fame is located less than an hour from Storrs in Springfield, Mass., just minutes from the YMCA where Dr. James Naismith invented the game in 1891. A must-see for any fan of the hardwood, the Hall of Fame reopened in the fall of 2002 in a brand new $45 million home just off of Interstate 91 in Springfield. The pinnacle of any basketball career, the hall's long list of inductees now includes UConn men's basketball coach Jim Calhoun, a 2005 inductee, and women's basketball coach Geno Auriemma, a 2006 inductee. Once you finish your tour of the Hall of Fame, Springfield's neighboring suburb of Agawam is the home of Six Flags New England, the region's largest amusement park.





NEW YORK CITY (142 miles)

The United States' largest city and "the media capital of the world," New York City is located approximately two hours from Storrs and offers a wide array of cultural opportunities. From the glitter of Times Square, to the vast expanse of Central Park, to the majestic skyline, New York City is an incomparable destination and one that can be easily reached by the Metro-North train lines that run into southern Connecticut. UConn students also enjoy the city's active sporting landscape. The BIG EAST Conference men's basketball tournament, played every March at fabled Madison Square Garden, is one of the country's premier collegiate conference championship events. The New York metro area also boasts 10 major professional sports franchises, including the NFL's New York Jets and Giants, Major League Baseball's New York Mets and Yankees, the NBA's New York Knicks and New Jersey Nets, the NHL's New York Islanders, New York Rangers and New Jersey Devils and the WNBA's New York Liberty.



● Ten BIG EAST Regular Season Championships ● Six BIG EAST Tournament Championships ●





BOSTON (86 miles)

The birthplace of the American Revolution, Boston's historic Freedom Trail is a living history textbook, covering everything from the Battle of Bunker Hill to the midnight ride of Paul Revere. Meanwhile, the city blends its old world charm with a cosmopolitan new world attitude that is evidenced by some of the trendier shops and restaurants that line both historic Faneuil Hall Marketplace and the Back Bay's Newbury Street. One of the world's foremost centers of education, Boston is home to over 50 colleges and universities; perhaps the entire world's most concentrated collection of colleges. The greater Boston area also includes the summer beach resorts on Cape Cod and the islands of Nantucket and Martha's Vineyard. A hub of sporting activity, the 2004 and 2007 World Series Champion Boston Red Sox have called fabled Fenway Park home since 1912. The 2008 NBA Champion Boston Celtics ad the NHL's Boston Bruins also call Beantown home while the 2002, 2004 and 2005 Super Bowl Champion New England Patriots and MLS' New England Revolution play outside of the city in Foxboro's Gillette Stadium.

PROVIDENCE (51 miles)

Rhode Island's capital city shows that one of the nation's smallest states also has plenty to offer its visitors. The multi-cultural capital city, which dates back to 1636, is the Ocean State's centerpiece. The best known hamlet on the Rhode Island shore, the ocean town of Newport is world famous for its mansions and is a popular vacation destination for those seeking aquatic activities. Newport's renowned music festival is also a well-attended annual event.





THE STORRS CENTER PROJECT

Main Street is the heart and the soul of a community, a place to meet friends for dinner before the game, to run daily errands, to enjoy the local music scene, or to buy a newspaper to read while sipping your morning coffee. Main Street is the magic that can transform a street into a neighborhood, buildings into a village or a small town into a regional destination.

In 2001, the Town of Mansfield teamed with UConn to form the Mansfield Downtown Partnership and set about creating its own "Main Street" area, Storrs Center. Storrs Center will be a mixed-use town center and main street corridor at the crossroads of the Town and the University. Located along Storrs Road/Route 195 adjacent to the University, the Town Hall, E.O. Smith High School, and the Mansfield Community Center, Storrs Center will include a town square, pedestrian-oriented streets, small lanes, and public spaces. There will be a variety of shops, restaurants, cafés, and residential options, which will attract all ages and interests and provide spaces for the community to gather.

The Mansfield Downtown Partnership and master developer LeylandAlliance have worked diligently to make the vision of Storrs Center a reality. Some of their recent progress includes the receipt of major pre-construction approvals from the Mansfield Planning and Zoning Commission, the Connecticut Department of Environmental Protection, the U.S. Army Corps of Engineers and the State Traffic Commission.

As progress continues, excitement about the project has steadily grown. The Partnership has garnered support from a variety of Mansfield residents, as evidenced by its 400 members. Another sign of the broad support this project enjoys is the over $18 million in state and federal funding the Storrs Center project has received. Mansfield residents, local, state, and regional officials, and proponents of sustainable development, such as 1,000 Friends of Connecticut and CT Main Street Center, all recognize the value the new downtown will bring to the town, region, and state.

With major approvals in hand and a significant amount of grant monies received, the Partnership and LeylandAlliance are continuing to prepare for the beginning of construction. Negotiations between LeylandAlliance and prospective tenants are on-going. In addition to leasing agreements, other pre-requisites to construction include parking commitments for the first phase and financing commitments, both private and public.

For more information, please visit www.storrscenter.com or contact the Mansfield Downtown Partnership at 860-429-2740 or mdp@mansfieldct.org. A list of Frequently Asked Questions is available on the Partnership's website, www.mansfieldct.org.



It has long been known as the "Insurance Capital of the World" and it serves as a daily busy hub for some of the most dynamic corporations in the nation. It also serves as the home for UConn football at Rentschler Field and a home-away-from-home for the UConn men's and women's basketball teams at the XL Center.

The City of Hartford, Connecticut's state capital, and the Greater Hartford region are ranked highly for workforce productivity, accessibility, income levels, technology, education, the arts and heritage. Hartford is resource-rich with desirable residential real estate, communications, infrastructure, parkland and nature trails, health care and pubic safety.

The city serves as the headquarters for several Fortune 500 companies, including United Technologies Corporation, The Hartford Financial Services Group, Aetna, Inc., and Northeast Utilities. Hartford employs seven times more people in the insurances field than the average metropolitan area. Among those employers are Aetna, Hartford Steam Boiler, ING, CIGNA, Travelers and The Phoenix Companies.

Hartford has also attracted many significant businesses in other industries including aerospace, precision machinery, information technology and health and medical. Four of the nations Top 25 Companies For Executive Women, as recognized by Executive Female, are located in Hartford.

The newest attraction in downtown Hartford is the Connecticut Science Center, which opened in the spring of 2009. The 144,000-square foot facility has 150 hands-on exhibits, a state-of-the-art 3D digital theater, four educational labs, plus daily programs and events.

The Connecticut Convention Center opened in 2005. The $230 million, 1.6 million-square-foot convention facility is another one of a series of projects that is bringing new life to the city.

Hartford ranks among the top six percent of North American regions for the arts. Greater Hartford is home to nearly 200 arts, cultural and heritage organizations, including the Bushnell Center for the Performing Arts, the Hartford Stage company, the Connecticut Opera, the Wadsworth Atheneum Museum of Art and the Mark Twain House and Museum Center.

One of the hubs of downtown activity in Hartford is the XL Center, which is also the home facility for the Hartford Wolfpack of the American Hockey League. Each year, the finest golfers in the world compete at The Travelers Championship, which is played at Cromwell's Tournament Players Club at River Highlands and is part of the PGA Tour's FedEx Cup.





UNIVERSITY OF CONNECTICUT

ATHLETICS

The UConn men's basketball team celebrates winning the 2009 NCAA West Regional.

The UConn Division of Athletics sponsors 24 sports that compete on the NCAA Division I level and is a member of the BIG EAST Conference. UConn has won nine NCAA Championships since 1990 and has won 88 BIG EAST regular season or tournament championships.









All-American Mike Rutt helped lead the men's indoor track and field team to the 2009 BIG EAST Championship.

All-American Carin Knight and the women's indoor track and field team won the 2009 BIG EAST title.

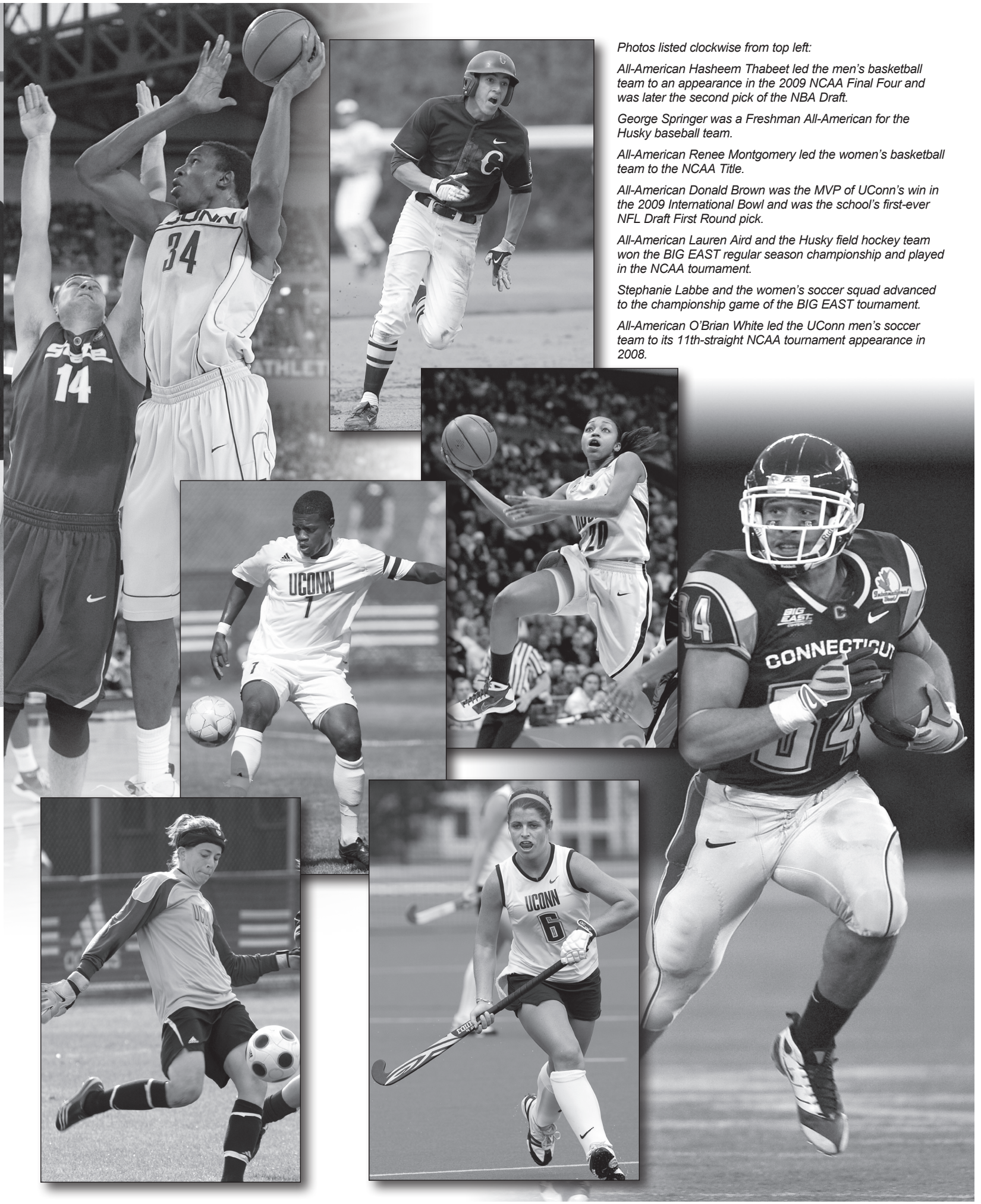

Photos listed clockwise from top left:

All-American Hasheem Thabeet led the men's basketball team to an appearance in the 2009 NCAA Final Four and was later the second pick of the NBA Draft.

George Springer was a Freshman All-American for the Husky baseball team.

All-American Renee Montgomery led the women's basketball team to the NCAA Title.

All-American Donald Brown was the MVP of UConn's win in the 2009 International Bowl and was the school's first-ever NFL Draft First Round pick.

All-American Lauren Aird and the Husky field hockey team won the BIG EAST regular season championship and played in the NCAA tournament.

Stephanie Labbe and the women's soccer squad advanced to the championship game of the BIG EAST tournament.

All-American O'Brian White led the UConn men's soccer team to its 11th-straight NCAA tournament appearance in 2008.



DIRECTOR OF ATHLETICS

JEFFREY HATHAWAY

Jeffrey A. Hathaway has played a vital role in the success story of athletics at the University of Connecticut for 18 of the past 20 years.

Hathaway is in his seventh year as Director of Athletics at UConn and he was the Executive Associate Director of Athletics at the school from 1990-2001.

In his only two years away from the Storrs campus, Hathaway enjoyed a successful tenure as the Director of Athletics at Colorado State University from 2001-03.

His first six years as UConn's Director of Athletics have arguably been the most successful in school history.

During the 2008-09 academic year, the women's basketball team won the NCAA Championship with a spotless 39-0 record, the men's basketball team advanced to the NCAA Final Four and the football team won the International Bowl as the team made its first-ever consecutive bowl appearance. The field hockey team won the BIG EAST Championship and advanced to the NCAA tournament and the men's soccer team also made NCAA play while the men's and women's indoor track and field teams each won BIG EAST Championships.

Hathaway also directed UConn to reach an agreement with IMG College, a division of IMG Worldwide, during the 2008-09 academic year. This 10-year athletics multi-media rights partnership is worth more than $80 million in guaranteed payments to the University.

In 2007-08, UConn successfully completed the NCAA certification process. The institution was previously certified, once every 10 years as set forth by the NCAA, in 1998. Hathaway provided leadership for a comprehensive, year-long self study of the operations in the Division of Athletics, a site visit by a peer review team, a NCAA certification committee's review of the self-study and a report by the peer review team.

The Division also reached new long-term agreements with two of its media partners in recent years – Connecticut Public Television for women's basketball and WTIC radio for football and men's and women's basketball. UConn also completed a landmark ten-year, $46 million corporate partnership agreement with Nike, Inc. to exclusively provide footwear, apparel and equipment for Husky athletics.

In addition to his leadership role at UConn, Hathaway began a five-year term in 2007-08 on the prestigious NCAA Division I Men's Basketball Committee representing the BIG EAST Conference. As a member of the ten-person committee, Hathaway takes part in the selection and administration of the NCAA Men's Basketball Championship and the administration of the CBS television contract. He is only the fourth individual in the history of the BIG EAST Conference to serve on the committee, joining Dave Gavitt, Jake Crouthamel and Mike Tranghese.

Hathaway is a member of the Division I-A Athletic Directors Association Board of Trustees and on the Executive Committee of the National Association of Collegiate Directors of Athletics (NACDA).

Some significantly historic achievements have occurred during Hathaway's time as Director of Athletics. UConn became the first school to win the NCAA Division I men's and women's basketball championships in the same year (2004) and the football team was victorious in its first ever bowl game - the 2004 Motor City Bowl.

Private fundraising for UConn athletics continues to provide exceptional academic and athletic opportunities for student-athletes as more than $85 million has been raised during Hathaway's tenure as Director.

UConn secured a gift of $2.5 million from alumnus Mark Shenkman in 2004 for the building of the Mark R. Shenkman Training Center, an intercollegiate and recreational services facility that serves the entire university community.

Under Hathaway's guidance, the Division of Athletics received the University's Environmental Leadership Award for the construction of The Burton Family Football Complex and the Mark R. Shenkman Training Center. The two

buildings are the University's first projects certified as meeting the Leadership in Energy and Environmental Design (LEED) standards for "green" buildings. At its 13th annual awards ceremony in March of 2008, the Connecticut Real Estate Exchange presented UConn with the "Green Building Award" for these environmentally-friendly facilities.

In his role as Director, Hathaway also oversees UConn's Recreational Services program. Serving the entire University community, approximately 580,000 individual uses were logged last year, reflecting the popularity of the diverse health and fitness offerings to students, faculty and staff.

Hathaway leads a head coaching staff that is one of the most experienced in the country. UConn has 13 head coaches that have been in their current position 10 or more years as of the 2009-10 academic year, including women's basketball coach Geno Auriemma (25th year in 2009-10), men's basketball coach Jim Calhoun (24th) and football coach Randy Edsall (11th). The University recently completed long term contract extensions with Auriemma and Edsall. UConn has the distinction of being the only school in the nation with two active Naismith Memorial Basketball Hall of Fame coaches in Calhoun (Class of 2005 inductee) and Auriemma (Class of 2006 inductee).

Hathaway was also a key factor in the opening of Rentschler Field in 2003 – the country's newest and most modern BCS college football facility.

During Hathaway's career, he has always made the student-athlete the top priority.

In the spring and fall semesters of the 2008 calendar year, UConn's student-athletes excelled in the classroom as nearly 50% of the 650 student-athletes achieved a 3.0 "B-or better" semester grade point average. In addition, the Division of Athletics has consistently maintained a 99 percent retention rate among its student-athletes.

"My focus is on the student-athlete," says Hathaway. "That's the most important part of our program. Our primary mission is the continued academic success of our student-athletes. The challenge is to identify people early in the process and assist them in charting a career path. In addition, we want to provide a quality experience in intercollegiate athletics for our student-athletes."

The University of Connecticut was saluted for its community service efforts by the National Consortium for Academics and Sports (NCAS) for the third consecutive year for its community service efforts. UConn was also honored by the NCAS in 2006 and '07 for its efforts to assist former student-athletes in earning their college degree.

In the 2006-07 academic year, Hathaway served on University search committees to hire President Michael J. Hogan, Vice President/ Chief Operating Officer Barry Feldman and Executive Director of the Alumni Association Lisa Lewis.

Hathaway's leadership has earned him respect and recognition both on the national and local levels.

He was one of four finalists for the "Athletic Director of the Year" in the spring of 2008 at the inaugural Sports Business Awards by Street and Smith's Sports Business Journal.



UConn Director of Athletics Jeffrey Hathaway and members of the 1958 Yankee Conference championship team last year at its 50th anniversary reunion.

In the summer of 2007, Hathaway was honored by NACDA as the AstroTurf Athletic Director of the Year for Division I-A in the Northeast region (which includes the New England states and New York, Pennsylvania, Ohio and New Jersey).

In 2004, *The Sporting News* named Hathaway to its "Power 100 List" - comprised of the 100 most powerful people in sports. He received the Joseph J. Fontana Distinguished Service Award from the Connecticut High School Coaches Association in the spring of 2005. In the winter of 2006, Hathaway received the General Robert R. Neyland Outstanding Athletic Director Award from the All-American Football Foundation.

During his tenure at both Colorado State and UConn, he was a member of the NCAA Division I Championships/Competition Cabinet, as well as the Postseason Football Licensing Subcommittee, which is responsible for issues involving postseason football competition and the certification of bowl games.

On the conference level, Hathaway is the chair of the BIG EAST Athletic Directors Executive Committee through November of 2009. He is also past chairman of the BIG EAST Championship and Competition Committee as well as the league's Finance Committee.

Hathaway has served as a guest presenter at both the NACDA and NACMA (National Association of Collegiate Marketing Administrators) conventions in the past. In addition, he has also served as a lecturer at the IA Institute sponsored by the Division I-A Athletic Directors' Association, held annually in Dallas.

Hathaway originally came to Connecticut in November of 1990 as Senior Associate Athletic Director. In that role, he oversaw the day-to-day operations of the Division of Athletics.

He served internally as a program administrator for several sports, including men's and women's basketball and men's and women's soccer at UConn as the Huskies won four national championships in those sports during his tenure - two in women's basketball (1995 and 2000) and one each in men's basketball (1999) and men's soccer (2000).

Hathaway was also the program administrator for football. He played a critical role in the upgrade of the football program to Division I-A status as UConn became the first ever school to transition from the I-AA level to a BCS football conference.

During Hathaway's tenure at Colorado State, he oversaw a 15-sport program - nine women's teams and six men's. The Ram football team made a pair of bowl appearances while Hathaway was at CSU. The men's basketball team won the Mountain West Conference tournament in March of '03 and advanced to the NCAA tournament for the first time in 13 years. The women's basketball team advanced to postseason play twice, including a trip to the second round of the NCAA tournament in 2002 and the semifinals of the 2003 Women's NIT.

Hathaway was an extremely successful fundraiser during his time in Fort Collins. The school drew national attention for a $15.2 million gift from the Bohemian Foundation and president Pat Stryker for football stadium renovations and expansion.

Prior to his first stint at UConn, Hathaway served in a number of capacities at his alma mater - the University of Maryland - from 1982-90, including Assistant Athletics Director for Marketing and Promotions, Acting Assistant Athletics Director for Business Affairs, Athletics Business Manager and men's basketball trainer.

Hathaway earned his Bachelor of Science degree in Athletic Administration from the University of Maryland in 1981. He later received a Master's Degree in General Administration (1991) from the University of Maryland and is currently continuing work on a PhD in Educational Leadership from the University of Connecticut.

He attended The Sports Management Institute at the Universities of Notre Dame and Southern California. Hathaway also completed the Management Development Program at Harvard University.

Born June 20, 1959, in Cheverly, Md., Hathaway and his wife Paula have two children: Meghan (October 15, 1991) and Michael (June 11, 1995).

THE UNIVERSITY OF CONNECTICUT
ADMINISTRATIVE STAFF AND HEAD COACHES

● 2004, 1999 NCAA National Champions ● 2009, 2004, 1999 NCAA Final Four ●



Dr. Jeffrey Anderson
Director of Sports Medicine Services



Pat Babcock
Associate Director of Athletics/ Senior Women's Administrator



Patti Bostic
Executive Director of Recreational Services



Dr. Scott Brown
NCAA Faculty Athletics Representative



Jim Donohue
Assistant Director of Athletics of Development/ Executive Director of the UConn Club



Ron Dubois
Director of Special Projects



Mike Enright
Associate Director of Athletics/ Communications



Neal Eskin
Executive Associate Director of Athletics



Dave Evan
Assistant Director of Athletics/ Marketing and Corporate Relations



Dan Glinski
Director of Equipment Services



Bob Howard
Head Athletic Trainer



Dave Kaplan
Director of Video Services



Kyle Kravchuk
Assistant Director of Athletics/Ticket Operations



Jerry Martin
Strength and Conditioning Coordinator



Dino Mattessich
Senior Associate Director of Athletics/ Internal Operations



Paul McCarthy
Senior Associate Director of Athletics/ Administration



Kyle Muncy
Assistant Director of Athletics/ Communications



Maureen O'Connor
Assistant Director of Athletics/ Business Services



Dee Rowe
Special Adviser for Athletics



Tim Tolokan
Special Assistant to the Director of Athletics



Vaughn Williams
Associate Director of Athletics/ Facilities Management and Planning



Marielle VanGelder
Assistant Director of Athletics/Compliance Services



Geno Auriemma
Women's Basketball



Jim Calhoun
Men's Basketball



Randy Edsall
Football



Bob Goldberg
Men's and Women's Swimming



Heather Linstad
Women's Hockey



Bruce Marshall
Men's Hockey



Glenn Marshall
Director of Tennis



Angela McMahon
Women's Lacrosse



Bill Morgan
Women's Track and Field



Karen Mullins
Softball



Jim Penders
Baseball



Dave Pezzino
Men's Golf



Ray Reid
Men's Soccer



Greg Roy
Men's Track and Field/ Cross Country



Jennifer Sanford-Wendry
Women's Rowing



Nancy Stevens
Field Hockey



Holly Strauss-O'Brien
Volleyball



Len Tsantiris
Women's Soccer

UCONN ATHLETIC FACILITIES



RENTSCHLER FIELD
Home of football



XL CENTER
Home of men's and women's basketball



MARK R. SHENKMAN TRAINING CENTER



THE BURTON FAMILY FOOTBALL COMPLEX



HARRY A. GAMPEL PAVILION
Home of men's and women's basketball and women's volleyball

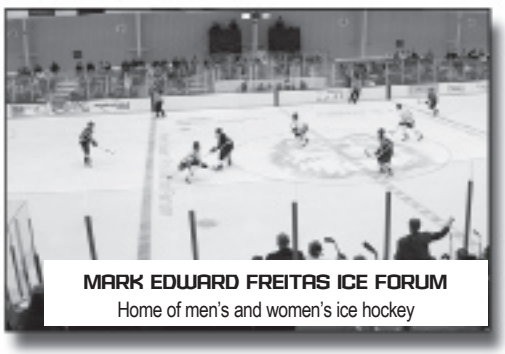

MARK EDWARD FREITAS ICE FORUM
Home of men's and women's ice hockey



J.O. CHRISTIAN FIELD
Home of baseball



CONNECTICUT SOFTBALL STADIUM
Home of softball



GEORGE J. SHERMAN FAMILY SPORTS COMPLEX
Home of men's and women's outdoor track and field, field hockey and women's lacrosse



JOSEPH J. MORRONE STADIUM
Home of men's and women's soccer



HUGH GREER FIELD HOUSE
Home of men's and women's indoor track



WOLFF-ZACKIN NATATORIUM
Home of men's and women's swimming and diving



COVENTRY LAKE
Home of rowing



UCONN TENNIS COURTS
Home of men's and women's tennis



MARK R. SHENKMAN TRAINING CENTER

Thanks to alumnus Mark R. Shenkman, the University of Connecticut now joins the ranks of major universities nationwide with an indoor training facility that is utilized by UConn's varsity sports teams and recreational services.

His $2.5 million gift, one of the largest ever to the UConn Division of Athletics, built an intercollegiate and recreational service facility that serves the entire UConn community.

The 85,000 square foot Mark R. Shenkman Training Center is the newest and most modern facility of its kind in the country.

Construction on the facility began in the fall of 2004 and the Mark R. Shenkman Training Center opened in the summer of 2006. It features a 120-yard long state-of-the-art FieldTurf playing surface.

The Mark R. Shenkman Training Center becomes the University's first project certified as meeting the Leadership in Energy and Environmental Design (LEED) standards for "green" buildings. LEED designation is a process certifying that a building project meets a wide range of environmentally friendly criteria. This new construction marks the first college or university athletic project in the nation to earn the designation.

The UConn Division of Athletics received the Environmental Leadership Award from the University of Connecticut for the work performed at the Mark R. Shenkman Training Center. The site of the Mark R. Shenkman Training Center includes rain garden and bio-retention swales that retain storm water runoff, minimize downstream impacts, and remove stormwater pollutants naturally through soil and plants. Fifty-percent of the construction site was preserved as open spaces and there is full cut-off lighting to reduce exterior light pollution. There is also drought-tolerant native landscaping that do not require irrigation.

A resident of Greenwich, Connecticut, Shenkman graduated from the Wilbraham & Monson Academy in Wilbraham, Mass. He received a bachelor's degree in political science from UConn in 1965 followed by a master's degree in business administration from The George Washington University. Shenkman is the founder and president of Shenkman Capital Management, Inc., a registered investment advisor with offices in New York City and Stamford, Connecticut. He served on the UConn Foundation's Board of Directors for nine years and is now an emeritus director. He is also a member of that group's investment committee. Shenkman was elected to the UConn School of Business Hall of Fame in 2002 and has endowed a classroom and the e-Commerce Chair for the business school.

"We are very grateful to Mark and Rosalind Shenkman and their entire family for this significant enhancement to our athletic program," says UConn Director of Athletics Jeff Hathaway. "This landmark facility provides all of our varsity teams with an outstanding training venue while adding to our recreational services offerings."



Director of Athletics Jeff Hathaway, Mark Shenkman, Head Men's Basketball Coach Jim Calhoun and Special Advisor for Athletics Dee Rowe.



UCONN BASKETBALL TRADITIONS

"UCONN HUSKY" FIGHT SONG

"UConn Husky" is the fight song of the school. It was written in the mid-1930's by Herb France, who was UConn's Director of Music until the mid-1950's. The song is widely known for its playing at different sporting events, but got "out of this world" attention in October 1989 when it was played aboard NASA's Space Shuttle to wake up the shuttle astronauts. Among those astronauts on the mission was Franklin Chang-Diaz, a 1973 UConn graduate.

UConn Husky
Symbol of might to the foe.
Fight, fight Connecticut,
It's victory, let's go!
Connecticut UConn Husky,
Do it again for the white and blue,
So go, go, go, go, Connecticut,
Connecticut U.
C-O-N-N-E-C-T-I-C-U-T, Connecticut
Connecticut Husky,
Connecticut Husky,
Connecticut C-O-N-N-U. Fight!
(Repeat first verse)

SCHOOL COLORS

The official colors of the University of Connecticut are National Flag Blue and White. To be specific, the blue is listed as PMS 289, a deep shade of navy.

STAND UNTIL THEY SCORE

Enthusiastic UConn fans and students are known for supporting their team in a way known as "Huskymania." Part of "Huskymania" includes the standing and rhythmic clapping by fans at the Hartford Civic Center and Harry A. Gampel Pavilion until UConn scores its first basket of the first and second halves.

JONATHAN THE HUSKY MASCOT

The official mascot of the University of Connecticut is a Siberian Husky dog named Jonathan. The first Husky dog came to the Storrs campus in Dec. 1934 and the puppy was named for Jonathan Trumbull, Governor of Connecticut during the Revolutionary War. Jonathan I's pedigree was traced back to include a great-grandfather, who traveled to the North Pole with Admiral E. Byrd in 1909. Jonathan III was with Admiral Byrd when he undertook "Operation High Jump" to the Antarctic in 1946-47.

A costumed mascot, an all-white Siberian Husky, gained popularity over the past several decades and through national television exposure has become "in demand" throughout the state and region, representing his University.

UNIVERSITY OF CONNECTICUT ALMA MATER

Once more, as we gather today
To sing our alma mater's praise
And join in the fellowship strong
That inspires our college days.
We're backing our teams in the strife

Cheering them to victory.
We pledge anew
To old Connecticut,
Our steadfast spirit of loyalty.

Connecticut, Connecticut
Thy sons and daughters true
Unite to honor thy name
Our fairest white and blue.
When time shall have severed us far
And the years their changes bring,
The thought of the college we love
In our memories will cling.
For friendships that ever remain
And associations dear
We'll raise a song
To old Connecticut
And join our voices in our long cheer

Connecticut, Connecticut
Thy sons and daughters true
Unite to honor thy name
Our fairest white and blue.



Christina Buccheri
Program Assistant



Evan Feinglass
Director of Event Management



Scott Jean
Team Equipment Manager



Bill Sehl
Gampel Pavilion Engineer



Steve Slade
Athletic Dept. Photographer



Ben Wood
Graduate Student Manager

● 2004, 1999 NCAA National Champions ● 2009, 2004, 1999 NCAA Final Four ●



J. ROBERT DONNELLY HUSKY HERITAGE SPORTS MUSEUM

The sights and sounds of more than a century of intercollegiate athletics competition come alive during a visit to the J. Robert Donnelly Husky Heritage Sports Museum.

Located in the new and expanded UConn Alumni Center in the heart of the University of Connecticut's main campus in Storrs, the Husky Heritage Sports Museum is the ultimate library documenting the wide-ranging successes of Connecticut's athletic programs.

The state-of-the-art design and layout of the 2,700 square foot Husky Heritage Sports Museum, named after benefactor and 1940 Connecticut basketball and football captain J. Robert (Bob) Donnelly (shown above with wife M.J.), vividly captures all of the energy, excitement and enthusiasm that is associated with "Huskymania". Donnelly passed away on Sept. 26, 2005.

The visitors' UConn experience begins with the University of Connecticut "National Champions" Gallery. This unique museum addition, located in the entrance foyer of the Husky Heritage Sports Museum, was unveiled in December of 2004 and will serve as a permanent tribute to all University of Connecticut varsity teams that climbed to the mountaintop and earned the right to be called National Champions.

Currently, a total of 13 national champion squads, representing four different UConn sports, have team photos and national championship logos on display in the National Champions gallery.

Included in the National Champions Gallery is the unbeaten 1948 men's soccer team of Coach John Squires, the 1981 and 1985 UConn women's field hockey teams of Coach Diane Wright, the 1981 men's soccer team of Coach Joe Morrone, the 2000 men's soccer team of Coach Ray Reid, the six national championship women's basketball teams of Coach Geno Auriemma (1995, 2000, 2002, 2003, 2004, 2009), and the 1999 and 2004 UConn men's basketball teams of Coach Jim Calhoun.

Upon entering the Husky Heritage Sports Museum, visitors are greeted by a full figure statue of Jonathan, the legendary mascot of all Husky athletic teams.

Oversized banners proudly hang from the ceiling, displaying action images that feature 88 of Connecticut's All-American stars representing 17 different intercollegiate sports.

A tour of the various sections of the Husky Heritage Sports Museum is a walk down memory lane for long-time followers of Connecticut athletics. For fans just becoming acquainted with UConn's tradition of excellence, the various themes and areas of the museum, when woven together, narrate a complete and compelling sport-by-sport story line. The growth and development of Connecticut athletics is traced via text, photographs and select artifacts from its humble beginnings in the 1890s to its present day ranking among the elite major college athletic programs in the nation.

Included among the "must see" memorabilia in the Husky Heritage Sports Museum main concourse are the 1981 and 2000 NCAA National Championship Men's Soccer trophies; the 1981 and 1985 NCAA National Championship Women's Field Hockey trophies; the 1950s era baseball gloves belonging to Connecticut's three Dropo brothers-including Walt Dropo's first baseman's mitt when he was the American League Rookie of the Year with the Boston Red Sox in 1950; the 1935 Ramnapping Trophy, awarded annually to the winner of the Connecticut-Rhode Island football game; a 1931 football signed by the entire Connecticut squad; team photos of Connecticut's first men's (1901) and women's (1902) basketball squads; and the Waterford Crystal NCAA National Championship trophies won by UConn Women's Basketball (1995, 2000, 2002, 2003, 2004, 2009) and UConn Men's Basketball (1999, 2004).

The pinnacle achievement of UConn's eight NCAA National Championships in both men's and women's basketball is preserved and promoted in a unique circular sanctuary—the Connecticut Basketball Rotunda, a gift of Herb and Marcia Dunn.

Championship trophies and related artifacts that chronicle UConn's men's and women's national titles are prominently featured in the rotunda, as are life-size cutouts of Husky All-American stars Ray Allen and Rebecca Lobo. Celebratory paintings of head coaches Jim Calhoun and Geno Auriemma are on display along with a one-of-a-kind watercolor team photo of the 25-member UConn Men's Basketball All-Century team.

Also within the Husky Heritage Sports Museum experience is a video wall featuring a 65-inch high definition television. Visitors can view numerous historical moments in UConn history as captured on a variety of highlight films and documentaries.

Each display case of memorabilia and every historical photograph located within the walls of the J. Robert Donnelly Husky Heritage Sports Museum describe a portion of a truly remarkable story.

That story of the teams, the coaches, and student-athletes who have been part of the rich history that constitutes the University of Connecticut athletic experience is now being told on a daily basis at UConn's Husky Heritage Sports Museum.

The J. Robert Donnelly Husky Heritage Sports Museum is open free of charge to the general public during regular business hours (8 a.m. to 5 p.m.) of the UConn Alumni Center.

Since the Husky Heritage Sports Museum opened in January of 2002, several important artifacts have been donated from UConn loyalists to help expand the scope of the Connecticut Athletics storyline.

The University of Connecticut Division of Athletics continues to seek additional memorabilia/artifacts to help expand the story of the UConn Huskies. Anyone wishing to donate specific Connecticut Athletics items to the J. Robert Donnelly Husky Heritage Sports Museum should contact: Tim Tolokan, Phone: (860) 486-9097, e-mail: tim.tolokan@uconn.edu.



ACADEMIC COUNSELING

The University of Connecticut is committed to each of its basketball players, and all of its student-athletes, as a total person. Participation in athletics is important, but it represents only one aspect of a basketball player's college experience. At the University of Connecticut, academic achievement is the primary concern. Impressively, for the past four years the Connecticut student-athlete retention rate has been 99.0 percent.

The University's commitment to the student-athlete is a dual one. Participation on the basketball court is not viewed as an obstacle to the attainment of one's educational goals, rather it is seen as a complementary activity. Each supports the other. Athletic excellence is stressed, but academic achievement is never compromised - indeed, it is given the utmost priority.

The University realizes that basketball players and all student-athletes, due to their academic involvement, are required to commit a large percentage of their personal time to University sponsored athletic activities. For this reason, the University recognizes the need for a support program for its intercollegiate athletes. The Counseling Program for Intercollegiate Athletes (CPIA) constantly assists all student-athletes in achieving their academic goals. The CPIA staff serves as a liaison to the academic faculty, the Division of Athletics, and the student-athlete.

In serving as a liaison between the Connecticut student-athletes and University faculty and staff, the CPIA counselors also provide assistance in securing appropriate support services available with the University. These include orientation for student-athletes, supervised study halls, individual tutors and tutorial centers (an English/Writing Center, Math Center and Reading Center) and learning skills seminars.

For the past six years, the writing lab and computers have been networked to a national database which allow all student-athletes to do research at their actual computer stations.

A counselor is assigned to work with each intercollegiate team and working directly with the UConn men's basketball program as a Faculty Advisor within CPIA is Dr. Theodore (Ted) Taigen, Associate Professor of Biology at the University of Connecticut.

Dr. Taigen monitors all aspects of each UConn basketball player's academic life, including class schedule, arranging for tutors and progress toward a degree. The goal for each Husky basketball student-athlete is to earn a degree so he can become a success in whatever field he chooses. Dr. Taigen's office and the study lab used by the UConn men's basketball team are located adjacent to the men's basketball offices in the Harry A. Gampel Pavilion.

Dr. Taigen earned both his undergraduate and master's degrees from Colorado State University and added a Ph.D. in 1981 from Cornell University. He has been a member of the UConn faculty since 1981 and his field of specialization is Physiological Ecology.

He has written two books, "Hands on Biology", and "Biology Write Now!", both published by McGraw-Hill.

In June of 1998, Dr. Taigen served as the presenter in St. Petersburg, FL when Dr. Leigh Curl, a University of Connecticut women's basketball star during her undergraduate years and a student of Dr. Taigen's, was inducted into the prestigious CoSIDA Academic All-America Hall of Fame. Dr. Curl, an orthopedic surgeon, currently is head team physician for the Baltimore Ravens of the National Football League.





DEPARTMENT OF SPORTS MEDICINE

The Department of Sports Medicine in the University of Connecticut Division of Athletics works as an integrated multidisciplinary team whose purpose is to provide the optimal, safe environment for the basketball student-athletes to train and participate in their sport. The staff takes great pride in the individual attention paid to each student-athlete. They are devoted to preventing injury, rapidly diagnosing and treating injury and maximizing athletic performance. The disciplines of athletic training, strength and conditioning, sports medicine, orthopaedic sports medicine, optometry, nutrition, exercise physiology, and psychology work in concert to provide comprehensive care for the basketball student-athlete.

The team is spearheaded by James Doran, MS, ATC, the Men's Basketball Head Athletic Trainer and the University of Connecticut Assistant Athletic Trainer. Prior to his appointment with the Huskies, James worked with the Men's Basketball and Football programs at University of Wyoming for seven years. He received his Bachelor's degree in Kinesiology-Athlete Training from San Diego State University while completing an internship at the University of San Diego. He received his Master's degree in Exercise Science from the University of Wyoming while completing a graduate assistantship there as well.

Physician coverage is led by Jeffrey Anderson, M.D., the Director of Sports Medicine and Team Physician Thomas Trojian, M.D.. The Orthopaedic Sports Medicine Specialists for the team include Edward Collins M.D. of the Connecticut Sports Medicine and Orthpaedic Center in Willimantic, Michael Joyce M.D. of Orthopaedic Sports Specialists of Glastonbury, Barry Messinger M.D. of Sports Medicine and Orthopaedic Surgery in Manchester, and Robert Arciero M.D. of the University of Connecticut Health Center Department of Orthopaedics in Farmington.

The Department of Sports Medicine works intimately with the Departments of Kinesiology and Nutritional Sciences on the University of Connecticut campus. This affords the student-athletes with the input of several nationally recognized exercise scientists. This cooperation also keeps the sports medicine staff at the cutting edge of developments in the fields of human performance and sports nutrition. Members of the sports medicine staff are actively engaged in research that directly benefits the care of the basketball student-athletes.

The UConn Basketball Sports Medicine team is housed in state-of the-art facilities in the Harry A. Gampel Pavilion.

In addition to providing the finest in medical care for the UConn basketball program, the Department of Sports Medicine at the University of Connecticut administers to the daily needs of 600 male and female intercollegiate student-athletes who are competing in 24 different varsity programs.

The Department of Sports Medicine at the University of Connecticut plays a critical role in assuring that all UConn student-athletes have 24-hour access to the finest medical support and quality health care possible. Through patient care and ongoing research and education, the department continues to provide Husky teams a competitive edge from the medical perspective.



JAMES DORAN



CHRIS WEST

The strength and conditioning program for the University of Connecticut Decision of Athletics is coordinated by UConn Strength and Conditioning Coordinator Jerry Martin. Associate Head Coach Chris West works with the men's basketball program and oversees its strength and conditioning work. The UConn strength and conditioning program benefits all 24 of Connecticut's intercollegiate teams.

Prior to his appointment at UConn, West served as Strength and Conditioning Coordinator at Saint Louis University. West also has experience in the professional ranks after serving internships with the Oakland Raiders and Los Angeles Kings, as well as a graduate assistantship with the Seattle Seahawks. He earned his Bachelor's Degree from California State University at Long Beach in Physical Education and his Master's Degree in Exercise and Movement Science from the University of Oregon. West holds certifications from the National Strength and Conditioning Association as Certified Strength and Conditioning Specialist, the National Athletic Training Association as a Certified Athletic Trainer and United States Weightlifting as a Club Coach,

UConn basketball players have the use of three different weight rooms - two in Gampel Pavilion and one in the Hugh S. Greer Field House. In all, there are nearly, 11,000 square feet of weight training facilities, which provide the Husky players with the best opportunity to improve in the areas of strength and conditioning. In addition to weight training, the team can do conditioning year-round in the Greer Field House indoor track and also on both the outdoor track at the George S. Sherman Family Sports Complex and its AstroTurf infield.

West supervises a specific strength and conditioning program for each individual player for year-round training. Each program is manipulated to fulfill the spcific needs of the individual based upon the demands of their position and the individual's present fitness levels. Specific testing is done to each student-athlete to monitor progress in strength, power, speed, anaerobic conditioning and agility. These tests provide the coaches and medical staff with an accurate athletic profile on each player.

There is much more to enhancing the performance of Husky student-athletes than merely strength and conditioning though. The saying goes "you are what you eat" and what goes inside the person on a daily basis is of equal importance and receives exceptionally high care at Connecticut.

The relationship between nutrition and performance is well recognized by the UConn sports medicine staff where there is an integrated approach in the provision of nutrition services to the student-athletes. The sports nutrition program is under the direction of Dr. Nancy Rodriguez and is comprehensive in its approach. Dr. Rodriguez and members of the sport nutrition team, Courtney Gaine, RD and Jen Katterly, Ms, RD, provide sports-specific lectures regarding nutrition and performance to the athletic teams and develop nutrition education materials for the student-athletes. Student-athletes have the opportunity for one-on-one nutrition counseling, individualized diet design for enhanced performance, gains in lean body mass and weight management. The sports nutrition program assists student-athletes in developing healthy eating patterns that they can maintain throughout their lives.

Dr. Rodriguez works closely with dining services on behalf of the athletic teams to implement performance-based menu options. Menu recommendations have been developed for teams during extended road trips and performance nutrition directives are in place for competitive performance and optimal recovery. A unique aspect of the sports nutrition program is the consistent integration of nutrition services with those provided by strength and conditioning and athletic training personal.



Team trainer, James Doran and team doctor, Jeff Anderson, pose with the 2009 West Regional Championship Trophy.



THE UNIVERSITY OF CONNECTICUT
ATHLETIC DEVELOPMENT FUND

● 2004, 1999 NCAA National Champions ● 2009, 2004, 1999 NCAA Final Four ●

The UConn Athletic Development Fund is extremely grateful to our Endowed Scholarship Donors. For more information on the UConn Athletic Development Fund, please call (860) 486-3863.

The Aero-Med Scholarship Fund
The Peter Antonez Memorial Baseball Scholarship
The Baum Family Scholarship
The Baum, Cion and Newberg Families Scholarship
The Baum Grandchildren Scholarship Fund
The Arthur W. Beckius Memorial Scholarship
The Peter Behuniak, Sr. Scholarship Fund
The Harold and Helen Benson Family Scholarship
The Bessette Family Men's Track & Field Scholarship Fund
The Boudreau Family Scholarship
The John J. Brennan Memorial Scholarship Fund
The Joseph B. Burns Scholarship
The Barbara and Bob Burrill Family Athletic Scholarship
The Michael G. Burton Endowed Scholarship Fund
The Robert G. Burton Endowed Scholarship Fund
The Ronald J. Bushwell Scholarship
The Susan K. Butterworth Scholarship
The M. Jeffrey Cariglia Memorial Golf Scholarship
The Peter J. & Patricia J. Cathey Scholarship
The J.O. Christian Scholarship
The Herbert Tryon Clark, Sr. Class Of 1897 Endowed Memorial Soccer Scholarship
The Herbert T. Clark, Jr. Memorial Class Of 1934 Men's Soccer Endowment Fund
The Connecticut Dunkin' Donuts Franchisees Scholarship Fund
The Robert T. Crovo Family Scholarship
The Jack Dennerley Memorial Soccer Scholarship
The C. Preston Donaldson Softball Endowment Fund
The Bob Donnelly Football Scholarship
The Bob Donnelly Men's Basketball Scholarship
The Dropo Family Scholarship
The Herbert and Marcia Dunn Men's Basketball Scholarship Fund
The Herbert and Marcia Dunn Women's Basketball Scholarship Fund
The Eblens/Leonard Seaman Scholarship
The Irma K. And Alvin L. Evans Endowed Scholarship Fund
The Faculty/Staff Men's Soccer Scholarship
The Fiondella Family Women's Basketball Endowed Scholarship
The Fleet Bank General Athletic Scholarship Fund
The Robert Foster Family Scholarship
The Robert and Audrey Foster Family Football Scholarship Fund
The Robert and Audrey Foster Family Softball Scholarship Fund
The Mark E. Freitas Athletic Scholarship Fund
The Friends Of Soccer Endowed Scholarship
The Barbara "Bobbie" K. Galchus Memorial Athletic Scholarship
The Timothy L. and Anne B. Gallagher Women's Basketball Scholarship Fund
The Harry A. Gampel Scholarship Fund
The Harry A. and Edith D. Gampel Athletic Endowment Fund
The Seymour Gavens Scholarship
The Gelfenbien Family Athletic Scholarship
The Marty Gilman Memorial Scholarship
The Robert W. Gordon Scholarship
The Hugh S. Greer '26 Scholarship
The John M. Hall Memorial Athletic Scholarship Fund
The Haviland Family Baseball Scholarship Fund
The John and Bette Herr Men's Basketball Managers Scholarship Fund
The Raphael "Ray" Hoffenberg Memorial Scholarship
The Samuel W. and Diane P. Holdridge Family Athletic Scholarship Fund
The Paul N. Ippedico and Mary E. Berube Scholarship
The Ronald D. and Mary C. Jarvis Athletic Scholarship Fund
The Robert E. Kennedy Memorial Scholarship Award
The John and Diane Kim Endowed Women's Swimming Scholarship
The Max Kotkin Athletic Scholarship
The Nihla and Bob Lapidus Football Scholarship Endowment Fund
The Leandri Family Scholarship
W. Peter '50 and Carolun Lind Men's Basketball Fund
The Maher Family Scholarship
The Richard D. Mangiarelli Scholarship
The Marks Family Scholarship Fund
The Donyell Marshall Men's Basketball Endowed Scholarship
The McFadden Family Scholarship Fund
The Joe McGinn Memorial Men's Basketball National Championship Endowment Fund
The Dr. John F. And Carol L. Mele Scholarship
The Men's Soccer Lettermen Scholarship
The Men's Track Letterwinner Scholarship Fund
The Joseph Merritt Company Athletic Scholarship Fund
The Michaels Jewelers Foundation Scholarship Endowment Fund
The Bill Mitchell Endowed Soccer Scholarship
The Monaco Family Men's Soccer Scholarship Fund
The Mooradian Family Endowed Football Scholarship
The Joseph J. Morrone Endowment Fund
The Joseph J. Morrone Endowed Soccer Scholarship
The Janis C. And Rocco A. Murano Scholarship Fund
The Charles and Jacquelyn Nagy Endowed Baseball Scholarship
The J. Peter Natale Track And Field Scholarship Fund
The Kevin P. Newman Athletic Scholarship
The Frank and Alice Niederwerfer, Sr. Family Scholarship Fund
The Anna Noske Scholarship
The John Noske Scholarship
The William H. O'Brien Ice Hockey Endowment
The Oleksiw Family Scholarship For Football
The David And Cheryl Olender Women's Basketball Scholarship Fund
The Omar Coffee Company Scholarship
The Samuel J. Orr, Jr. Fund
The Lawrence R. Panciera Scholarship
The Pappanikou Scholarship Fund
The Pappanikou Family Scholarship Fund
The People's Bank Athletic Scholarship
The Perrachio Family Football Scholarship
The Raymond and Marilyn Peracchio Basketball Scholarship Fund
The Isadore and Minnie Pinsky Scholarship
The Polo Family Scholarship
The Julius "Puggy" Roth Scholarship
The Dee Rowe Athletic Scholarship Fund
The Coach Donald E. Rowe Endowed Men's Basketball Scholarship Fund
The Robert T. and Renee P. Samuels Scholarship Fund
The Robert T. and Renee P. Samuels Women's Basketball Endowed Scholarship
The SBM Charitable Foundation, Inc Scholarship
The Schilberg Family Men's Basketball Scholarship Fund
The Schwartz Family Women's Athletics Scholarship Fund
The Schwartz Scholarship
The Shoprite Supermarkets of Connecticut Women's Endowed Basketball Scholarship Fund
The Sinatro Family Scholarship
The Jennifer C. Smith Athletic Endowment Fund
The Dr. John Y. Squires Endowed Soccer Scholarship
The Tamer Family Endowment For Women's Basketball
The Allen and Mary Tracy Women's Basketball Scholarship Fund
The Treibick Family Crew Team Endowment Fund
The Treibick Family Endowment For Women's Tennis And Women's Crew
The Treibick Family Women's Volleyball Endowment Fund
The Tremaine Scholarship Fund
The Walter J. Trojanowski Football Scholarship Fund
The UConn Club General Athletic Scholarship Fund
The United Abrasives, Inc. Scholarship Fund
The United Abrasives, Inc. Football Scholarship
The United Technologies Research Center Scholarship Fund
The Kenneth N. Vernon Memorial Scholarship
The Sherwood C. Waldron Scholarship Fund
The Edward L. Waltman Memorial Scholarship Fund
The Dr. Charles E. Waring Scholarship
The Dr. Charles E. Waring Football Scholarship Fund
The Willett Family Women's Softball Endowed Scholarship
The Bette and Tom Wolff Scholarship Fund
The Wolff-Davis Swimming Scholarship
The Wolff Family Scholarship Award
The Wolff-Zackin and Associates, Inc. Scholarship
The Charlene and Bob Wright Women's Basketball Scholarship Fund
The Diane Wright Field Hockey Scholarship Fun



Every Day,

people from throughout the region find the care they need from university specialists and nationally recognized physicians at the UConn Health Center. Our services range from routine physicals and prenatal care to 24/7 attention in the Farmington Valley's only Emergency Department. And every day, we offer advanced services and technologies, such as:

- State-of-the-art **cancer care**, including prevention, detection and Connecticut's only TomoTherapy radiation oncology system
- A full range of **cardiovascular services**, from preventive care to sophisticated cardiac surgeries and angioplasty
- The region's only freestanding **center for bone and musculoskeletal health**, including joint preservation and replacement surgery

With all these services, we can meet your healthcare needs too... every day at the UConn Health Center.

Learn more by visiting www.uchc.edu.

Make an appointment today by calling 800-535-6232.

UConn Health Center

263 Farmington Avenue, Farmington

KNOW BETTER CARE


This is UConn Basketball


This is UConn Basketball
UCONN
34
BATTIER
31
NYSE

University of Connecticut Men's Basketball
HUSKIES OF HONOR

Hugh GREER

C

HEAD COACH
1946-1963



UConn Overall
Head Coaching Record
286-112 (16+ Years)

Led UConn to 12
Yankee Conference
Titles (10 in a Row)

Led UConn to
Seven NCAA Berths

Member of the
New England Basketball
Hall of Fame

UCONN HUSKIES OF HONOR

Walt DROPO

9

1942-1947
6-5 CENTER/FORWARD
Moosup, CT



UConn's Greatest
Three-Sports Star

No. 2 Career
Scoring Average
(20.7/Game)

UConn's First Pro
Basketball "Lottery" Pick
(No. 4 in 1947)

Baseball's AL
Rookie of the Year
(Red Sox in 1950 with
34 HR, 144 RBI, .322 BA)

UCONN HUSKIES OF HONOR

Vin YOKABASKAS

22

1948-1952
6-2 FORWARD
Bloomfield, CT



UConn's First
1,000-Point Scorer
(1,275 Points)

All-New England
First Team
1949-1950, 1950-1951,
1951-1952

All-Yankee Conference
First Team 1949-1950,
1950-1951, 1951-1952

Led UConn to its First
NCAA Bid in 1951

UCONN HUSKIES OF HONOR

Art QUIMBY

25

1951-1955
6-5 CENTER
New London, CT



Holds All-Time
NCAA Rebound Record
by a Senior
(24.4/Game in 1955)

Led the Nation (NCAA)
in Rebound Average
(22.6/Game in 1954)

UConn Career Leader in
Rebounds and Average
(1,716 • 21.5/Game)

Led Four UConn Teams
to an Overall Record of
80-19

UCONN HUSKIES OF HONOR

University of Connecticut Men's Basketball
HUSKIES OF HONOR

Toby KIMBALL

42

1961-1965

6-8 FORWARD

Sudbury, MA



NCAA Regional All-Tournament Team & Elite Eight Berth in 1964

All-New England First Team 1962-1963, 1963-1964, 1964-1965

Led the Nation (NCAA) in Rebounds & Average (483 - 21.0/Game) 1964-1965

First UConn Star with a Lengthy, 9 Year, NBA Career

UCONN HUSKIES OF HONOR

Wes BIALOSUKNIA

44

1963-1967

6-2 GUARD

Poughkeepsie, NY



UConn Career Leader in Scoring Average (23.6/Game)

UConn Single Season Scoring Average Leader (28.0/Game, 1966-1967)

All-New England First Team 1964-1965, 1965-1966, 1966-1967

First Team Academic All-American 1966-1967

UCONN HUSKIES OF HONOR

Dee ROWE

HEAD COACH

1969-1977



Two-Time New England Collegiate Coach of the Year

1980 USA Olympic Men's Basketball Team Assistant Coach

Led UConn to a NCAA Sweet Sixteen Berth, an ECAC Championship and Two NIT Bids

Member of the New England Basketball Hall of Fame

UCONN HUSKIES OF HONOR

Tony HANSON

42

1973-1977

6-5 GUARD/FORWARD

Waterbury, CT



NCAA Regional All-Tournament Team & Sweet Sixteen Berth in 1976

ECAC & New England Player of the Year 1976-1977

All-New England First Team 1974-1975, 1975-1976, 1976-1977

Led Four UConn Teams to an Overall Record of 73-38

UCONN HUSKIES OF HONOR

University of Connecticut Men's Basketball
HUSKIES OF HONOR

Corny THOMPSON

52

1978-1982

6-8 FORWARD

Middletown, CT



Big East Conference First Team All-Star 1980-1981, 1981-1982

ECAC & New England Player and Rookie of the Year 1978-1979

ECAC Tournament Most Valuable Player 1979

Four-Time All-New England First Team

UCONN HUSKIES OF HONOR

Jim CALHOUN

HEAD COACH



Naismith Memorial Basketball Hall of Fame Inductee - Class of 2005

National Collegiate Basketball Hall of Fame Founding Class of 2006

Led UConn to the 1999 and 2004 NCAA National Championships

Winningest Coach in New England College Basketball History

UCONN HUSKIES OF HONOR

Clifford ROBINSON

00

1985-1989

6-10 FORWARD/CENTER

Buffalo, NY



Led UConn to the 1988 NIT Championship

In the NBA's Top 40 for Career Scoring (19,000+ Points)

In the NBA's Top 10 for Career Games Played (1,330+ Games Over 18+ Years)

Won the NBA's Sixth Man of the Year Award in 1993

UCONN HUSKIES OF HONOR

Chris SMITH

13

1988-1992

6-2 GUARD

Bridgeport, CT



UConn Career Scoring Leader (2,145 Points)

Big East Championship Most Outstanding Player 1990

NCAA Regional All-Tournament Team 1990

Big East Conference First Team All-Star 1991-1992

UCONN HUSKIES OF HONOR

University of Connecticut Men's Basketball
HUSKIES OF HONOR

Donyell MARSHALL

42

1991-1994

6-9 FORWARD

Reading, PA

UConn's First All-American 1993-1994

Big East Conference Player of the Year 1993-1994

ECAC & New England Player of the Year 1993-1994

Big East Conference First Team All-Star 1992-1993, 1993-1994



UCONN HUSKIES OF HONOR

Ray ALLEN

34

1993-1996

6-5 GUARD

Dalzell, SC

UConn's First Two-Time All-American 1994-1995, 1995-1996

Big East Conference Player of the Year 1995-1996

USA Basketball Male Athlete of the Year 1995

USA Basketball Olympic Gold Medalist 2000



UCONN HUSKIES OF HONOR

Richard HAMILTON

32

1996-1999

6-7 GUARD/FORWARD

Coatesville, PA

All-American 1997-1998, 1998-1999

NCAA "Final Four" Most Outstanding Player 1999

Led UConn to the 1999 NCAA National Championship

ECAC & Big East Player of the Year 1997-1998, 1998-1999



UCONN HUSKIES OF HONOR

Emeka OKAFOR

50

2001-2004

6-10 FORWARD/CENTER

Houston, TX

National Collegiate Player of the Year 2003-2004

All-American 2002-2003, 2003-2004

NCAA "Final Four" Most Outstanding Player 2004

Led UConn to the 2004 NCAA National Championship

Big East Player of the Year, 2003-2004



UCONN HUSKIES OF HONOR

The BEST of the JIM CALHOUN Era

2006-2009







UConn makes a return to prominence with a new cast of characters, culminating in the program's third trip to the Final Four in 2009.

Hasheem Thabeet plays the role of defensive enforcer, earning back-to-back National Defensive Player of the Year awards and is the BIG EAST Player of the Year and a First Team All-American in 2008-09. A.J. Price earns All-American honors in 2007-08 and is the NCAA West Regional MVP in 2009, helping UConn reach the Final Four. Jeff Adrien becomes only the fourth player in UConn history to earn All-BIG EAST honors in three seasons and only the fifth UConn player to ever record over 1,000 career points and 1,000 career rebounds. Adrien and fellow four-year senior Craig Austrie help UConn to 102 wins in their four seasons, sixth most in school history. They also helped the Huskies to earn No. 1 national rankings as freshmen in 2005-06 and seniors in 2008-09

The BEST of the JIM CALHOUN Era

2006-2009





The BEST of the JIM CALHOUN Era

2002-2006









Emeka Okafor, the perfect example of a collegiate student-athlete, spends his three years at Connecticut preparing for, and realizing, success. In his third and final season, Emeka and his teammates earn the ultimate prize---winning the 2004 NCAA National Championship. Freshman talents Charlie Villanueva and Josh Boone are able front court associates for two-time All-American Okafor as they combine to propel Coach Jim Calhoun to his second NCAA title in a brief six-year span. Emeka is the National Player of the Year, the National Defensive Player of the Year, the National Scholar-Athlete of the Year, and the "Final Four" Most Outstanding Player. He takes his talents to the NBA and promptly is named NBA "Rookie of the Year" in 2005.

With Okafor taking care of business around the basket, Ben Gordon combines with point guard leader Taliek Brown to show the way in the backcourt as Connecticut builds toward another national championship run.

The BEST of the JIM CALHOUN Era

2002-2006



Gordon sets the all-time Big East Conference tournament record for scoring (81 points in three games) and is named tourney Most Outstanding Player as UConn wins its record-setting 14th league title in March of 2004. The red-hot Huskies then rumble through the NCAA Championship as Rashad Anderson hits 21 three-point field goals and Denham Brown contributes valuable minutes off the bench. After a stunning come-from-behind 79-78 victory over Duke in the "Final Four" semifinals, UConn coasts past Georgia Tech (82-73) in the national championship game to hand Jim Calhoun his second NCAA title in a brief six-year span. Like Okafor, Gordon heads to the pro ranks. In his rookie season Ben earns a coveted honor, winning the NBA Sixth Man of the Year Award.

Anderson and Brown, along with fellow senior Hilton Armstrong, finish their four-year Husky careers in 2005-06 with 109 wins, including a pair of 30-win seasons. Armstrong wins BIG EAST Defensive Player of the Year honors, joining Okafor and Boone to capture the award for UConn in four straight seasons.



The BEST of the JIM CALHOUN Era

2000-2002



During his brief two-year college career, Caron Butler is the rock-solid backbone for Coach Jim Calhoun as UConn establishes a man-made bridge that takes the program from its first NCAA Championship to more national level successes. During the 2001-2002 season, All-American Butler leads UConn to another Big East sweep of the regular season and tournament titles. UConn advances to the NCAA "Elite 8" as Butler shows the way for point guard Taliek Brown to prepare for battles on the biggest basketball stage.



The BEST of the JIM CALHOUN Era

1997-1999



The climb to the top of the college basketball mountain is realized as Richard "Rip" Hamilton matures into another UConn All-American "wing", matching Ray Allen as a consensus two-time First Team All-American. UConn totally dominates the Big East Conference for another two-year span with back-to-back regular season and tournament titles. After advancing to the NCAA "Elite 8" in 1998, UConn and Coach Jim Calhoun run the table in 1999. The Huskies win six consecutive NCAA battles and beat prohibitive favorite Duke 77-74 in the 1999 national championship game in St. Petersburg, Florida. "Rip" Hamilton is the "Final Four" Most Outstanding Performer and is joined as a national champion by co-captains Ricky Moore and Rashamel Jones, Khalid El-Amin, Jake Voskuhl, and Kevin Freeman.













The BEST of the JIM CALHOUN Era

1994-1996









Ray Allen follows Donyell Marshall as the next UConn star, becoming the school's first two-time First Team All-American. In Ray's three years at Connecticut, the Huskies establish a stunning 49-5 overall record in Big East Conference play, winning three straight league titles. Following another 30-win season in 1995-96, Ray Allen departs UConn for the NBA and is joined in the pro ranks by Doron Sheffer and Travis Knight. The Allen-Sheffer-Knight trio has helped Connecticut Basketball post a stunning three-year overall record of 87-12.

The BEST of the JIM CALHOUN Era

1993-1994











Donyell Marshall becomes Connecticut's initial consensus First Team All-American during a remarkable year as he scores an all-time single season record 855 points, ranking him as the school's top-scoring junior (25.1 ppg.). In becoming Jim Calhoun's first elite star at UConn, Donyell is named Big East Conference, ECAC, and New England Player of the Year. UConn wins the Big East regular season title by three games and finishes the year ranked No. 4 in the nation in the AP National poll. After Donyell Marshall departs for the NBA (No. 4 pick), Donny Marshall and Kevin Ollie move into leadership roles for the transition to the next segment of the Jim Calhoun era.

The BEST of the JIM CALHOUN Era

1990-1993











The launch of Connecticut's Big East and NCAA success story under the direction of Jim Calhoun takes place during the 1989-90 "Dream Season" when "Huskymania" rules. UConn wins its first-ever Big East Conference regular season title and adds its first-ever league tournament championship as Chris Smith earns Most Outstanding Player honors. Playing in the NCAA Tournament for the first time in more than a decade, UConn rolls into the "Elite 8" when Tate George connects on "The Shot". A final record-setting mark of 31-6 earns Jim Calhoun "National Coach of the Year" honors. Nadav Henefeld makes his brief stay at UConn a memorable stop and Rod Sellers and Scott Burrell help the Huskies follow the 1990 NCAA breakthrough with back-to-back visits to the "Big Dance" each of the next two seasons.

The BEST of the JIM CALHOUN Era

1987-1989



When Jim Calhoun arrives at the University of Connecticut in the spring of 1986, a winning attitude has to be introduced. In just his second year as Husky head coach, Coach Calhoun leads UConn to its first-ever post-season championship, the 1988 National Invitation Tournament (NIT) title. The stars of that NIT team include tourney MVP Phil Gamble and Clifford Robinson, the first of Jim Calhoun's professional stars. Robinson follows his college days at Connecticut with a superb 17-year NBA career during which he has scored nearly 20,000 points.





The BEST of UConn Basketball

They call it simply "The Wing". For those that have followed UConn Basketball since 1986, it has often referred to the player who most defines the Jim Calhoun-style, dating back to the late, great Reggie Lewis at Northeastern.
Reggie, Ray, Rip, Donyell, Caron, Rudy... all first-names and all multi-dimensional offensive forces that took their spot on "The Wing" and played their way right into the NBA.

PLAYERS™

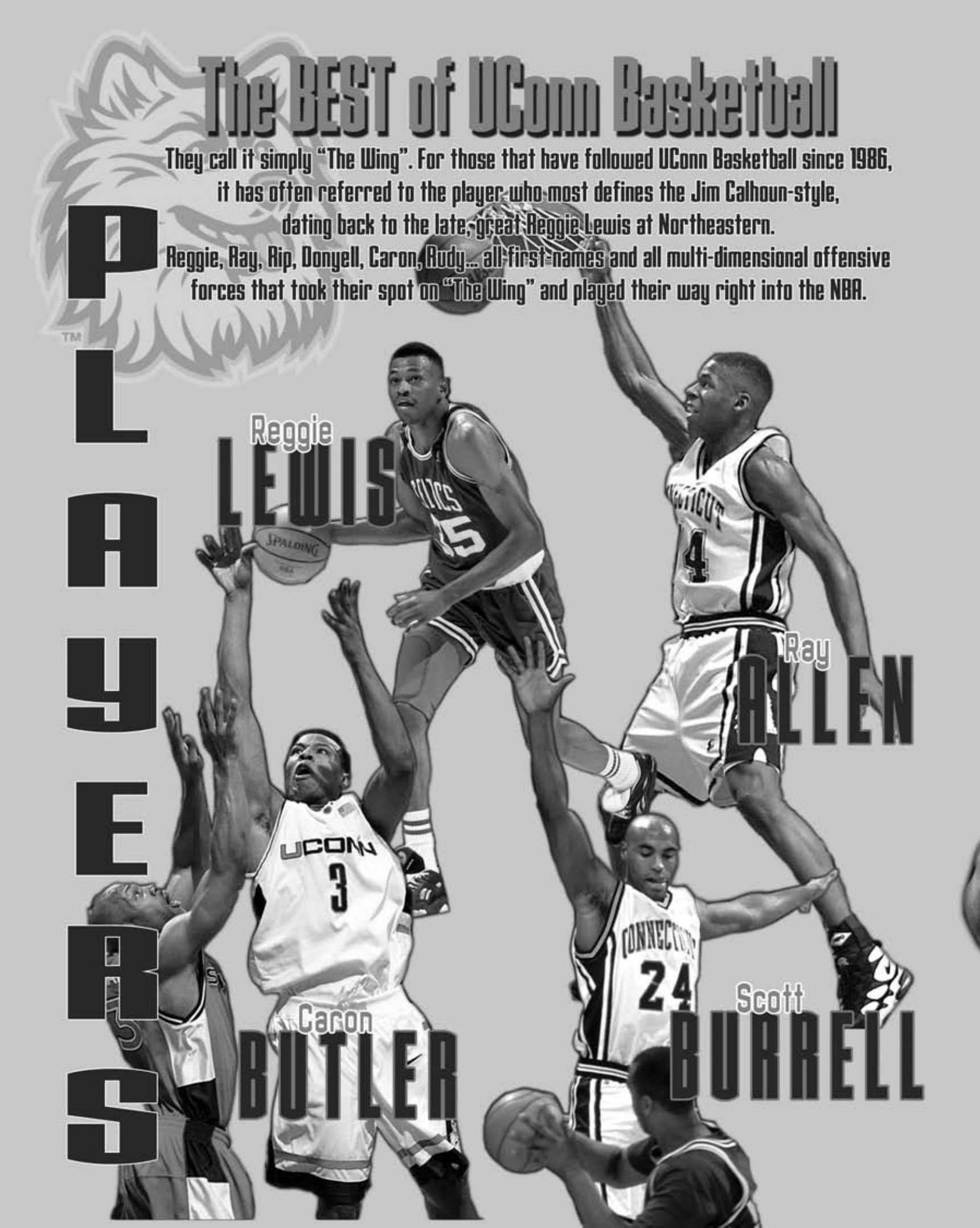

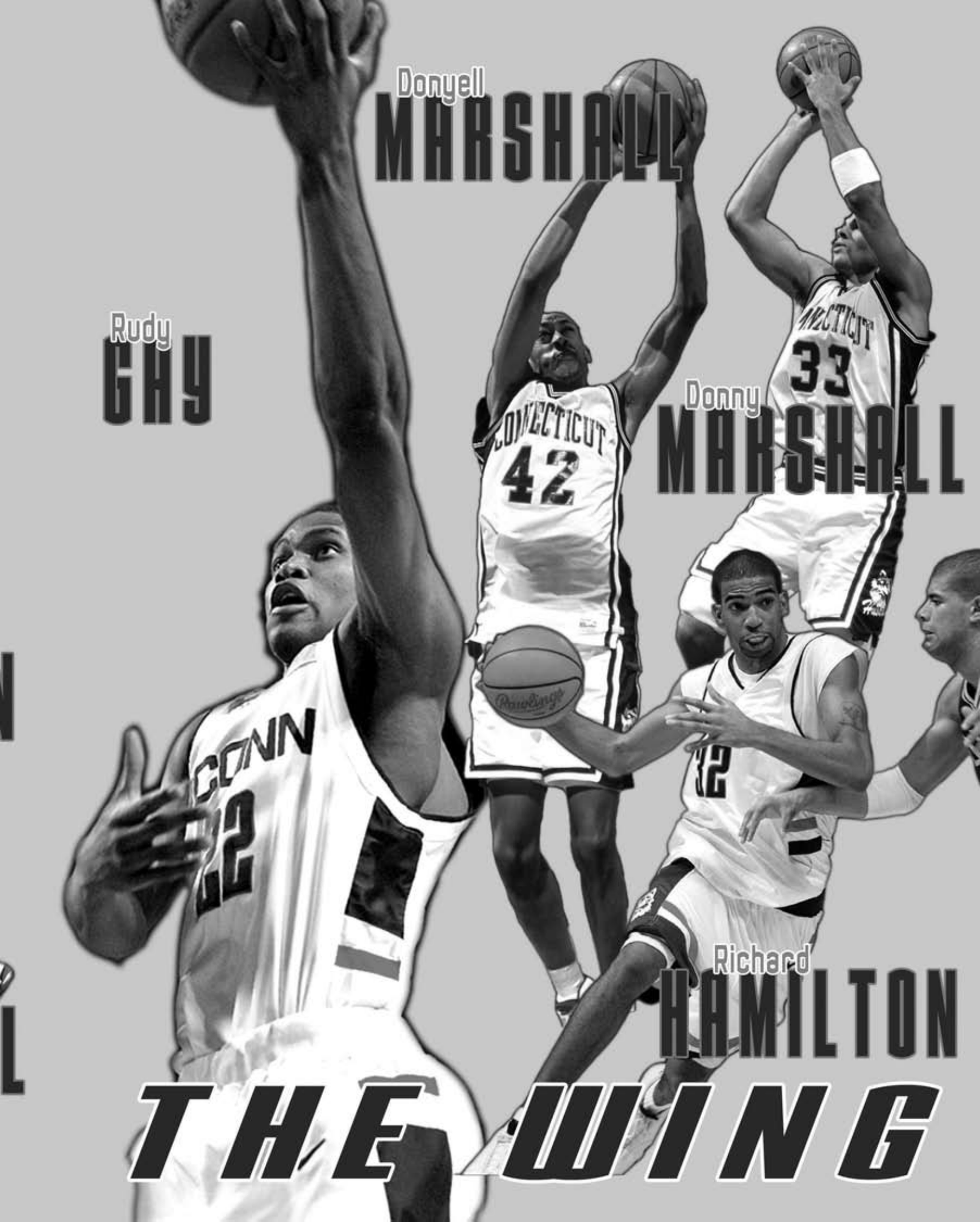
Donyell
MARSHALL
Rudy
GAY
Donny
MARSHALL
Richard
HAMILTON
THE WING
CONNECTICUT
42
33
UCONN
22

The BEST of UConn Basketball

In the past 23 years under Jim Calhoun, UConn basketball has seen its guards come in many different shapes and sizes. Some are scorers, some have been defensive specialists, but all have one thing in common. They have stood firmly in the glare of the spotlight and come out as a champion.

PLAYERS




Kevin
OLLIE
Tate
GEORGE
Ben
GORDON
Chris
SMITH
Ricky
MOORE
GUARDS

The BEST of UConn Basketball

It would be way too easy to begin and end all discussions of UConn big men across the Jim Calhoun era with Emeka Okafor. While Okafor is the undisputed king of the "Bigs", he also serves as part of what has been a steady stream of Calhoun big men to move from the middle at UConn on to productive careers in the NBA. From Clifford Robinson, who played 18 seasons in the NBA, to recent Husky NBA Lottery Pick and National Defensive Player of the Year Hasheem Thabeet, Jim Calhoun and his Huskies have always been fortunate to have the man in the middle to count on.

PLAYERS

Clifford
ROBINSON

Travis
KNIGHT

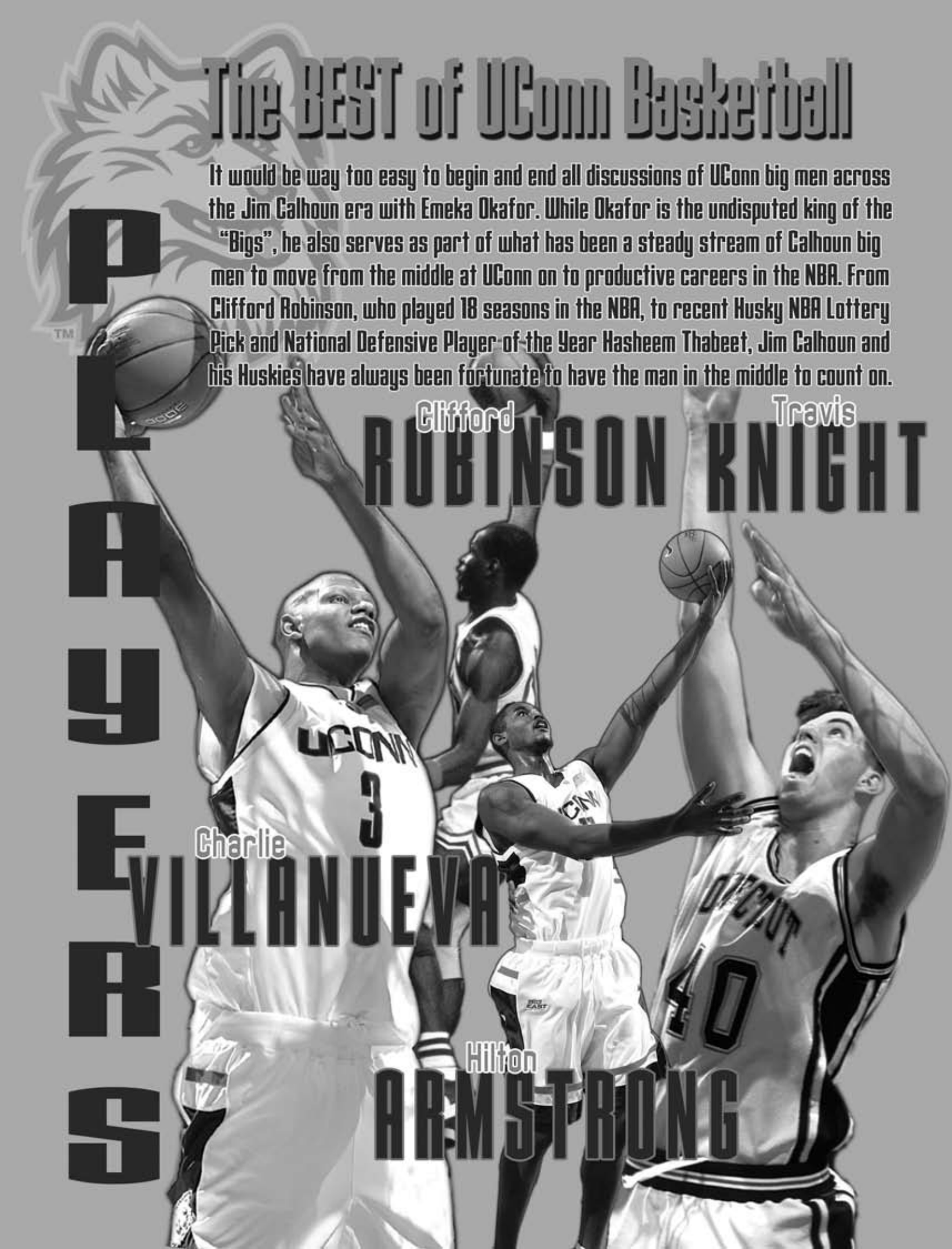

Charlie
VILLANUEVA

Hilton
ARMSTRONG





Great defense starts from the inside out. UConn annually ranks among the national leaders in field goal % defense thanks in part to the dominant shot blocker, whether it was Donyell Marshall, Jake Voskuhl, Emeka Okafor or Josh Boone. The Huskies are the only school to EVER lead the nation in blocked shots eight consecutive seasons.

The Bigs

UConn Basketball and Sports Illustrated



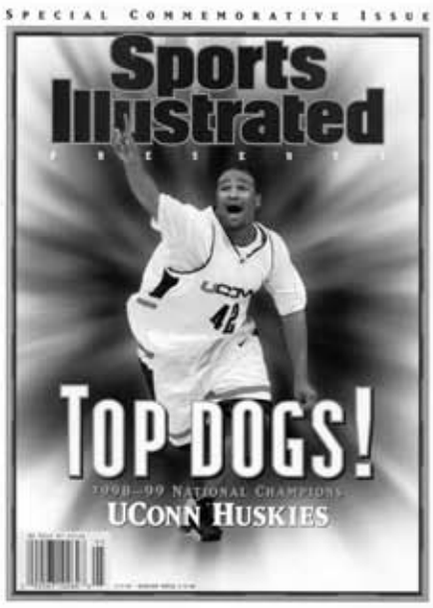



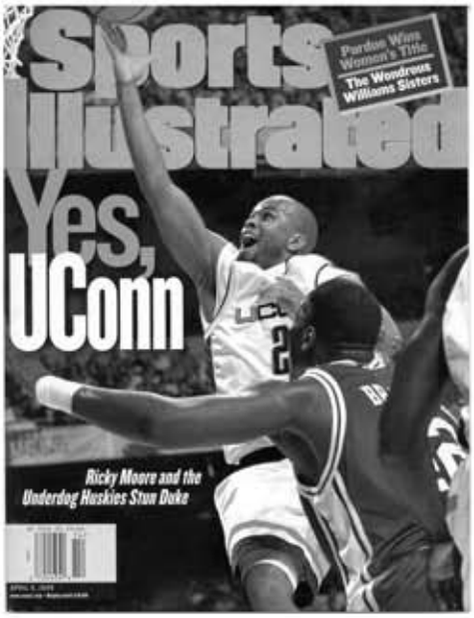






SPECIAL DOUBLE
COMMEMORATIVE
THREE-PEAT FOR THE WOMEN
Sports Illustrated
PRESENTS
EMEKA OKAFOR
MOST OUTSTANDING PLAYER OF THE FINAL FOUR
UCONN
HUSKIES
NATIONAL CHAMPIONS
2004
UConn Men and Women Make NCAA History


Sports Illustrated
SI's Elite Eight (for Now)
Up For Grabs
The Mayhem Before March Madness


2008 NCAA TOURNAMENT PREVIEW
MARCH MADNESS
Sports Illustrated
CONNECTICUT
4


COLLEGE BASKETBALL
PREVIEW 2005
COMPLETE SCOUTING REPORTS
23
TENNESSEE WOMEN ARE
No. 1
Sports Illustrated
Can Anyone Stop Duke?
HERE COMES
UCONN
SI's TOP 10


MEN'S TOP 10
WOMEN'S TOP 10
COLLEGE
BASKETBALL PREVIEW
Sports Illustrated
UCONN
DOUBLE
TEAM
65
TOP TEAMS RANKED
SCOUTING REPORTS FOR TOP 20 MEN AND WOMEN
CLINTON ROASTED
Welcome the Cowboys
TO WASHINGTON


LAST WEEK: THE COOLEST JOBS IN SPORTS
THIS WEEK: THE WORST CAMPUS SPORTS JOBS
ANIMAL HOUSE
Sports Illustrated
ON CAMPUS
COLLEGE SPORTS
24/7
A Weeklong, Behind-the-Curtain Look at the Lives of Student Athletes
PSYCHO FANS
PSYCHED LSU
THE CHEERLEADER PSYCHE


Sports Illustrated
The U. Awards
(Part 2, The Guy)
Hats Off to Our Male Athlete Of the Year, The Brilliant
Emeka Okafor
SEMESTER-END ISSUE
See You in the Fall

NBA CHAMPIONS



Four former University of Connecticut standouts have gone on to capture an NBA Championship since leaving the Huskies for the NBA.

Ray Allen became UConn's fourth NBA Champion when he helped the Boston Celtics capture the 2008 title.

Richard Hamilton became the third UConn player to earn an NBA Championship ring when he helped Detroit capture the 2004 title.

Scott Burrell (Chicago Bulls, 1998) and Travis Knight (Los Angeles Lakers, 2000) were the first two Husky NBA Champions.



Among the NBA Elite

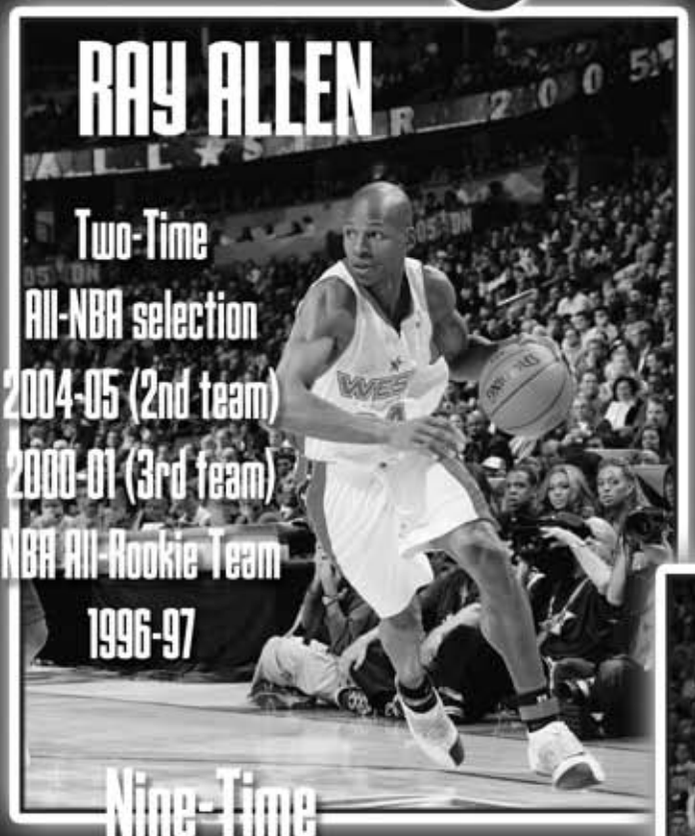

RAY ALLEN

Two-Time
All-NBA selection
2004-05 (2nd team)
2000-01 (3rd team)
NBA All-Rookie Team
1996-97

Nine-Time
NBA All-Star
2009, 2008
2007, 2006,
2005, 2004







2000, 2001, 2002



RICHARD HAMILTON

Three-Time NBA All-Star
2008, 2007, 2006



DONYELL MARSHALL
NBA All-Rookie Team 1994-95

Among the NBA Elite

CLIFFORD ROBINSON
1994 NBA All-Star
1992-93 NBA Sixth Man of the Year



EMEKA OKAFOR
2004-05 NBA Rookie of the Year
NBA All-Rookie Team
2004-05



RUDY GAY
NBA All-Rookie Team
2006-07



BEN GORDON
2004-05 NBA Sixth Man of the Year
NBA All-Rookie Team
2004-05



CARON BUTLER
Two-Time NBA All-Star
2008, 2007
NBA All-Rookie Team
2002-03



CHARLIE VILLANUEVA
NBA All-Rookie Team
2005-06

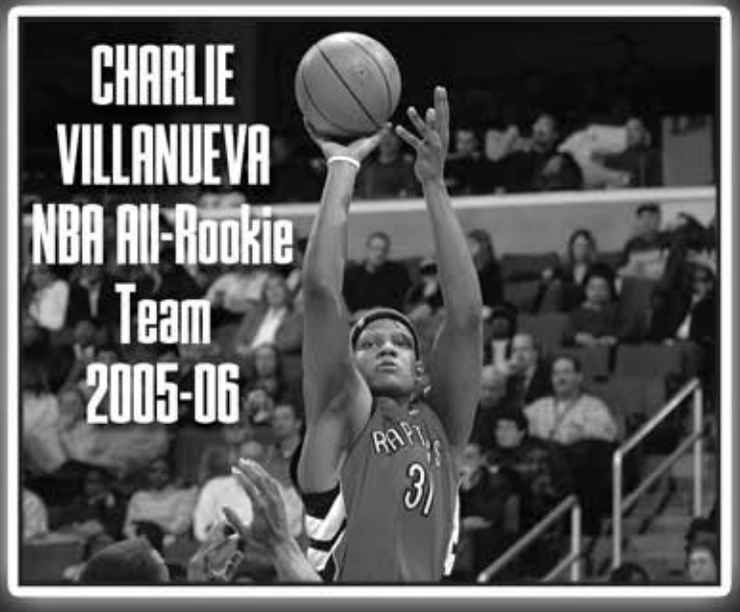

THE NBA DRAFT LOTTERY



HASHEEM THABEET
2009 NBA Draft Lottery
No. 2 Selection



HILTON ARMSTRONG
2006 NBA Draft Lottery
No. 12 Selection

THE NBA DRAFT LOTTERY



RUDY GAY
2006 NBA Draft Lottery
No. 8 Selection

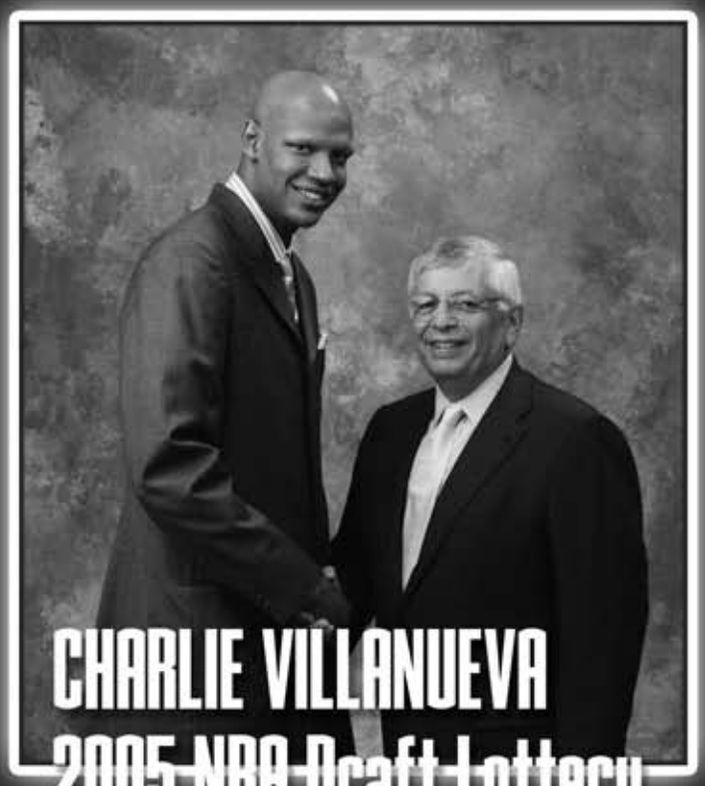

CHARLIE VILLANUEVA
2005 NBA Draft Lottery
No. 7 Selection

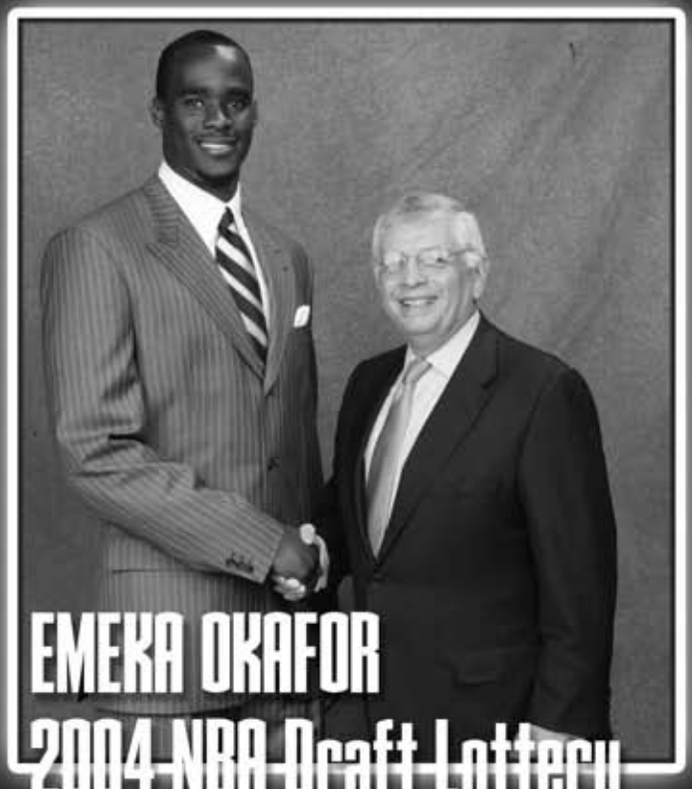

EMEKA OKAFOR
2004 NBA Draft Lottery
No. 2 Selection

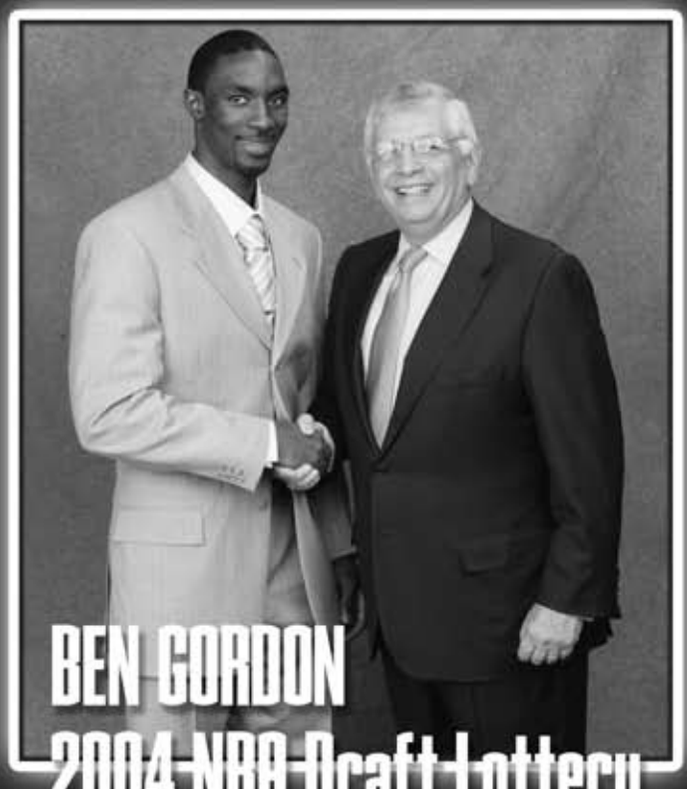

BEN GORDON
2004 NBA Draft Lottery
No. 3 Selection

THE NBA DRAFT LOTTERY



CARON BUTLER
2002 NBA Draft Lottery
No. 10 Selection



RAY ALLEN
1996 NBA Draft Lottery
No. 5 Selection



RICHARD HAMILTON
1999 NBA Draft Lottery
No. 7 Selection

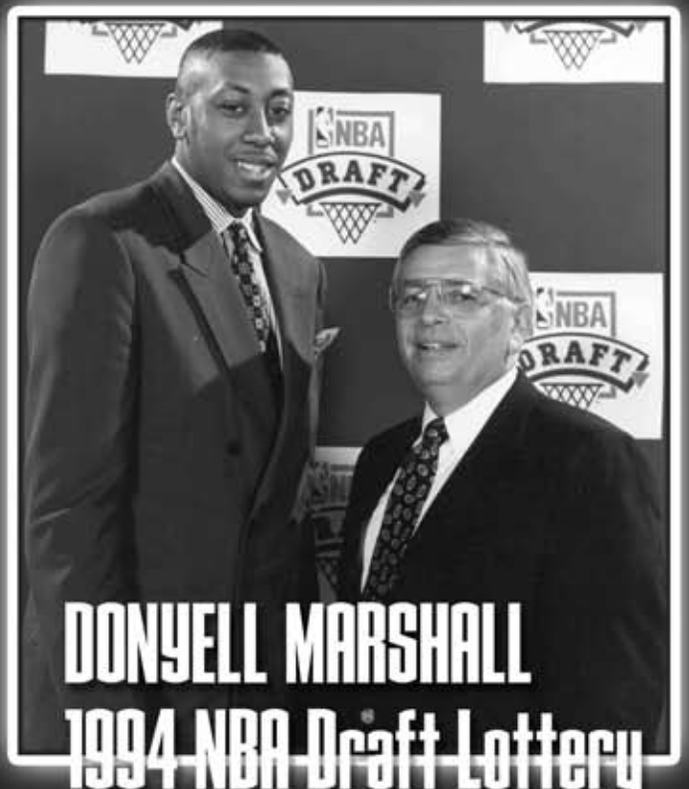

DONYELL MARSHALL
1994 NBA Draft Lottery
No. 4 Selection

A TRADITION OF EXCELLENCE

UConn and the NBA Draft First Round



MARCUS WILLIAMS

2006 NBA Draft
No. 22 Selection



JOSH BOONE

2006 NBA Draft
No. 23 Selection



TATE GEORGE

1990 NBA Draft
No. 22 Selection



SCOTT BURRELL

1993 NBA Draft
No. 20 Selection



TRAVIS KNIGHT

1996 NBA Draft
No. 29 Selection

NBA

UCONN IN THE NBA

WORTHY PATTERSON





1951-1952, 1952-1953, 1953-1954

TOBY KIMBALL





1962-1963, 1963-1964, 1964-1965

CORNY THOMPSON





1978-1979, 1979-1980, 1980-1981, 1981-1982

BRUCE KUCZENSKI





1979-1980, 1980-1981, 1981-1982, 1982-1983

CHUCK ALEKSINAS





1980-1981, 1981-1982

TM

NBA

UCONN IN THE NBA

CLIFFORD ROBINSON





1985-1986, 1986-1987, 1987-1988, 1988-1989

TATE GEORGE





1986-1987, 1987-1988, 1988-1989, 1989-1990

CHRIS SMITH





1988-1989, 1989-1990, 1990-1991, 1991-1992

SCOTT BURRELL





1989-1990, 1990-1991, 1991-1992, 1992-1993

DONYELL MARSHALL





1991-1992, 1992-1993, 1993-1994

TM

NBA

UCONN IN THE NBA

DONNY MARSHALL




1991-1992, 1992-1993, 1993-1994, 1994-1995

KEVIN OLLIE




1991-1992, 1992-1993, 1993-1994, 1994-1995

RAY ALLEN




1993-1994, 1994-1995, 1995-1996

TRAVIS KNIGHT




1992-1993, 1993-1994, 1994-1995, 1995-1996

RICHARD HAMILTON




1996-1997, 1997-1998, 1998-1999

UCONN™

NBA

UCONN IN THE NBA

JAKE VOSKUHL





1996-1997, 1997-1998, 1998-1999, 1999-2000

KHALID EL-AMIN





1997-1998, 1998-1999, 1999-2000

CARON BUTLER





2000-2001, 2001-2002

EMEKA OKAFOR





2001-2002, 2002-2003, 2003-2004

BEN GORDON





2001-2002, 2002-2003, 2003-2004

CHARLIE VILLANUEVA





2003-2004, 2004-2005

UCONN IN THE NBA

RUDY GAY





2004-2005, 2005-2006

HILTON ARMSTRONG





2002-2003, 2003-2004, 2004-2005, 2005-2006

MARCUS WILLIAMS





2003-2004, 2004-2005, 2005-2006

JOSH BOONE





2003-2004, 2004-2005, 2005-2006

HASHEEM THABEET





2006-2007, 2007-2008, 2008-2009

A.J. PRICE





2006-2007, 2007-2008, 2008-2009

The BEST of UConn Basketball

23 Former UConn standouts have been selected in the NBA Draft in the past 20 years, including 15 in the first round and 10 lottery selections.The 2009-10 season could see as many as 14 former Huskies suit up on NBA rosters in October.

NAME	RD	#	TEAM SELECTED BY	YEAR
Hasheem Thabeet #	*1st*	*2*	*Memphis Grizzlies*	*2009*
R.J. Price	2nd	52	Indiana Pacers	2009
Rudy Gay %	*1st*	*8*	*Houston Rockets*	*2006*
Hilton Armstrong	*1st*	*12*	*NO/Ok City Hornets*	*2006*
Marcus Williams #	1st	22	New Jersey Nets	2006
Josh Boone #	1st	23	New Jersey Nets	2006
Denham Brown	2nd	40	Seattle Sonics	2006
Charlie Villanueva %	*1st*	*7*	*Toronto Raptors*	*2005*
Emeka Okafor #	*1st*	*2*	*Charlotte Bobcats*	*2004*
Ben Gordon #	*1st*	*3*	*Chicago Bulls*	*2004*
Caron Butler %	*1st*	*10*	*Miami Heat*	*2002*
Jake Voskuhl	2nd	33	Chicago Bulls	2000
Khalid El-Amin #	2nd	34	Chicago Bulls	2000
Richard Hamilton #	*1st*	*7*	*Washington Wizards*	*1999*
Ray Allen #	*1st*	*5*	*Minnesota Timberwolves*	*1996*
Travis Knight	1st	29	Chicago Bulls	1996
Doron Sheffer	2nd	36	Los Angeles Clippers	1996
Donny Marshall	2nd	39	Cleveland Cavaliers	1995
Donyell Marshall #	*1st*	*4*	*Minnesota Timberwolves*	*1994*
Scott Burrell	1st	20	Charlotte Hornets	1993
Chris Smith	2nd	34	Minnesota Timberwolves	1992
Tate George	1st	22	New Jersey Nets	1990
Clifford Robinson	2nd	35	Portland Trail Blazers	1989

Italicized players indicate lottery selections
#-- Early entry after junior season at UConn
%-- Early entry after sophomore season at UConn


KHALID EL-AMIN


SCOTT BURRELL


TATE GEORGE


CHRIS SMITH




TRAVIS KNIGHT

PIPELINE TO THE NBA

UCONN IN NBA



Clifford Robinson
1989-2007



Tate George
1990-1995



Chris Smith
1992-1995



Scott Burrell
1993-2001



Donyell Marshall
1994 to present



Donny Marshall
1995-2003



Kevin Ollie
1995 to present



Travis Knight
1996-2003



Jake Voskuhl
2000 to present



Khalid El-Amin
2000-2001



RAY ALLEN
1996 TO PRESENT



RICHARD HAMILTON
1999 TO PRESENT



CARON BUTLER
2002 TO PRESENT



EMEKA OKAFOR
2004 TO PRESENT



BEN GORDON
2004 TO PRESENT

CHARLIE VILLANUEVA
2005 TO PRESENT

THE NBA



RUDY GAY
2006 TO PRESENT



HILTON ARMSTRONG
2006 TO PRESENT



MARCUS WILLIAMS
2006 TO PRESENT



JOSH BOONE
2006 TO PRESENT



HASHEEM THABEET
2009 TO PRESENT



AJ PRICE
2009 TO PRESENT

THE NBA DRAFT LOTTERY

A UCONN BASKETBALL TRADITION



DONYELL MARSHALL, 1994



RAY ALLEN, 1996



RICHARD HAMILTON, 1999



CARON BUTLER, 2002



HASHEEM THABEET, 2009



EMEKA OKAFOR, 2004



BEN GORDON, 2004



CHARLIE VILLANUEVA, 2005



RUDY GAY, 2006



HILTON ARMSTRONG, 2006